





Measuring the Nation's Social and Economic Well-Being

		<u>2017</u>	<u>2018</u>
	Median household income (in 2018 inflation-adjusted dollars)*	—	\$62,626 \$63,179
	Percentage of people in poverty	↓	12.3% 11.8%
	Supplemental Poverty Measure*	—	13.0% 12.8%
	Percentage of people without health insurance coverage	↑	7.9% 8.5%

* An asterisk denotes that the difference is not statistically different from 2017.