

The Medicaid “Undercount” Project

Phase I Overview

Presentation at the
Department of Health and Human Services

Dave Baugh
Senior Technical Advisor,
Office of Research, Development & Information
Centers for Medicare & Medicaid Services
July 17, 2007

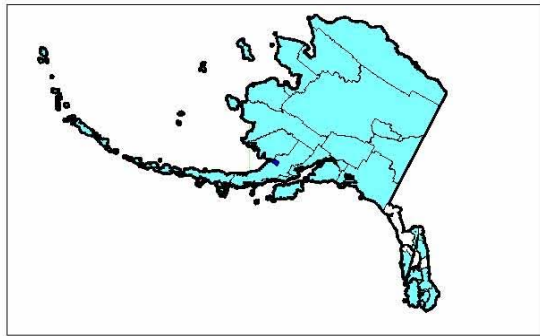


Medicaid Undercount: Phase I MSIS Validation

- **Medicaid Statistical Information System (MSIS)**
Centers for Medicare & Medicaid Services data system
 - Records for all Medicaid enrolled persons
 - Enrollee identifiers – SSN, Date of Birth, Gender
- **Census Numident file indexed by SSN**
- **Comparison of identifying data from these systems**
- **Used a modified Person Verification System (PVS) process**
 - Enrollee name and address were not available
 - Date of birth and gender were used
 - If nearly the same, MSIS SSN was considered to be validated

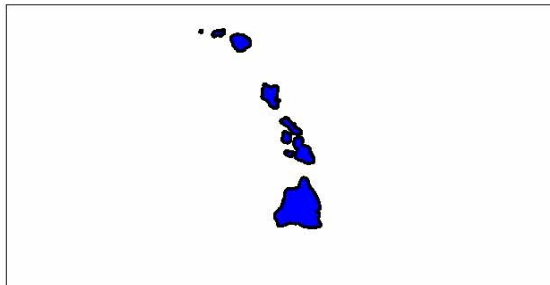
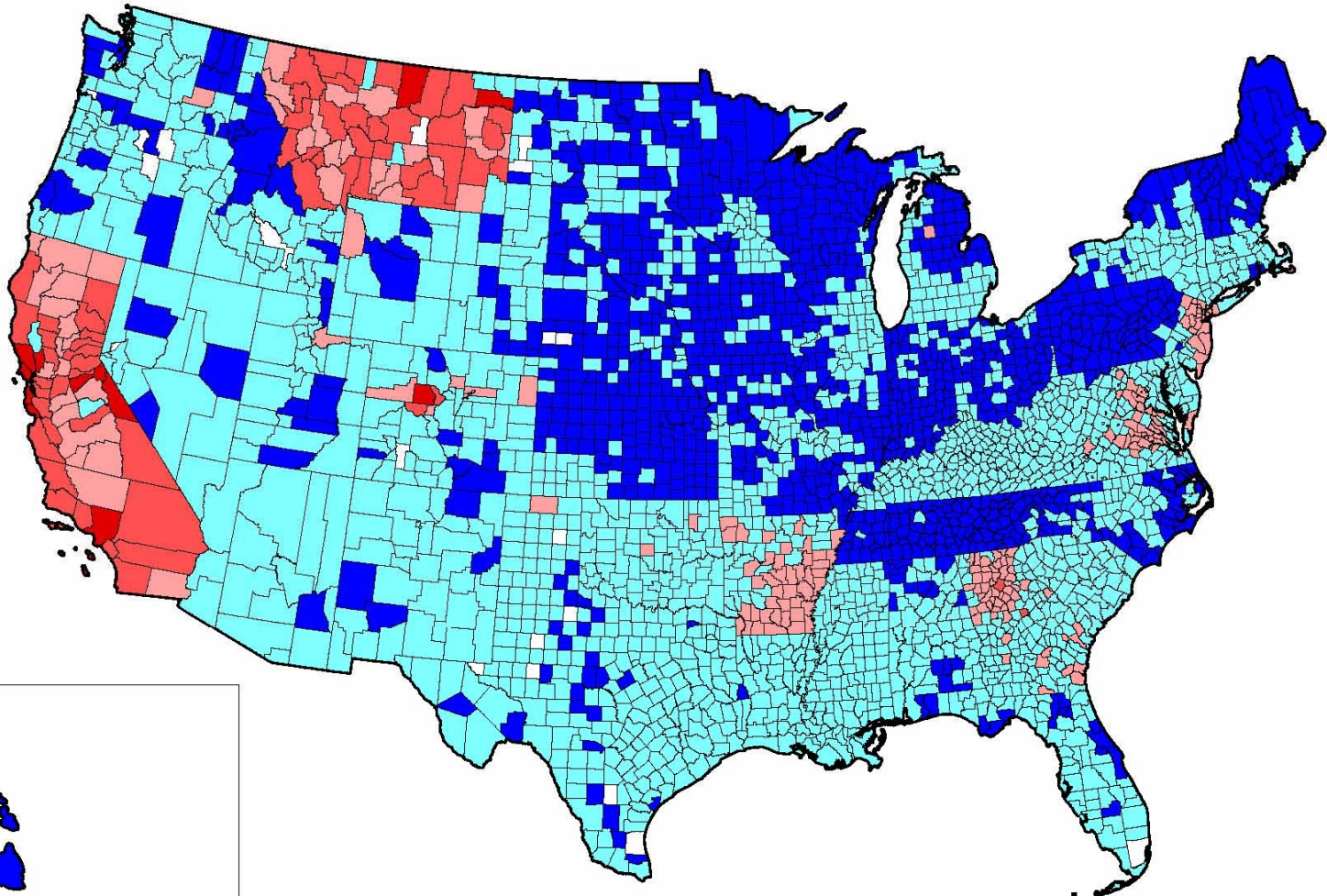
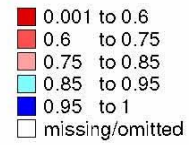
MSIS SSN Validation Results

- **Substantial variation by state and county**
- **By state for 2001:**
 - Highest validation for Vermont 99.0%
 - Lowest validation for California 67.3%
- **Nationally for 2001:**
 - 90.4% of SSNs in a valid range
 - 98.8% were found valid
 - Net of 89.4% with a valid SSN
- **Next slide shows variation (for 2000)**



Proportion of MSIS SSN's Verified, Calendar Year 2000

(white = missing or omitted for disclosure avoidance)



Note: Washington, Oregon, Arkansas, and Virginia may have unreliable county coding in certain instances.

MSIS SSN Validation Details

Total 2001 MSIS Clients	49,272,652	
SSN Field is Blank (pct)	4,457,746	(9.0%)
SSN Contains Non-Numeric Values (pct)	18,098	(0.0%)
SSN in Taxpayer ID Number (TIN) Range (pct)	10,582	(0.0%)
SSN > Numident Max - Not in TIN Range (pct)	169,884	(0.3%)
SSN Otherwise Invalid (pct)	10,492	(0.0%)
Subtotal – SSN – Unacceptable Format (pct)	4,666,802	(9.5%)
SSN Acceptable Format, not in Numident (pct)	52,689	(0.1%)
Total - SSNs Not in Numident (pct)	4,719,491	(9.6%)
Clients with SSN in Acceptable Range	44,553,161	(90.4%)

MSIS SSN Validation Details

Clients with SSN in Acceptable Range **44,553,161 (90.4%)**
(From previous slide)

SSNs with unknown DOBs in Numident (pct) **5,943 (0.0%)**

SSNs failing validation (pct) **507,307 (1.1%)**

Subtotal – SSNs in Acceptable range (pct) **513,250 (1.2%)**

Clients with Validated SSNs **44,039,911**

Percent of SSNs in acceptable range

Percent of total MSIS 2001 Clients **89.4%**

98.8%

MSIS SSN Validation Findings

- **Most clients not validated have blank SSN**
 - SSN not reported by Medicaid
 - Medicaid client not eligible for SSA benefits
- **Validation rates higher for full-benefit Medicaid clients**
 - e.g. remove restricted benefits groups
 - Undocumented aliens
 - Some Dual Medicaid/Medicare clients (e.g. QMB only)
 - Pregnancy –related only*
 - Family planning services only
 - Other
- **California**
 - Unvalidated clients largely women receiving pregnancy benefits
 - A result of “presumptive eligibility” provisions

MSIS Person Duplication

	2000	2001	2002
Clients with Validated SSNs	41,201,427	44,039,911	48,556,590
Clients Sharing > 1 SSN	1,289,926	1,463,314	2,087,188
Clients			
Not Eligible for Medicaid	408,804	506,805	573,942
Eligible for Medicaid	39,502,697	42,069,792	45,895,460
Clients Eligible for More than			
Number of days in Period	704,790	838,152	932,745
Clients Eligible in			
Exactly One State	38,572,022	40,993,211	44,725,710
Exactly Two States	897,953	1,036,395	1,126,381
Exactly Three States	30,830	38,098	40,969
Four or More States	1,892	2,088	2,400

MSIS Person Duplication Findings

- **Possible Duplication**
 - About 2.2% of unique persons in MSIS have records in > 1 State, OR
 - About 1.7% of persons with More eligible days than days in a month
 - MSIS data are state files, so some duplication anticipated
 - Possible MSIS duplication not responsible for wide variation between MSIS and survey differences on Medicaid
 - Work in progress at CMS to unduplicate persons
- **Dual Medicaid/Medicare Enrollees**
 - About 95% of enrollees identified as duals in MSIS were confirmed
 - About 98% of enrollees identified as dual matching MSIS to the Medicare EDB were confirmed by the MSIS dual eligibility flag
 - Statistics vary by state, but MSIS data judged to be of high quality
- **Notes about MSIS demographics v. the general population**
 - Minorities over-represented in Medicaid
 - Among young adults, most Medicaid enrollees are female
 - Males between the ages of 21 and 64 are underrepresented in Medicaid

MSIS Validation - Conclusions

- **Validation of SSNs in MSIS**

- Just over 90% of MSIS client records have an SSN in an acceptable range
- Nearly 99% of SSNs in an acceptable range were validated
- As a result, 89.4% of client records were validated
- Reasons for validation failure are understood
- Validation for full-benefits Medicaid clients is higher than reported above.

- **Duplicate Records in MSIS**

- Duplication ranges between 1.7 and 2.2%
- Much of the duplication occurs for persons enrolled in more than one state
- MSIS data have been collected and retained on a state by state basis
- Until recently, not much attention was given to duplication across states
- Work is under way in MAX (derived from MSIS) to unduplicate persons.
- MSIS and MAX duplication does not account for the differences between Medicaid administrative data and survey estimates of Medicaid enrollment.