





Humboldt County, CA - Economic Places



Location in State



Legend

- Madison  Economic Place (completely or partially within subject area)
- Balance of Dane  'Balance of County' Economic Place
- DANE**  County or statistical equivalent
- Lake Michigan*  Shoreline

A degree (°) denotes that the county or statistical equivalent is in a Metropolitan Statistical Area. An asterisk (*) denotes that the county or statistical equivalent is in a Micropolitan Statistical Area. All boundaries are as of January 1, 2002.

