





**Burke County, GA - Economic Places**



**Location in State**



**Legend**

- Madison  Economic Place (completely or partially within subject area)
- Balance of Dane  'Balance of County' Economic Place
- DANE**  County or statistical equivalent
- WISCONSIN**  State

A degree (°) denotes that the county or statistical equivalent is in a Metropolitan Statistical Area. An asterisk (\*) denotes that the county or statistical equivalent is in a Micropolitan Statistical Area. All boundaries are as of January 1, 2002.

