




Annual Revision of Monthly Wholesale Distributors: Sales and Inventories— January 1992 Through January 2006

Issued March 2006

BW/05-A

Current Business Reports



U S C E N S U S B U R E A U

Helping You Make Informed Decisions

U.S. Department of Commerce
Economics and Statistics Administration
U.S. CENSUS BUREAU

ACKNOWLEDGMENTS

Anne S. Russell, Assistant Division Chief, Service Sector Statistics Division's Retail and Wholesale Indicator Programs, directed the preparation of this report. **Nancy Piesto**, Chief, Annual Retail and Wholesale Indicators Branch, and **John Trimble**, Chief, Annual Wholesale and Special Projects Branch, supervised the planning, implementation, and compilation of this report with assistance from **Janet Andreas**, **Patsy Borgstede**, **Gary Buffington**, **Nicole Clark**, **Eleanor Daniels**, **Nicole Euler**, **Lou Garner**, **Mariana Gerzanych**, **Suneye Holmes**, **Siretta Kelly**, **Howard Krakower**, **Barbara Lazirko**, **Marian Martin**, **Betty McQueen**, **Antwain Merriweather**, **Randy Moore**, **Eddie Moy**, **Edward Murphy**, **Linda Olds**, **Diana Patterson**, **Brian Schwartz**, **Matt Shepley**, **Linda Turner**, **Brian Wilson**, and **Johnny Zuagar**.

Ruth E. Detlefsen, Assistant Division Chief, Research and Methodology, directed the development of the sample design and statistical methodology. **Jock R. Black**, Chief, Program Research and Development Branch, supervised the development of the sample design, estimation, and variance estimation methods, with assistance from **Michael Beaghen**, **William C. Davie Jr.**, **Kelly M. Dixon**, **Jonathan Holland**, **Jacklyn R. Jonas**, **Brett Moore**, and **Deanna Weidenhamer**.

Carol S. King, Chief, Statistical Methods Branch, supervised the development of the frame construction, birth sampling, sample control, imputation, and quality control procedures with assistance from **James Burton**, **David L. Kinyon**, and **Matthew Neft**. **Michael Shimberg** and **Lora Gillott** developed the benchmark estimates for this publication.

Howard Hogan, Chief, Economic Statistical Methods and Programming Division, and **Deborah Lee Tasky**, Assistant Division Chief, Annual Surveys and Related Programs, directed the development of the computer programs. **Ronald M. Catzva**, Chief, Service Sector Statistics Division Indicators Branch, directed the implementation of monthly programs with assistance from **Phillip Atwater**, **Katherine Diep**, **James Flaherty**, **Christine Ford**, **Denise Gillis**, **Michael Lavarn**, **Steven Pirrone**, and **Patricia Young**. **Diane Roebuck**, Chief, Service Sector Statistics Annuals Branch, directed the implementation of annual programs with assistance from **Daniel Huh**, **Charlie Nguyen**, and **Yung Yi**. **Scott Ankers**, Chief, StEPS Development Branch, directed programming operations with assistance from **John Goodloe**, **Kelvin Hackett**, **Douglas Hallam**, **Anne Linonis**, **Loi Nguyen**, and **Richard Sigman**.

Richard E. Hanks, Chief, Current Surveys Operations Branch, supervised the coordination of data collection and processing activities with the National Processing Center, assisted by **David Dortch**, **John Guest**, **Anthony Harley**, **Debra Kaline**, **Michael Lutz**, **Earnestine Kornegay**, and **Evelyn Shaw**.

Walter C. Odom, Division Chief, **Wanda K. Cevis**, **Jamie Peters**, and **Helen M. Curtis** of the Administrative and Customer Services Division, provided graphics design, composition, and editorial review for electronic media. **James R. Clark**, Assistant Division Chief provided general direction and production management. **Angela Feldman-Harkins**, Chief, Survey Processing Branch, and all employees coordinated, collected, and processed data at the U.S. Census Bureau's National Processing Center. **William Samples**, Chief, Mailout and Data Capture Branch, assisted by **Chris Berbert**, **Dameka Hemsley**, **Stephanie Studds**, and **Elisabeth Busse** coordinated mailout and data capture operations. Special thanks are also given to the many businesses that provided data to the survey. This survey would not have been possible without their cooperation.


Direct all inquiries concerning this report to **Nancy Piesto**, Service Sector Statistics Division, U.S. Census Bureau, Washington, DC 20233. Telephone: 301-763-2747 e-mail: <Nancy.A.Piesto@census.gov>.

Annual Revision of Monthly Wholesale Distributors: Sales and Inventories— January 1992 Through January 2006

Issued March 2006

Current Business Reports

BW/05-A



U.S. Department of Commerce
Carlos M. Gutierrez,
Secretary

David A. Sampson
Deputy Secretary

Economics and Statistics Administration
Vacant,
Under Secretary
for Economic Affairs

U.S. CENSUS BUREAU
Charles Louis Kincannon,
Director

SUGGESTED CITATION

U.S. Census Bureau,
Current Business Reports,
Series BW/05-A,
Annual Revision of
*Monthly Wholesale Distributors:
Sales and Inventories—
January 1992 Through January 2006*
Washington, DC, 2006



**Economics
and Statistics
Administration**

Vacant,
Under Secretary
for Economic Affairs



U.S. CENSUS BUREAU
Charles Louis Kincannon,
Director

Hermann Habermann,
Deputy Director and
Chief Operating Officer

Thomas L. Mesenbourg,
Associate Director
for Economic Programs

C. Harvey Monk, Jr.,
Assistant Director
for Economic Programs

Mark E. Wallace,
Chief, Service Sector
Statistics Division

CONTENTS

Text

Introduction	v
Coverage	v
Summary of Changes	v
Revisions to Previously Published Estimates	vi
Definition of Terms	ix

Tables

1. Revised Adjusted and Unadjusted Estimates of Monthly Sales, Inventories, and Inventories/Sales Ratios of Merchant Wholesalers, Except Manufacturers' Sales Branches and Offices: January 1992 Through January 2006	1
2. Estimated Annual Purchases, Gross Margins and Gross Margins as a Percent of Sales for Merchant Wholesalers, Except Manufacturers' Sales Branches and Offices: 1992 Through 2004.	31
3. Estimated Measures of Sampling Variability for Monthly Estimates	33
4. Estimated Coefficients of Variation of Annual Sales, End-of-Year Inventories, Purchases, Gross Margins, and Gross Margins as a Percent of Sales	33

Appendixes

A. Explanatory Material.	A-1
B. NAICS Codes, Titles, and Descriptions	B-1

Annual Revision of Monthly Wholesale Distributors: Sales and Inventories— January 1992 Through January 2006

INTRODUCTION

The U.S. Census Bureau produces the *Annual Revision of Monthly Wholesale Distributors: Sales and Inventories* to provide national estimates by kind of business of monthly and annual sales and end-of-month non-LIFO (last-in, first-out) inventories for merchant wholesale establishments, except manufacturing sales branches and offices. Estimates of annual purchases and gross margin are also provided.

We develop the estimates in this report using data from the Annual Wholesale Trade Survey (AWTS) and the Monthly Wholesale Trade Survey (MWTS). For each survey, questionnaires are mailed to a probability sample of firms located in the United States and having paid employees. The samples are updated regularly and periodically reselected. These samples include firms of all sizes.

Additional information on AWTS and MWTS can be found on the Census Bureau's Web site at www.census.gov/econ/www/retmenu.html#WHOL.

COVERAGE

The estimates in this publication are summarized by kind-of-business classification based on the 2002 North American Industry Classification System (NAICS). NAICS groups establishments into industries based on the activities in which they are primarily engaged. This system was developed by the joint efforts of statistical agencies in Canada, Mexico, and the United States. The common industry definitions allow for statistics to be compared by business activity across North America.

Wholesale trade, as defined by NAICS Sector 42, includes establishments engaged in wholesaling merchandise, generally without transformation, and rendering services incidental to the sale of merchandise.

Wholesalers are organized to sell or arrange the purchase or sale of—

1. Goods for resale (i.e., goods to other wholesalers or retailers).
2. Capital or durable nonconsumer goods.
3. Raw and intermediate materials and supplies used in production.

This report covers wholesale distributors who sell goods on their own account and include such businesses as wholesale merchants or jobbers, drop shippers, and export/import merchants. Sales offices and branches maintained by manufacturing, refining, or mining enterprises apart from their plants or mines for the purpose of marketing their products are not covered in this report. Also excluded is NAICS Industry Group 4251: Wholesale Electronic Markets and Agents and Brokers.

A summary of changes from the prior benchmark report and the procedures for producing the revised estimates are described below.

SUMMARY OF CHANGES

We revised unadjusted monthly sales and inventory estimates for January 1998 through January 2006. In addition, for selected NAICS industries (see list of NAICS industries in the section "Revisions to Previously Published Estimates"), unadjusted estimates of monthly sales and inventories were revised for January 1992 through January 2006.

The revised unadjusted estimates reflect:

- Results from the 1992, 1997, and 2002 Censuses of Wholesale Trade.
- Results from the 2004 AWTS.
- New annual estimates were developed for 1992–2004 due to the Census Bureau’s implementation of new classification rules for the boundary between the retail trade and wholesale trade sectors. See detailed description in the “Revision to Previously Published Estimates” section.

We revised annual estimates based on results from the wholesale censuses. For some NAICS industries, annual sales, end-of-year inventories, purchases, and gross margin estimates were revised for 1998–2003. In addition, for selected NAICS industries (see list of NAICS industries in the section “Revisions to Previous Published Estimates”), annual estimates of sales, end-of-year inventories, and purchases were revised for 1992–1997. Gross margins were revised for 1993–2003. For all NAICS industries, we derived new annual sales, end-of-year inventories, purchases, and gross margins for 2004.

New seasonal and trading-day adjustment factors were computed and used to adjust sales for January 1995 through January 2006. Adjusted estimates were derived beginning January 1995 instead of January 1998 because the revised 1998 unadjusted estimates can significantly affect the computation of seasonal factors as far back as 1995. New seasonal factors were used to adjust inventories for January 1995 through January 2006. In addition, for those NAICS industries that were revised back to January 1992, new factors were computed and used to adjust sales and inventories starting with January 1992. Factors for both sales and inventories were developed by using unadjusted estimates as input to the seasonal adjustment program.

REVISIONS TO PREVIOUSLY PUBLISHED ESTIMATES

Annual Estimates

Annual estimates of sales, inventories, and purchases were input to the benchmarking program to derive revised estimates for 1998–2004. Also, for selected industries, corrections were applied to the various estimates. The estimates were revised in a manner that—

- Equates the 2002 annual estimates to results derived from the 2002 Census of Wholesale Trade.¹
- Link the series to the 1997 Census of Wholesale Trade level.
- Maintain, as best as possible, the year-to-year changes computed from estimates derived from the AWTS for 1998 through 2004.

For certain NAICS industries, we revised estimates back to 1992 for the following reasons:

- Prior census results were revised for NAICS industries 4234 (including 42345), 4238, 4241, and 4247.
- The NAICS revision for 2002 reclassified some used auto parts stores from wholesale (NAICS 42314 in the 1997 NAICS) to retail NAICS 44131 in 2002 NAICS.
- New rules for classifying establishments in the 1997 and 2002 Census of Wholesale Trade were implemented for NAICS industries 4231, 4232, 4233, 4234 (including 42345), 4236, 4237, 4238, 4241, 4247, and 4249. Some of the establishments classified as wholesale in 2002 were classified as retail in 1997 due to different implementation rules. In order to maintain a consistent time series, we revised the results from the 1992 and 1997 censuses to be comparable with the 2002 census results.

¹The inventory estimates for the census year 2002 were computed by multiplying the inventories obtained from the annual survey by the ratio of census sales to sales derived from the 2002 annual survey. Census inventories were not used because they do not include inventories of auxiliary and central administrative offices of merchant wholesalers. The same methodology was used to derive 1992 and 1997 inventory constraints. The same methodology was used to derive 1992, 1997, and 2002 purchases constraints.

For NAICS industries mentioned above, we derived estimates for 1992 through 2004 and equated the 1992, 1997, and 2002 estimates to results derived from the census. We maintained, as best as possible, the year-to-year changes computed from estimates derived from the AWTS for 1993 through 2004.

Estimates of Monthly Sales

Merchant wholesale sales estimates for December 1997 through January 2006 were the input to the benchmarking program. Also, for selected industries, corrections were applied to the monthly estimates. The estimates were revised in a manner that—

- Constrains the sum of the 12 monthly sales estimates for a particular year to equal the corresponding revised annual sales estimates (benchmarks) derived for 1998 through 2004.
- Minimizes the differences between the month-to-month changes of the input and revised estimates
- Uses the previously published December 1997 estimate to link the revised estimates to the previously published estimates.

For the NAICS industries where annual sales were revised back to 1992, we also constrained the sum of the 12 monthly sales estimates for 1992–1997 to equal the corresponding annual sales estimates for these years.

A mathematical result of the benchmarking methodology is that all input estimates following the end of the last benchmark year (2004) are derived by multiplying these estimates by the ratio of the benchmarked-to-input estimate for the last month of the last benchmark year. Therefore, for a specified sales series, a ratio of the December 2004 benchmarked estimate to the December 2004 input estimate was computed. Estimates for periods following December 2004 were multiplied by these constant ratios (called carry-forward factors) to derive published sales estimates. The carry-forward factors remain constant until the next benchmarking operation.

Estimates of End-of-Month Inventories

End-of-month inventory estimates for December 1997 through January 2005 were the input to the benchmarking program. Also, for selected kinds of business, corrections were applied to the estimates. The estimates were revised in a manner that—

- Equates the December inventory estimates from the monthly survey for 1997 through 2004 to the corresponding end-of-year revised inventory estimates derived from the annual survey.
- Minimizes the differences between the month-to-month changes of the input and revised estimates.
- Uses the previously published December 1997 estimate to link the revised estimates to the previously published estimates.

For those NAICS industries where annual end-of-year inventories were revised back to 1992, we equated the December or end-of-month inventory estimates for 1992–2004 to the corresponding revised end-of-year inventories.

Estimates subsequent to December 2004 were derived by multiplying the input estimates by the ratio of the December 2004 published estimate to the input estimate for December 2004. This ratio is the carry-forward factor for inventory and remains constant for all series until the next benchmarking operation.

The table shown on the next page compares the annual unadjusted sales and inventory estimates for 2005 prior to and after the revision. Revisions shown for sales are for the sum of the monthly estimates for 2005.

Revision of Annual Sales and Inventories: 2005

[Unadjusted]

NAICS code	Kind of business	Sales (millions of dollars)			End-of-year inventories (millions of dollars)		
		Revised	Previously published	Percent difference	Revised	Previously published	Percent difference
42	Merchant wholesale, except manufacturers' sales branches and offices, total	3,550,116	3,614,562	-1.8	364,121	364,419	-0.1
423	Durable goods, total	1,760,675	1,806,695	-2.5	225,652	226,066	-0.2
4231	Motor vehicle and motor vehicle parts and supplies	293,784	291,045	0.9	34,970	34,357	1.8
4232	Furniture and home furnishings	61,081	64,630	-5.5	7,761	7,696	0.8
4233	Lumber and other construction materials	132,279	148,144	-10.7	14,747	14,426	2.2
4234	Professional and commercial equipment and supplies	306,186	302,157	1.3	28,872	28,572	1.0
42343	Computer, computer peripheral equipment, and software	159,467	165,505	-3.6	10,588	10,717	-1.2
4235	Metals and minerals, excluding petroleum	133,247	132,647	0.5	18,818	19,136	-1.7
4236	Electrical goods	264,262	269,873	-2.1	27,740	26,982	2.8
4237	Hardware, plumbing and heating equipment, and supplies	84,116	84,226	-0.1	13,541	13,779	-1.7
4238	Machinery, equipment, and supplies	291,951	317,706	-8.1	56,872	57,829	-1.7
4239	Miscellaneous durable goods	193,769	196,267	-1.3	22,331	23,289	-4.1
424	Nondurable goods, total	1,789,441	1,807,867	-1.0	138,469	138,353	0.1
4241	Paper and paper products	88,790	85,784	3.5	7,632	7,557	1.0
4242	Drugs and druggists' sundries	326,852	331,497	-1.4	30,529	28,840	5.9
4243	Apparel, piece goods, and notions	115,761	116,395	-0.5	15,431	15,861	-2.7
4244	Groceries and related products	424,165	429,794	-1.3	25,307	25,195	0.4
4245	Farm products raw materials	107,835	113,712	-5.2	12,866	13,118	-1.9
4246	Chemicals and allied products	87,394	84,039	4.0	8,168	7,542	8.3
4247	Petroleum and petroleum products	342,139	355,324	-3.7	9,947	10,057	-1.1
4248	Beer, wine, and distilled alcoholic beverages	94,546	94,205	0.4	8,494	8,499	-0.1
4249	Miscellaneous nondurable goods	201,959	197,117	2.5	20,095	21,684	-7.3

Reasons for Revisions

There are several reasons for revisions. The main contributors to the revision from the previously published estimates are:

- **2002 Economic Census.** We benchmark the sales and inventory estimates to the final 2002 Economic Census results. The previously published estimates were benchmarked to preliminary 2002 Economic Census levels. For further explanation of the benchmarking to the economic census, refer to the "Revisions to Previously Published Estimates" section earlier in this document.
- **Timing.** Respondents have more time to prepare their annual reports than their monthly reports. The annual responses are requested at a time when many firms have already compiled audited book figures for their own use. This includes adjustments for returns, allowances, and other customer transactions. The timing of the annual survey is such that we are also able to obtain independent verification of the reported data from such sources as a company's annual report. On the other hand, respondents to the monthly survey have just a few weeks to provide reports of their sales and end-of-month inventories. Sometimes these reports are based on incomplete or unaudited records, including estimates by the respondents to represent their understanding of their business.
- **Sampling.** As described in more detail in Appendix A of this report, the annual sample is larger than the samples used to develop the estimates for any given month.
- **Response.** The annual estimates are based on more reported data than are the monthly estimates. The response to the AWTs is required by law. This requirement results in a dollar volume response rate for sales above 89 percent and for inventories about 92 percent. The response to our monthly survey is not mandatory. The corresponding response rates for the monthly survey

are usually around 68 percent for sales and 66 percent for inventories. The sales and inventories for nonresponding firms are accounted for by an imputation process. This process assumes that nonresponding firms have trends similar to the responding firms in their respective kind-of-business.

DEFINITION OF TERMS

Dollar Values

All dollar values presented are expressed in current dollars (not adjusted to a constant dollar series). Consequently, when comparing estimates to prior years, users also should consider price level changes.

Confidentiality

Title 13 of the U.S. Code authorizes the Census Bureau to conduct censuses and surveys. Section 9 of the same Title requires that any information collected from the public under the authority of Title 13 be maintained as confidential. Section 214 of Title 13 and Sections 3559 and 3571 of Title 18 of the U.S. Code provide for the imposition of penalties of up to 5 years in prison and/or up to \$250,000 in fines for wrongful disclosure of confidential census information. In accordance with Title 13, no estimates are published that would disclose the operations of an individual firm.

The Census Bureau's internal Disclosure Review Board sets the confidentiality rules for all data releases. A checklist approach is used to ensure that all potential risks to the confidentiality of the data are considered and addressed.

Disclosure Limitation

A disclosure of data occurs when an individual can use published statistical information to identify either an individual or firm that has provided information under a pledge of confidentiality. Disclosure limitation is the process used to protect the confidentiality of the survey data provided by an individual or firm. Using disclosure limitation procedures, the Census Bureau modifies or removes the characteristics that put confidential information at risk for disclosure. Although it may appear that a table shows information about a specific individual or business, the Census Bureau has taken steps to disguise or suppress the original data while making sure the results are still useful. The techniques used by the Census Bureau to protect confidentiality in tabulations vary, depending on the type of data.

Unpublished Estimates

Additional statistics, such as dollar volume estimates for some kinds of business not separately shown in this report, are produced as a by-product of the regularly published statistics. These additional estimates have not been included in this publication because of high sampling variability, poor response, or other factors that may make them potentially misleading. Upon written request, for a nominal fee, the Census Bureau will release these estimates for individual use, though not for publication. It should be noted that some unpublished estimates can be derived directly from this report by subtracting published estimates from their respective totals. However, the estimates obtained by such subtraction would be subject to the poor response rates or high sampling variability described previously for unpublished kinds of business.

Individuals who use estimates in this report to create new estimates should cite the Census Bureau as the source of only the original estimates.

Adjustment Factors

We use the X-12 ARIMA program to derive the factors for adjusting data for seasonal variations and, in the case of sales, for trading-day differences. Seasonal adjustment of estimates is an approximation based on current and past experiences. Therefore, the adjustment could become less precise because of changes in economic conditions and other elements that introduce significant changes in seasonal and trading-day patterns.

Concurrent seasonal adjustment uses all available unadjusted estimates (including the latest *preliminary* estimates) as input to the X-12 ARIMA program. When unadjusted *preliminary* and final estimates become available, all estimates are used as input to the X-12 ARIMA program and new factors are applied to the *preliminary* and final estimates (1 month before the *preliminary*) and to the previous year estimates that correspond to the *preliminary* month.

Sales

Sales include merchandise sold for cash or credit at wholesale and retail by establishments primarily engaged in merchant wholesale trade; receipts from customers for rental or leasing of equipment, instruments, tools, etc.; receipts for delivery, installation, alteration, maintenance, repair, storage, and other services; and gasoline, liquor, tobacco, and other excise taxes which are paid by the manufacturer and passed along to the wholesaler.

Sales are net after deductions for refunds and allowances for merchandise returned by customers. Sales that are made on an agency basis for others are included as gross sales. Direct shipments on orders from wholesalers are also included in sales. Total sales do not include non-operating income from such sources as investments, rental or sale of real estate, etc.

Sales exclude sales taxes and excise taxes collected directly from customers and paid directly to a local, state, or federal tax agency. Also excluded are receipts from customers for carrying or other credit charges.

Inventories

Inventories represent stocks on a non-LIFO basis (firms that valued inventory on a LIFO basis included the values of LIFO reserve in the total inventory levels) of merchandise owned by merchant wholesalers at the end of the month, regardless of location, except for goods held outside the United States. Goods held on consignment and items not held for sale such as fixtures, equipment, and supplies are not included. Goods held in foreign trade zones in the United States are also included. Methods of valuation may vary according to the accounting practices of the firm.

Inventories/Sales Ratios

The inventories/sales ratios are derived by dividing the dollar value of inventories by the dollar value of sales. No adjustment is made in these ratios for the markup in sales which may vary from trade to trade.

Purchases

Purchases represent the total cost of merchandise acquired for resale during the year, whether or not payment for the merchandise was made during the year. Purchases are net of returns, allowances, and trade and cash discounts but include payments by the wholesaler for freight, insurance, import duties, and credit and other charges. Purchases exclude the cost of containers, wrapping, packaging, and selling supplies. Also excluded are liquor and tobacco tax stamps.

Cost of Goods Sold

Cost of goods sold are not shown in this report but can be derived by subtracting gross margin data from annual sales data. They represent the total cost of merchandise sold for cash or credit at wholesale and retail by establishments primarily engaged in merchant wholesale trade. Cost of goods sold is calculated by adding all purchases of merchandise (net of returns, allowances, and discounts but including charges for freight, insurance, etc.) during the year to the beginning year inventories, then deducting the end-of-year inventories from the total. Firms were instructed to exclude the cost of containers, wrapping, packaging, and selling supplies in the cost of purchases. Purchase of tax stamps and payments of excise taxes often included by tobacco and liquor wholesalers in their purchases were excluded from cost of goods sold.

Gross Margin

Gross margin represents sales less cost of goods sold. Gross margin is equivalent to the cost of all materials (as distinguished from goods to be resold) and services provided in merchant wholesale establishments, whether provided by the merchant wholesaling firm itself or purchased by it from others. To the extent that it includes cost of contract work done by others on materials of the merchant wholesale firms, gross margin includes an element of value added by manufacturing.

Gross Margin as a Percent of Sales

Gross margin as a percent of sales is derived by dividing the gross margin by dollar value of sales. No adjustments are made for service revenues that may be included in sales data.

ADDITIONAL INFORMATION

E-Commerce Data

Data for e-commerce sales and electronic data interchange (EDI) can be found on the Census Bureau's Web site at <www.census.gov/estats>. Data for survey year 2004 will be released April 2006.

Survey Questionnaires

The AWTs questionnaires can be found on the Census Bureau's Web site at <www.census.gov/svsd/www/atsforms.html>.

Manufacturers' Sales Branches and Offices Data

Data for manufacturers' sales branches and offices for survey year 2004 can be found on the Census Bureau's Web site at <www.census.gov/svsd/www/whltable.html>.

Table 1. Revised Adjusted and Unadjusted Estimates of Monthly Sales, Inventories, and Inventories/Sales Ratios of Merchant Wholesalers, Except Manufacturers' Sales Branches and Offices: January 1992 Through January 2006

[Sales and Inventory estimates are shown in millions of dollars. Estimates are based on data from the Monthly Wholesale Trade Survey and Annual Wholesale Trade Survey. Estimates have been adjusted using final results of the 2002 Economic Census]

NAICS code	Kind of business	2006											
		Jan. ^P	Feb.	Mar.	Apr.	May	June	July	Aug.	Sept.	Oct.	Nov.	Dec.
	ADJUSTED¹												
42	Sales, total	313,018	NA	NA	NA	NA	NA	NA	NA	NA	NA	NA	NA
423	Durable goods	156,292	NA	NA	NA	NA	NA	NA	NA	NA	NA	NA	NA
4231	Motor vehicle & motor vehicle parts & supplies	27,099	NA	NA	NA	NA	NA	NA	NA	NA	NA	NA	NA
4232	Furniture & home furnishings	5,489	NA	NA	NA	NA	NA	NA	NA	NA	NA	NA	NA
4233	Lumber & other construction materials	12,470	NA	NA	NA	NA	NA	NA	NA	NA	NA	NA	NA
4234	Professional & commercial equip. & supplies	26,432	NA	NA	NA	NA	NA	NA	NA	NA	NA	NA	NA
42343	Computer & computer peripheral equip. & software	13,377	NA	NA	NA	NA	NA	NA	NA	NA	NA	NA	NA
4235	Metals & minerals, ex. petroleum	11,504	NA	NA	NA	NA	NA	NA	NA	NA	NA	NA	NA
4236	Electrical and electronic goods	22,948	NA	NA	NA	NA	NA	NA	NA	NA	NA	NA	NA
4237	Hardware, & plumbing & heating equip. & supplies	7,198	NA	NA	NA	NA	NA	NA	NA	NA	NA	NA	NA
4238	Machinery, equipment, & supplies	25,997	NA	NA	NA	NA	NA	NA	NA	NA	NA	NA	NA
4239	Miscellaneous durable goods	17,155	NA	NA	NA	NA	NA	NA	NA	NA	NA	NA	NA
424	Nondurable goods	156,726	NA	NA	NA	NA	NA	NA	NA	NA	NA	NA	NA
4241	Paper & paper products	7,800	NA	NA	NA	NA	NA	NA	NA	NA	NA	NA	NA
4242	Drugs & druggists' sundries	28,663	NA	NA	NA	NA	NA	NA	NA	NA	NA	NA	NA
4243	Apparel, piece goods, & notions	10,442	NA	NA	NA	NA	NA	NA	NA	NA	NA	NA	NA
4244	Grocery & related products	36,761	NA	NA	NA	NA	NA	NA	NA	NA	NA	NA	NA
4245	Farm product raw materials	8,735	NA	NA	NA	NA	NA	NA	NA	NA	NA	NA	NA
4246	Chemicals & allied products	7,451	NA	NA	NA	NA	NA	NA	NA	NA	NA	NA	NA
4247	Petroleum & petroleum products	31,310	NA	NA	NA	NA	NA	NA	NA	NA	NA	NA	NA
4248	Beer, wine, & distilled alcoholic beverages	8,027	NA	NA	NA	NA	NA	NA	NA	NA	NA	NA	NA
4249	Miscellaneous nondurable goods	17,537	NA	NA	NA	NA	NA	NA	NA	NA	NA	NA	NA
42	Inventories, total	362,434	NA	NA	NA	NA	NA	NA	NA	NA	NA	NA	NA
423	Durable goods	229,501	NA	NA	NA	NA	NA	NA	NA	NA	NA	NA	NA
4231	Motor vehicle & motor vehicle parts & supplies	34,732	NA	NA	NA	NA	NA	NA	NA	NA	NA	NA	NA
4232	Furniture & home furnishings	7,911	NA	NA	NA	NA	NA	NA	NA	NA	NA	NA	NA
4233	Lumber & other construction materials	15,543	NA	NA	NA	NA	NA	NA	NA	NA	NA	NA	NA
4234	Professional & commercial equip. & supplies	29,643	NA	NA	NA	NA	NA	NA	NA	NA	NA	NA	NA
42343	Computer & computer peripheral equip. & software	10,835	NA	NA	NA	NA	NA	NA	NA	NA	NA	NA	NA
4235	Metals & minerals, ex. petroleum	18,858	NA	NA	NA	NA	NA	NA	NA	NA	NA	NA	NA
4236	Electrical and electronic goods	27,984	NA	NA	NA	NA	NA	NA	NA	NA	NA	NA	NA
4237	Hardware, & plumbing & heating equip. & supplies	14,044	NA	NA	NA	NA	NA	NA	NA	NA	NA	NA	NA
4238	Machinery, equipment, & supplies	58,464	NA	NA	NA	NA	NA	NA	NA	NA	NA	NA	NA
4239	Miscellaneous durable goods	22,322	NA	NA	NA	NA	NA	NA	NA	NA	NA	NA	NA
424	Nondurable goods	132,933	NA	NA	NA	NA	NA	NA	NA	NA	NA	NA	NA
4241	Paper & paper products	7,366	NA	NA	NA	NA	NA	NA	NA	NA	NA	NA	NA
4242	Drugs & druggists' sundries	27,430	NA	NA	NA	NA	NA	NA	NA	NA	NA	NA	NA
4243	Apparel, piece goods, & notions	15,530	NA	NA	NA	NA	NA	NA	NA	NA	NA	NA	NA
4244	Grocery & related products	24,511	NA	NA	NA	NA	NA	NA	NA	NA	NA	NA	NA
4245	Farm product raw materials	11,568	NA	NA	NA	NA	NA	NA	NA	NA	NA	NA	NA
4246	Chemicals & allied products	8,438	NA	NA	NA	NA	NA	NA	NA	NA	NA	NA	NA
4247	Petroleum & petroleum products	10,170	NA	NA	NA	NA	NA	NA	NA	NA	NA	NA	NA
4248	Beer, wine, & distilled alcoholic beverages	9,019	NA	NA	NA	NA	NA	NA	NA	NA	NA	NA	NA
4249	Miscellaneous nondurable goods	18,901	NA	NA	NA	NA	NA	NA	NA	NA	NA	NA	NA
42	Inventories/sales ratios, total	1.16	NA	NA	NA	NA	NA	NA	NA	NA	NA	NA	NA
423	Durable goods	1.47	NA	NA	NA	NA	NA	NA	NA	NA	NA	NA	NA
4231	Motor vehicle & motor vehicle parts & supplies	1.28	NA	NA	NA	NA	NA	NA	NA	NA	NA	NA	NA
4232	Furniture & home furnishings	1.44	NA	NA	NA	NA	NA	NA	NA	NA	NA	NA	NA
4233	Lumber & other construction materials	1.25	NA	NA	NA	NA	NA	NA	NA	NA	NA	NA	NA
4234	Professional & commercial equip. & supplies	1.12	NA	NA	NA	NA	NA	NA	NA	NA	NA	NA	NA
42343	Computer & computer peripheral equip. & software	0.81	NA	NA	NA	NA	NA	NA	NA	NA	NA	NA	NA
4235	Metals & minerals, ex. petroleum	1.64	NA	NA	NA	NA	NA	NA	NA	NA	NA	NA	NA
4236	Electrical and electronic goods	1.22	NA	NA	NA	NA	NA	NA	NA	NA	NA	NA	NA
4237	Hardware, & plumbing & heating equip. & supplies	1.95	NA	NA	NA	NA	NA	NA	NA	NA	NA	NA	NA
4238	Machinery, equipment, & supplies	2.25	NA	NA	NA	NA	NA	NA	NA	NA	NA	NA	NA
4239	Miscellaneous durable goods	1.30	NA	NA	NA	NA	NA	NA	NA	NA	NA	NA	NA
424	Nondurable goods	0.85	NA	NA	NA	NA	NA	NA	NA	NA	NA	NA	NA
4241	Paper & paper products	0.94	NA	NA	NA	NA	NA	NA	NA	NA	NA	NA	NA
4242	Drugs & druggists' sundries	0.96	NA	NA	NA	NA	NA	NA	NA	NA	NA	NA	NA
4243	Apparel, piece goods, & notions	1.49	NA	NA	NA	NA	NA	NA	NA	NA	NA	NA	NA
4244	Grocery & related products	0.67	NA	NA	NA	NA	NA	NA	NA	NA	NA	NA	NA
4245	Farm product raw materials	1.32	NA	NA	NA	NA	NA	NA	NA	NA	NA	NA	NA
4246	Chemicals & allied products	1.13	NA	NA	NA	NA	NA	NA	NA	NA	NA	NA	NA
4247	Petroleum & petroleum products	0.32	NA	NA	NA	NA	NA	NA	NA	NA	NA	NA	NA
4248	Beer, wine, & distilled alcoholic beverages	1.12	NA	NA	NA	NA	NA	NA	NA	NA	NA	NA	NA
4249	Miscellaneous nondurable goods	1.08	NA	NA	NA	NA	NA	NA	NA	NA	NA	NA	NA

See footnotes at end of table.

Table 1. Revised Adjusted and Unadjusted Estimates of Monthly Sales, Inventories, and Inventories/Sales Ratios of Merchant Wholesalers, Except Manufacturers' Sales Branches and Offices: January 1992 Through January 2006—Con.

[Sales and Inventory estimates are shown in millions of dollars. Estimates are based on data from the Monthly Wholesale Trade Survey and Annual Wholesale Trade Survey. Estimates have been adjusted using final results of the 2002 Economic Census]

NAICS code	Kind of business	2006												Total
		Jan. ^P	Feb.	Mar.	Apr.	May	June	July	Aug.	Sept.	Oct.	Nov.	Dec.	
	UNADJUSTED²													
42	Sales, total	294,740	NA	NA	NA	NA	NA	NA	NA	NA	NA	NA	NA	NA
423	Durable goods	143,844	NA	NA	NA	NA	NA	NA	NA	NA	NA	NA	NA	NA
4231	Motor vehicle & motor vehicle parts & supplies	24,525	NA	NA	NA	NA	NA	NA	NA	NA	NA	NA	NA	NA
4232	Furniture & home furnishings	5,033	NA	NA	NA	NA	NA	NA	NA	NA	NA	NA	NA	NA
4233	Lumber & other construction materials	11,373	NA	NA	NA	NA	NA	NA	NA	NA	NA	NA	NA	NA
4234	Professional & commercial equip. & supplies	23,921	NA	NA	NA	NA	NA	NA	NA	NA	NA	NA	NA	NA
42343	Computer & computer peripheral equip. & software	12,253	NA	NA	NA	NA	NA	NA	NA	NA	NA	NA	NA	NA
4235	Metals & minerals, ex. petroleum	11,239	NA	NA	NA	NA	NA	NA	NA	NA	NA	NA	NA	NA
4236	Electrical and electronic goods	21,204	NA	NA	NA	NA	NA	NA	NA	NA	NA	NA	NA	NA
4237	Hardware, & plumbing & heating equip. & supplies	6,730	NA	NA	NA	NA	NA	NA	NA	NA	NA	NA	NA	NA
4238	Machinery, equipment, & supplies	23,865	NA	NA	NA	NA	NA	NA	NA	NA	NA	NA	NA	NA
4239	Miscellaneous durable goods	15,954	NA	NA	NA	NA	NA	NA	NA	NA	NA	NA	NA	NA
424	Nondurable goods	150,896	NA	NA	NA	NA	NA	NA	NA	NA	NA	NA	NA	NA
4241	Paper & paper products	7,543	NA	NA	NA	NA	NA	NA	NA	NA	NA	NA	NA	NA
4242	Drugs & druggists' sundries	28,720	NA	NA	NA	NA	NA	NA	NA	NA	NA	NA	NA	NA
4243	Apparel, piece goods, & notions	9,502	NA	NA	NA	NA	NA	NA	NA	NA	NA	NA	NA	NA
4244	Grocery & related products	34,702	NA	NA	NA	NA	NA	NA	NA	NA	NA	NA	NA	NA
4245	Farm product raw materials	9,652	NA	NA	NA	NA	NA	NA	NA	NA	NA	NA	NA	NA
4246	Chemicals & allied products	7,317	NA	NA	NA	NA	NA	NA	NA	NA	NA	NA	NA	NA
4247	Petroleum & petroleum products	30,778	NA	NA	NA	NA	NA	NA	NA	NA	NA	NA	NA	NA
4248	Beer, wine, & distilled alcoholic beverages	6,197	NA	NA	NA	NA	NA	NA	NA	NA	NA	NA	NA	NA
4249	Miscellaneous nondurable goods	16,485	NA	NA	NA	NA	NA	NA	NA	NA	NA	NA	NA	NA
42	Inventories, total	366,493	NA	NA	NA	NA	NA	NA	NA	NA	NA	NA	NA	X
423	Durable goods	228,536	NA	NA	NA	NA	NA	NA	NA	NA	NA	NA	NA	X
4231	Motor vehicle & motor vehicle parts & supplies	34,975	NA	NA	NA	NA	NA	NA	NA	NA	NA	NA	NA	X
4232	Furniture & home furnishings	7,816	NA	NA	NA	NA	NA	NA	NA	NA	NA	NA	NA	X
4233	Lumber & other construction materials	15,419	NA	NA	NA	NA	NA	NA	NA	NA	NA	NA	NA	X
4234	Professional & commercial equip. & supplies	29,821	NA	NA	NA	NA	NA	NA	NA	NA	NA	NA	NA	X
42343	Computer & computer peripheral equip. & software	10,889	NA	NA	NA	NA	NA	NA	NA	NA	NA	NA	NA	X
4235	Metals & minerals, ex. petroleum	18,915	NA	NA	NA	NA	NA	NA	NA	NA	NA	NA	NA	X
4236	Electrical and electronic goods	27,648	NA	NA	NA	NA	NA	NA	NA	NA	NA	NA	NA	X
4237	Hardware, & plumbing & heating equip. & supplies	13,932	NA	NA	NA	NA	NA	NA	NA	NA	NA	NA	NA	X
4238	Machinery, equipment, & supplies	57,353	NA	NA	NA	NA	NA	NA	NA	NA	NA	NA	NA	X
4239	Miscellaneous durable goods	22,657	NA	NA	NA	NA	NA	NA	NA	NA	NA	NA	NA	X
424	Nondurable goods	137,957	NA	NA	NA	NA	NA	NA	NA	NA	NA	NA	NA	X
4241	Paper & paper products	7,322	NA	NA	NA	NA	NA	NA	NA	NA	NA	NA	NA	X
4242	Drugs & druggists' sundries	28,363	NA	NA	NA	NA	NA	NA	NA	NA	NA	NA	NA	X
4243	Apparel, piece goods, & notions	15,794	NA	NA	NA	NA	NA	NA	NA	NA	NA	NA	NA	X
4244	Grocery & related products	24,707	NA	NA	NA	NA	NA	NA	NA	NA	NA	NA	NA	X
4245	Farm product raw materials	13,546	NA	NA	NA	NA	NA	NA	NA	NA	NA	NA	NA	X
4246	Chemicals & allied products	8,430	NA	NA	NA	NA	NA	NA	NA	NA	NA	NA	NA	X
4247	Petroleum & petroleum products	10,943	NA	NA	NA	NA	NA	NA	NA	NA	NA	NA	NA	X
4248	Beer, wine, & distilled alcoholic beverages	8,685	NA	NA	NA	NA	NA	NA	NA	NA	NA	NA	NA	X
4249	Miscellaneous nondurable goods	20,167	NA	NA	NA	NA	NA	NA	NA	NA	NA	NA	NA	X
42	Inventories/sales ratios, total	1.24	NA	NA	NA	NA	NA	NA	NA	NA	NA	NA	NA	X
423	Durable goods	1.59	NA	NA	NA	NA	NA	NA	NA	NA	NA	NA	NA	X
4231	Motor vehicle & motor vehicle parts & supplies	1.43	NA	NA	NA	NA	NA	NA	NA	NA	NA	NA	NA	X
4232	Furniture & home furnishings	1.55	NA	NA	NA	NA	NA	NA	NA	NA	NA	NA	NA	X
4233	Lumber & other construction materials	1.36	NA	NA	NA	NA	NA	NA	NA	NA	NA	NA	NA	X
4234	Professional & commercial equip. & supplies	1.25	NA	NA	NA	NA	NA	NA	NA	NA	NA	NA	NA	X
42343	Computer & computer peripheral equip. & software	0.89	NA	NA	NA	NA	NA	NA	NA	NA	NA	NA	NA	X
4235	Metals & minerals, ex. petroleum	1.68	NA	NA	NA	NA	NA	NA	NA	NA	NA	NA	NA	X
4236	Electrical and electronic goods	1.30	NA	NA	NA	NA	NA	NA	NA	NA	NA	NA	NA	X
4237	Hardware, & plumbing & heating equip. & supplies	2.07	NA	NA	NA	NA	NA	NA	NA	NA	NA	NA	NA	X
4238	Machinery, equipment, & supplies	2.40	NA	NA	NA	NA	NA	NA	NA	NA	NA	NA	NA	X
4239	Miscellaneous durable goods	1.42	NA	NA	NA	NA	NA	NA	NA	NA	NA	NA	NA	X
424	Nondurable goods	0.91	NA	NA	NA	NA	NA	NA	NA	NA	NA	NA	NA	X
4241	Paper & paper products	0.97	NA	NA	NA	NA	NA	NA	NA	NA	NA	NA	NA	X
4242	Drugs & druggists' sundries	0.99	NA	NA	NA	NA	NA	NA	NA	NA	NA	NA	NA	X
4243	Apparel, piece goods, & notions	1.66	NA	NA	NA	NA	NA	NA	NA	NA	NA	NA	NA	X
4244	Grocery & related products	0.71	NA	NA	NA	NA	NA	NA	NA	NA	NA	NA	NA	X
4245	Farm product raw materials	1.40	NA	NA	NA	NA	NA	NA	NA	NA	NA	NA	NA	X
4246	Chemicals & allied products	1.15	NA	NA	NA	NA	NA	NA	NA	NA	NA	NA	NA	X
4247	Petroleum & petroleum products	0.36	NA	NA	NA	NA	NA	NA	NA	NA	NA	NA	NA	X
4248	Beer, wine, & distilled alcoholic beverages	1.40	NA	NA	NA	NA	NA	NA	NA	NA	NA	NA	NA	X
4249	Miscellaneous nondurable goods	1.22	NA	NA	NA	NA	NA	NA	NA	NA	NA	NA	NA	X

See footnotes at end of table.

Table 1. Revised Adjusted and Unadjusted Estimates of Monthly Sales, Inventories, and Inventories/Sales Ratios of Merchant Wholesalers, Except Manufacturers' Sales Branches and Offices: January 1992 Through January 2006—Con.

[Sales and Inventory estimates are shown in millions of dollars. Estimates are based on data from the Monthly Wholesale Trade Survey and Annual Wholesale Trade Survey. Estimates have been adjusted using final results of the 2002 Economic Census]

NAICS code	Kind of business	2005											
		Jan.	Feb.	Mar.	Apr.	May	June	July	Aug.	Sept.	Oct.	Nov.	Dec.
	ADJUSTED¹												
42	Sales, total	286,021	285,820	286,447	290,863	290,853	292,456	294,673	298,721	304,949	308,013	306,416	309,975
423	Durable goods	143,509	143,110	142,707	144,624	144,788	145,075	145,184	148,152	149,107	151,656	151,594	154,012
4231	Motor vehicle & motor vehicle parts & supplies	23,263	24,006	23,777	23,248	23,786	24,101	24,695	25,792	24,977	25,417	25,351	25,783
4232	Furniture & home furnishings	4,913	4,928	4,914	5,006	4,995	5,119	5,111	5,092	5,119	5,349	5,253	5,375
4233	Lumber & other construction materials	10,885	10,882	10,750	10,767	10,628	10,781	10,877	10,964	11,143	11,463	11,765	11,996
4234	Professional & commercial equip. & supplies	24,808	24,811	24,762	25,021	25,268	25,119	25,005	25,996	26,374	26,269	26,024	26,592
42343	Computer & computer peripheral equip. & software	13,308	13,190	13,035	13,092	13,362	12,990	12,948	13,499	13,750	13,461	13,330	13,579
4235	Metals & minerals, ex. petroleum	11,250	11,162	10,969	11,160	11,123	10,952	10,603	10,740	10,928	11,566	11,500	11,781
4236	Electrical and electronic goods	22,056	21,039	21,640	22,102	21,878	21,894	21,928	22,237	22,172	22,623	22,493	22,550
4237	Hardware, & plumbing & heating equip. & supplies	6,749	6,794	6,777	6,832	6,827	6,927	6,953	7,077	7,084	7,360	7,415	7,451
4238	Machinery, equipment, & supplies	23,157	23,192	23,011	24,164	24,068	24,427	24,535	24,489	24,994	25,278	25,498	25,823
4239	Miscellaneous durable goods	16,428	16,296	16,107	16,324	16,215	15,755	15,477	15,765	16,316	16,331	16,295	16,661
424	Nondurable goods	142,512	142,710	143,740	146,239	146,065	147,381	149,489	150,569	155,842	156,357	154,822	155,963
4241	Paper & paper products	7,202	7,259	7,052	7,204	7,291	7,214	7,214	7,546	7,667	7,646	7,704	7,811
4242	Drugs & druggists' sundries	26,924	26,466	25,734	26,722	26,726	27,271	27,069	27,176	28,395	27,989	28,438	28,638
4243	Apparel, piece goods, & notions	9,155	9,185	9,200	9,584	9,697	9,781	9,910	9,452	9,561	10,123	9,992	10,347
4244	Grocery & related products	34,684	35,007	34,908	35,028	35,382	35,432	35,199	35,450	35,721	35,565	36,085	36,084
4245	Farm product raw materials	9,184	9,061	8,971	9,170	9,077	8,984	9,325	8,660	9,085	9,025	9,036	8,613
4246	Chemicals & allied products	7,019	7,028	6,894	7,209	7,165	7,252	7,270	7,393	7,502	7,528	7,639	7,634
4247	Petroleum & petroleum products	24,381	24,469	26,631	26,833	25,731	26,699	28,860	30,273	32,881	32,847	30,626	31,875
4248	Beer, wine, & distilled alcoholic beverages	7,591	7,634	7,689	7,762	7,971	8,069	7,713	8,006	8,035	8,072	8,035	7,922
4249	Miscellaneous nondurable goods	16,372	16,601	16,661	16,727	17,025	16,679	16,832	16,613	16,995	17,552	17,267	17,039
42	Inventories, total	342,184	344,289	345,152	348,400	349,180	351,151	351,621	353,223	355,881	357,061	358,711	362,084
423	Durable goods	215,788	217,159	217,165	218,461	219,217	221,032	221,963	222,090	222,924	225,800	227,352	228,938
4231	Motor vehicle & motor vehicle parts & supplies	33,472	33,326	32,532	33,141	33,401	34,475	34,486	34,150	34,117	34,737	34,870	35,146
4232	Furniture & home furnishings	7,521	7,538	7,550	7,617	7,599	7,493	7,566	7,680	7,684	7,874	7,849	7,887
4233	Lumber & other construction materials	14,225	14,683	14,744	14,431	14,551	14,513	14,600	14,616	14,267	14,702	14,911	15,474
4234	Professional & commercial equip. & supplies	28,707	28,513	28,305	28,769	28,711	28,854	28,821	28,856	28,953	29,272	29,134	29,223
42343	Computer & computer peripheral equip. & software	10,627	10,594	10,597	10,438	10,301	10,352	10,033	10,309	10,803	10,754	10,640	10,588
4235	Metals & minerals, ex. petroleum	20,039	20,010	20,130	20,160	20,046	19,764	19,447	19,141	18,947	18,837	18,717	18,687
4236	Electrical and electronic goods	27,222	27,550	27,614	27,442	27,374	27,656	28,219	28,075	28,016	28,076	28,135	28,277
4237	Hardware, & plumbing & heating equip. & supplies	12,273	12,343	12,337	12,421	12,532	12,649	12,662	12,829	12,952	13,237	13,399	13,705
4238	Machinery, equipment, & supplies	50,897	51,592	52,338	52,943	53,289	54,165	54,603	55,678	56,249	56,871	57,757	57,914
4239	Miscellaneous durable goods	21,432	21,604	21,615	21,537	21,714	21,463	21,559	21,065	21,739	22,289	22,580	22,625
424	Nondurable goods	126,396	127,130	127,987	129,939	129,963	130,119	129,658	131,133	132,957	131,261	131,359	133,146
4241	Paper & paper products	6,981	7,042	6,973	7,114	7,201	7,272	7,209	7,352	7,344	7,298	7,452	7,439
4242	Drugs & druggists' sundries	30,898	30,241	29,887	29,970	29,805	29,485	28,239	28,279	29,033	28,102	27,879	29,020
4243	Apparel, piece goods, & notions	15,094	15,155	15,266	15,579	15,581	15,725	15,862	15,950	15,924	16,038	15,935	15,682
4244	Grocery & related products	22,845	23,022	22,992	23,227	23,283	23,098	22,983	23,433	23,837	23,759	24,225	24,570
4245	Farm product raw materials	9,848	10,429	11,037	11,218	11,242	11,440	11,860	11,720	11,538	11,265	10,900	11,447
4246	Chemicals & allied products	7,649	7,813	7,877	8,129	8,015	8,098	8,014	8,156	8,159	8,233	8,253	8,160
4247	Petroleum & petroleum products	7,012	7,104	7,756	7,866	8,063	8,040	8,840	9,164	9,629	9,305	9,392	9,035
4248	Beer, wine, & distilled alcoholic beverages	8,434	8,527	8,529	8,648	8,612	8,615	8,539	8,887	8,944	9,019	9,104	9,065
4249	Miscellaneous nondurable goods	17,635	17,797	17,670	18,188	18,161	18,346	18,112	18,192	18,549	18,242	18,219	18,728
42	Inventories/sales ratios, total	1.20	1.20	1.20	1.20	1.20	1.20	1.19	1.18	1.17	1.16	1.17	1.17
423	Durable goods	1.50	1.52	1.52	1.51	1.51	1.52	1.53	1.50	1.50	1.49	1.50	1.49
4231	Motor vehicle & motor vehicle parts & supplies	1.44	1.39	1.37	1.43	1.40	1.43	1.40	1.32	1.37	1.37	1.38	1.36
4232	Furniture & home furnishings	1.53	1.53	1.54	1.52	1.52	1.46	1.48	1.51	1.50	1.47	1.49	1.47
4233	Lumber & other construction materials	1.31	1.35	1.37	1.34	1.37	1.35	1.34	1.33	1.28	1.28	1.27	1.29
4234	Professional & commercial equip. & supplies	1.16	1.15	1.14	1.15	1.14	1.15	1.15	1.11	1.10	1.11	1.12	1.10
42343	Computer & computer peripheral equip. & software	0.80	0.80	0.81	0.80	0.77	0.80	0.77	0.76	0.79	0.80	0.80	0.78
4235	Metals & minerals, ex. petroleum	1.78	1.79	1.84	1.81	1.80	1.80	1.83	1.78	1.73	1.63	1.63	1.59
4236	Electrical and electronic goods	1.23	1.31	1.28	1.24	1.25	1.26	1.26	1.26	1.26	1.24	1.25	1.29
4237	Hardware, & plumbing & heating equip. & supplies	1.82	1.82	1.82	1.82	1.84	1.83	1.82	1.81	1.83	1.80	1.81	1.84
4238	Machinery, equipment, & supplies	2.20	2.22	2.27	2.19	2.21	2.22	2.23	2.27	2.25	2.27	2.27	2.24
4239	Miscellaneous durable goods	1.30	1.33	1.34	1.32	1.34	1.36	1.39	1.34	1.33	1.36	1.39	1.36
424	Nondurable goods	0.89	0.89	0.89	0.89	0.89	0.88	0.87	0.87	0.85	0.84	0.85	0.85
4241	Paper & paper products	0.97	0.97	0.99	0.99	0.99	1.01	0.99	0.97	0.96	0.95	0.97	0.95
4242	Drugs & druggists' sundries	1.15	1.14	1.16	1.12	1.12	1.08	1.04	1.04	1.02	1.00	0.98	1.01
4243	Apparel, piece goods, & notions	1.65	1.65	1.66	1.63	1.61	1.61	1.60	1.69	1.67	1.58	1.59	1.52
4244	Grocery & related products	0.66	0.66	0.66	0.66	0.66	0.65	0.65	0.66	0.67	0.67	0.67	0.68
4245	Farm product raw materials	1.07	1.15	1.23	1.22	1.24	1.27	1.27	1.35	1.27	1.25	1.21	1.33
4246	Chemicals & allied products	1.09	1.11	1.14	1.13	1.12	1.12	1.10	1.10	1.09	1.09	1.08	1.07
4247	Petroleum & petroleum products	0.29	0.29	0.29	0.29	0.31	0.30	0.31	0.30	0.29	0.28	0.31	0.28
4248	Beer, wine, & distilled alcoholic beverages	1.11	1.12	1.11	1.11	1.08	1.07	1.11	1.11	1.11	1.12	1.13	1.14
4249	Miscellaneous nondurable goods	1.08	1.07	1.06	1.09	1.07	1.10	1.08	1.10	1.09	1.04	1.06	1.10

See footnotes at end of table.

Table 1. Revised Adjusted and Unadjusted Estimates of Monthly Sales, Inventories, and Inventories/Sales Ratios of Merchant Wholesalers, Except Manufacturers' Sales Branches and Offices: January 1992 Through January 2006—Con.

[Sales and Inventory estimates are shown in millions of dollars. Estimates are based on data from the Monthly Wholesale Trade Survey and Annual Wholesale Trade Survey. Estimates have been adjusted using final results of the 2002 Economic Census]

NAICS code	Kind of business	2005												Total
		Jan.	Feb.	Mar.	Apr.	May	June	July	Aug.	Sept.	Oct.	Nov.	Dec.	
	UNADJUSTED²													
42	Sales, total	261,694	262,074	308,917	288,907	293,194	303,694	282,006	313,760	311,155	312,923	304,446	307,346	3,550,116
423	Durable goods	127,746	129,525	155,550	143,573	145,322	153,941	139,600	155,203	154,542	153,798	150,112	152,303	1,760,675
4231	Motor vehicle & motor vehicle parts & supplies	20,285	21,677	26,440	23,876	23,976	25,330	23,855	26,798	24,278	25,417	25,605	26,247	293,784
4232	Furniture & home furnishings	4,363	4,406	5,194	4,856	4,990	5,344	4,881	5,561	5,442	5,563	5,353	5,128	61,081
4233	Lumber & other construction materials	9,524	9,696	11,459	10,982	11,181	11,838	11,018	12,323	11,845	11,646	10,930	9,837	132,279
4234	Professional & commercial equip. & supplies	21,955	22,007	27,313	23,019	24,232	27,555	23,630	26,386	29,249	26,006	25,530	29,304	306,186
42343	Computer & computer peripheral equip. & software	11,951	11,568	14,325	11,901	12,614	14,497	12,223	13,593	15,647	13,205	12,544	15,399	159,467
4235	Metals & minerals, ex. petroleum	10,496	10,470	11,868	11,484	11,434	11,554	10,359	11,492	11,103	11,554	10,948	10,485	133,247
4236	Electrical and electronic goods	19,784	19,082	23,133	21,616	21,637	22,923	21,161	23,527	23,258	23,618	22,988	21,535	264,262
4237	Hardware, & plumbing & heating equip. & supplies	6,074	6,128	7,129	6,777	7,025	7,530	6,744	7,643	7,275	7,669	7,371	6,751	84,116
4238	Machinery, equipment, & supplies	20,332	20,757	24,990	24,623	25,151	26,112	23,529	25,787	25,694	24,949	23,739	26,288	291,951
4239	Miscellaneous durable goods	14,933	15,302	16,340	16,340	15,696	15,755	13,883	15,686	16,398	17,376	17,648	16,728	193,769
424	Nondurable goods	133,498	132,549	153,367	145,334	147,872	149,753	142,946	158,557	156,613	159,125	154,334	155,043	1,789,441
4241	Paper & paper products	6,784	6,678	7,510	6,916	7,182	7,459	6,865	8,142	8,058	7,829	7,673	7,694	88,790
4242	Drugs & druggists' sundries	25,820	24,402	27,870	26,054	26,379	27,735	25,066	27,556	29,076	27,933	29,149	29,812	326,852
4243	Apparel, piece goods, & notions	8,075	9,240	10,608	8,856	8,970	9,908	9,682	10,633	10,182	10,862	10,002	8,743	115,761
4244	Grocery & related products	32,360	31,716	36,584	34,503	36,762	36,353	34,812	37,187	35,435	35,850	36,302	36,301	424,165
4245	Farm product raw materials	9,717	8,780	9,482	8,895	8,578	8,193	7,768	7,898	8,422	9,919	10,554	9,629	107,835
4246	Chemicals & allied products	6,724	6,599	7,494	7,245	7,194	7,702	7,001	7,910	7,585	7,423	7,425	7,092	87,394
4247	Petroleum & petroleum products	23,576	23,001	27,750	27,397	25,911	26,218	28,398	33,119	33,374	34,391	28,850	30,154	342,139
4248	Beer, wine, & distilled alcoholic beverages	5,617	6,329	7,858	7,420	8,441	8,989	7,566	8,751	7,979	7,945	8,493	9,158	94,546
4249	Miscellaneous nondurable goods	15,275	15,804	18,211	18,048	18,455	17,196	15,788	17,361	16,502	16,973	15,886	16,460	201,959
42	Inventories, total	345,868	346,434	347,410	348,861	345,438	349,037	350,787	349,492	352,710	358,252	359,547	364,121	X
423	Durable goods	214,849	217,968	217,896	220,186	219,756	222,087	224,546	222,202	221,467	225,246	225,855	225,652	X
4231	Motor vehicle & motor vehicle parts & supplies	33,673	34,426	33,118	33,439	33,167	34,406	34,555	32,545	33,196	34,945	35,358	34,970	X
4232	Furniture & home furnishings	7,423	7,448	7,399	7,472	7,591	7,530	7,740	7,926	7,845	7,961	7,763	7,761	X
4233	Lumber & other construction materials	14,111	14,991	15,363	14,994	15,162	14,963	14,804	14,528	13,925	13,952	14,046	14,747	X
4234	Professional & commercial equip. & supplies	28,851	28,313	27,711	28,654	28,137	28,652	29,196	29,173	28,982	30,033	29,600	28,872	X
42343	Computer & computer peripheral equip. & software	10,638	10,403	10,385	10,521	10,064	10,321	10,244	10,350	10,673	11,012	10,863	10,588	X
4235	Metals & minerals, ex. petroleum	20,059	19,990	20,311	20,362	20,226	19,784	19,544	19,103	18,795	18,517	18,399	18,818	X
4236	Electrical and electronic goods	26,895	27,219	27,117	27,387	27,456	27,794	28,783	28,693	28,492	28,009	27,994	27,740	X
4237	Hardware, & plumbing & heating equip. & supplies	12,175	12,466	12,547	12,582	12,720	12,763	12,725	12,816	12,835	13,012	13,077	13,541	X
4238	Machinery, equipment, & supplies	49,930	51,489	53,018	53,737	53,822	55,140	55,640	56,290	55,462	55,904	56,948	56,872	X
4239	Miscellaneous durable goods	21,732	21,626	21,312	21,559	21,475	21,055	21,559	21,128	21,935	22,913	22,670	22,331	X
424	Nondurable goods	131,019	128,466	129,514	128,675	125,682	126,950	126,241	127,290	131,243	133,006	133,692	138,469	X
4241	Paper & paper products	6,953	6,972	6,841	7,057	7,215	7,272	7,159	7,411	7,344	7,313	7,541	7,632	X
4242	Drugs & druggists' sundries	32,041	29,606	30,485	29,580	28,672	29,161	27,815	27,091	29,149	28,552	28,297	30,529	X
4243	Apparel, piece goods, & notions	15,366	14,882	14,533	14,784	15,098	15,977	16,528	16,859	16,657	16,263	15,505	15,431	X
4244	Grocery & related products	23,028	22,769	22,923	22,948	22,910	22,682	22,523	23,199	23,670	24,400	25,024	25,307	X
4245	Farm product raw materials	11,571	12,275	12,715	11,947	10,275	9,827	9,690	9,235	9,334	11,423	11,685	12,866	X
4246	Chemicals & allied products	7,649	7,860	7,901	8,145	8,087	8,130	8,070	8,115	8,069	8,134	8,203	8,168	X
4247	Petroleum & petroleum products	7,517	7,338	7,841	7,339	7,442	7,726	8,690	9,228	9,802	9,082	9,185	9,947	X
4248	Beer, wine, & distilled alcoholic beverages	8,130	8,237	8,375	8,760	8,603	8,710	8,650	8,851	9,096	9,524	9,559	8,494	X
4249	Miscellaneous nondurable goods	18,764	18,527	17,900	18,115	17,380	17,465	17,116	17,301	18,122	18,315	18,693	20,095	X
42	Inventories/sales ratios, total	1.32	1.32	1.12	1.21	1.18	1.15	1.24	1.11	1.13	1.14	1.18	1.18	X
423	Durable goods	1.68	1.68	1.40	1.53	1.51	1.44	1.61	1.43	1.43	1.46	1.50	1.48	X
4231	Motor vehicle & motor vehicle parts & supplies	1.66	1.59	1.25	1.40	1.38	1.36	1.45	1.21	1.37	1.37	1.38	1.33	X
4232	Furniture & home furnishings	1.70	1.69	1.42	1.54	1.52	1.41	1.59	1.43	1.44	1.43	1.45	1.51	X
4233	Lumber & other construction materials	1.48	1.55	1.34	1.37	1.36	1.26	1.34	1.18	1.18	1.20	1.29	1.50	X
4234	Professional & commercial equip. & supplies	1.31	1.29	1.01	1.24	1.16	1.04	1.24	1.11	0.99	1.15	1.16	0.99	X
42343	Computer & computer peripheral equip. & software	0.89	0.90	0.72	0.88	0.80	0.71	0.84	0.76	0.68	0.83	0.87	0.69	X
4235	Metals & minerals, ex. petroleum	1.91	1.91	1.71	1.77	1.77	1.71	1.89	1.66	1.69	1.60	1.68	1.79	X
4236	Electrical and electronic goods	1.36	1.43	1.17	1.27	1.27	1.21	1.36	1.22	1.23	1.19	1.22	1.29	X
4237	Hardware, & plumbing & heating equip. & supplies	2.00	2.03	1.76	1.86	1.81	1.69	1.89	1.68	1.76	1.70	1.77	2.01	X
4238	Machinery, equipment, & supplies	2.46	2.48	2.12	2.18	2.14	2.11	2.36	2.18	2.16	2.24	2.40	2.16	X
4239	Miscellaneous durable goods	1.46	1.41	1.18	1.32	1.37	1.34	1.55	1.35	1.34	1.32	1.28	1.33	X
424	Nondurable goods	0.98	0.97	0.84	0.89	0.85	0.85	0.88	0.80	0.84	0.84	0.87	0.89	X
4241	Paper & paper products	1.02	1.04	0.91	1.02	1.00	0.97	1.04	0.91	0.91	0.93	0.98	0.99	X
4242	Drugs & druggists' sundries	1.24	1.21	1.09	1.14	1.09	1.05	1.11	0.98	1.00	1.02	0.97	1.02	X
4243	Apparel, piece goods, & notions	1.90	1.61	1.37	1.67	1.68	1.61	1.71	1.59	1.64	1.50	1.55	1.76	X
4244	Grocery & related products	0.71	0.72	0.63	0.67	0.62	0.62	0.65	0.62	0.67	0.68	0.69	0.70	X
4245	Farm product raw materials	1.19	1.40	1.34	1.34	1.20	1.20	1.25	1.17	1.11	1.15	1.11	1.34	X
4246	Chemicals & allied products	1.14	1.19	1.05	1.12	1.12	1.06	1.15	1.03	1.06	1.10	1.10	1.15	X
4247	Petroleum & petroleum products	0.32	0.32	0.28	0.27									

Table 1. Revised Adjusted and Unadjusted Estimates of Monthly Sales, Inventories, and Inventories/Sales Ratios of Merchant Wholesalers, Except Manufacturers' Sales Branches and Offices: January 1992 Through January 2006—Con.

[Sales and Inventory estimates are shown in millions of dollars. Estimates are based on data from the Monthly Wholesale Trade Survey and Annual Wholesale Trade Survey. Estimates have been adjusted using final results of the 2002 Economic Census]

NAICS code	Kind of business	2004											
		Jan.	Feb.	Mar.	Apr.	May	June	July	Aug.	Sept.	Oct.	Nov.	Dec.
	ADJUSTED¹												
42	Sales, total	256,242	261,473	270,417	271,106	272,786	273,497	274,139	277,381	277,244	279,416	283,522	285,440
423	Durable goods	125,425	129,371	135,370	136,552	136,934	137,946	138,810	140,210	138,631	140,278	142,210	144,861
4231	Motor vehicle & motor vehicle parts & supplies	21,219	22,675	22,943	23,500	23,175	23,434	22,906	23,069	23,368	23,653	23,074	23,488
4232	Furniture & home furnishings	4,652	4,670	4,743	4,767	4,867	4,773	4,832	4,977	5,013	4,876	4,896	4,964
4233	Lumber & other construction materials	9,277	9,576	10,662	10,926	11,187	10,927	10,961	11,447	10,932	10,515	10,544	10,942
4234	Professional & commercial equip. & supplies	23,998	24,152	24,404	24,203	24,187	24,890	25,257	24,311	23,992	24,682	25,132	25,542
42343	Computer & computer peripheral equip. & software	12,779	12,825	13,090	13,059	12,814	13,269	13,698	12,651	12,418	12,803	13,455	13,912
4235	Metals & minerals, ex. petroleum	7,840	8,458	9,741	9,918	9,669	10,034	10,415	10,894	10,816	10,786	11,024	11,101
4236	Electrical and electronic goods	19,632	20,126	20,340	20,975	21,952	21,481	21,252	21,551	21,219	21,038	21,438	21,803
4237	Hardware, & plumbing & heating equip. & supplies	6,017	6,003	6,462	6,468	6,437	6,556	6,493	6,528	6,546	6,477	6,508	6,620
4238	Machinery, equipment, & supplies	19,477	20,156	21,687	21,206	21,056	21,230	21,713	22,005	21,521	22,413	22,563	23,700
4239	Miscellaneous durable goods	13,313	13,555	14,388	14,589	14,404	14,621	14,981	15,428	15,224	15,838	17,031	16,701
424	Nondurable goods	130,817	132,102	135,047	134,554	135,852	135,551	135,329	137,171	138,613	139,138	141,312	140,579
4241	Paper & paper products	6,166	6,402	6,544	6,645	6,735	6,833	6,835	6,835	6,946	7,028	7,126	7,188
4242	Drugs & druggists' sundries	23,205	23,444	24,224	24,171	24,417	24,240	24,957	24,999	25,206	25,443	25,655	25,153
4243	Apparel, piece goods, & notions	8,752	9,089	9,067	8,872	8,896	8,906	8,760	9,043	9,130	9,000	9,058	9,550
4244	Grocery & related products	33,630	33,399	34,434	33,835	33,564	33,748	33,482	34,144	34,221	34,519	34,583	34,937
4245	Farm product raw materials	10,624	10,720	11,046	11,234	10,809	10,241	10,034	9,886	9,841	9,578	9,255	9,435
4246	Chemicals & allied products	5,968	5,965	6,079	6,089	6,053	6,279	6,381	6,552	6,512	6,576	6,813	6,833
4247	Petroleum & petroleum products	21,044	21,651	21,838	21,449	23,118	22,833	22,379	22,495	23,670	24,130	25,570	23,736
4248	Beer, wine, & distilled alcoholic beverages	7,100	6,915	6,799	6,976	7,099	6,980	6,970	6,931	7,236	7,277	7,337	7,480
4249	Miscellaneous nondurable goods	14,328	14,517	15,016	15,283	15,161	15,491	15,551	16,286	15,851	15,587	15,915	16,317
42	Inventories, total	307,919	312,217	313,783	314,008	317,787	320,674	325,825	329,171	330,116	334,219	338,210	338,232
423	Durable goods	188,519	191,100	192,810	193,677	196,935	199,349	202,499	206,181	207,823	210,200	212,497	213,021
4231	Motor vehicle & motor vehicle parts & supplies	30,879	31,429	32,044	31,923	32,155	32,017	32,811	33,648	33,490	32,709	33,014	32,483
4232	Furniture & home furnishings	7,327	7,222	7,275	7,232	7,193	7,308	7,408	7,424	7,444	7,442	7,475	7,484
4233	Lumber & other construction materials	11,203	11,447	11,580	12,071	12,809	12,823	13,152	13,367	13,726	13,901	13,724	13,951
4234	Professional & commercial equip. & supplies	26,147	26,501	26,456	26,224	26,684	27,144	27,135	27,679	27,766	28,314	28,825	28,588
42343	Computer & computer peripheral equip. & software	9,835	9,784	9,898	9,821	9,835	10,289	10,115	10,443	10,396	10,587	11,079	10,764
4235	Metals & minerals, ex. petroleum	12,997	13,528	14,256	14,445	15,254	15,714	16,366	17,278	17,595	18,803	19,439	19,676
4236	Electrical and electronic goods	24,577	25,331	25,736	26,081	26,489	26,543	26,672	26,690	26,751	26,844	26,981	27,024
4237	Hardware, & plumbing & heating equip. & supplies	10,995	10,999	11,023	11,045	11,273	11,379	11,585	11,774	11,957	12,108	12,194	12,240
4238	Machinery, equipment, & supplies	45,753	46,179	45,608	45,659	46,158	47,080	47,540	48,092	48,394	49,237	49,821	50,591
4239	Miscellaneous durable goods	18,641	18,464	18,832	18,997	18,920	19,341	19,830	20,229	20,700	20,842	21,024	20,984
424	Nondurable goods	119,400	121,117	120,973	120,331	120,852	121,325	123,326	122,990	122,293	124,019	125,713	125,211
4241	Paper & paper products	5,887	5,871	5,999	5,983	5,914	6,244	6,533	6,577	6,686	6,779	6,690	6,815
4242	Drugs & druggists' sundries	30,594	31,919	32,035	31,283	31,616	31,897	32,290	32,427	31,948	31,663	31,690	31,045
4243	Apparel, piece goods, & notions	14,064	14,166	14,220	14,058	14,124	13,718	13,899	14,171	14,483	14,685	15,248	14,668
4244	Grocery & related products	21,241	21,446	21,713	21,934	22,160	22,280	22,502	22,404	22,253	22,865	23,252	22,587
4245	Farm product raw materials	12,528	12,694	12,631	12,285	11,643	11,002	10,057	9,582	9,139	9,091	9,044	9,518
4246	Chemicals & allied products	6,405	6,555	6,548	6,604	6,668	6,734	6,920	7,013	7,146	7,345	7,460	7,514
4247	Petroleum & petroleum products	4,952	5,048	4,826	4,771	4,865	5,031	5,945	5,982	5,892	6,414	6,605	6,981
4248	Beer, wine, & distilled alcoholic beverages	7,773	7,694	7,609	7,726	7,809	7,974	8,038	8,020	7,939	7,946	8,112	8,302
4249	Miscellaneous nondurable goods	15,956	15,724	15,392	15,687	16,053	16,445	17,142	16,814	16,807	17,231	17,112	17,781
42	Inventories/sales ratios, total	1.20	1.19	1.16	1.16	1.16	1.17	1.19	1.19	1.19	1.20	1.19	1.18
423	Durable goods	1.50	1.48	1.42	1.42	1.44	1.45	1.46	1.47	1.50	1.50	1.49	1.47
4231	Motor vehicle & motor vehicle parts & supplies	1.46	1.39	1.40	1.36	1.39	1.37	1.43	1.46	1.43	1.38	1.43	1.38
4232	Furniture & home furnishings	1.58	1.55	1.53	1.52	1.48	1.53	1.53	1.49	1.48	1.53	1.53	1.51
4233	Lumber & other construction materials	1.21	1.20	1.09	1.10	1.14	1.17	1.20	1.17	1.26	1.32	1.30	1.27
4234	Professional & commercial equip. & supplies	1.09	1.10	1.08	1.08	1.10	1.09	1.07	1.14	1.16	1.15	1.15	1.12
42343	Computer & computer peripheral equip. & software	0.77	0.76	0.76	0.75	0.77	0.78	0.74	0.83	0.84	0.83	0.82	0.77
4235	Metals & minerals, ex. petroleum	1.66	1.60	1.46	1.46	1.58	1.57	1.57	1.59	1.63	1.74	1.76	1.77
4236	Electrical and electronic goods	1.25	1.26	1.27	1.24	1.21	1.24	1.26	1.24	1.26	1.28	1.26	1.24
4237	Hardware, & plumbing & heating equip. & supplies	1.83	1.83	1.71	1.71	1.75	1.74	1.78	1.80	1.83	1.87	1.87	1.85
4238	Machinery, equipment, & supplies	2.35	2.29	2.10	2.15	2.19	2.22	2.19	2.19	2.25	2.20	2.21	2.13
4239	Miscellaneous durable goods	1.40	1.36	1.31	1.30	1.31	1.32	1.32	1.31	1.36	1.32	1.23	1.26
424	Nondurable goods	0.91	0.92	0.90	0.89	0.89	0.90	0.91	0.90	0.88	0.89	0.89	0.89
4241	Paper & paper products	0.95	0.92	0.92	0.90	0.88	0.91	0.96	0.96	0.96	0.96	0.94	0.95
4242	Drugs & druggists' sundries	1.32	1.36	1.32	1.29	1.29	1.32	1.29	1.30	1.27	1.24	1.24	1.23
4243	Apparel, piece goods, & notions	1.61	1.56	1.57	1.58	1.59	1.54	1.59	1.57	1.59	1.63	1.68	1.54
4244	Grocery & related products	0.63	0.64	0.63	0.65	0.66	0.66	0.67	0.66	0.65	0.66	0.67	0.65
4245	Farm product raw materials	1.18	1.18	1.14	1.09	1.08	1.07	1.00	0.97	0.93	0.95	0.98	1.01
4246	Chemicals & allied products	1.07	1.10	1.08	1.08	1.10	1.07	1.08	1.07	1.10	1.12	1.09	1.10
4247	Petroleum & petroleum products	0.24	0.23	0.22	0.22	0.21	0.22	0.27	0.27	0.25	0.27	0.26	0.29
4248	Beer, wine, & distilled alcoholic beverages	1.09	1.11	1.12	1.11	1.10	1.14	1.15	1.16	1.10	1.09	1.11	1.11
4249	Miscellaneous nondurable goods	1.11	1.08	1.03	1.03	1.06	1.06	1.10	1.03	1.06	1.11	1.11	1.09

See footnotes at end of table.

Table 1. Revised Adjusted and Unadjusted Estimates of Monthly Sales, Inventories, and Inventories/Sales Ratios of Merchant Wholesalers, Except Manufacturers' Sales Branches and Offices: January 1992 Through January 2006—Con.

[Sales and Inventory estimates are shown in millions of dollars. Estimates are based on data from the Monthly Wholesale Trade Survey and Annual Wholesale Trade Survey. Estimates have been adjusted using final results of the 2002 Economic Census]

NAICS code	Kind of business	2004												Total
		Jan.	Feb.	Mar.	Apr.	May	June	July	Aug.	Sept.	Oct.	Nov.	Dec.	
	UNADJUSTED²													
42	Sales, total	241,216	243,002	292,064	276,250	267,373	284,751	270,427	282,599	282,554	283,115	282,566	290,603	3,296,520
423	Durable goods	114,822	118,371	147,232	139,490	133,290	146,836	137,587	143,155	143,429	142,301	141,509	146,599	1,654,621
4231	Motor vehicle & motor vehicle parts & supplies	19,033	20,816	25,467	24,698	22,549	24,957	22,585	23,346	22,597	23,890	23,259	24,568	277,765
4232	Furniture & home furnishings	4,252	4,231	5,018	4,805	4,716	4,930	4,803	5,320	5,279	5,032	5,082	4,830	58,298
4233	Lumber & other construction materials	8,340	8,609	11,291	11,571	11,388	11,987	11,498	12,454	11,664	10,757	9,753	9,312	128,624
4234	Professional & commercial equip. & supplies	21,862	21,713	26,722	23,065	22,736	27,080	24,828	23,971	26,823	24,213	24,554	28,709	296,276
42343	Computer & computer peripheral equip. & software	11,731	11,389	14,360	12,171	11,891	14,755	13,397	12,347	14,318	12,470	12,580	16,138	157,547
4235	Metals & minerals, ex. petroleum	7,597	8,010	10,403	10,523	9,563	10,716	10,561	11,439	10,935	10,915	10,418	10,080	121,160
4236	Electrical and electronic goods	18,101	18,516	21,825	20,891	21,074	22,620	20,661	22,154	22,195	22,048	21,953	21,323	253,761
4237	Hardware, & plumbing & heating equip. & supplies	5,590	5,493	6,817	6,649	6,411	7,166	6,525	6,874	6,664	6,723	6,508	6,104	77,524
4238	Machinery, equipment, & supplies	17,666	18,201	23,747	22,436	21,140	22,759	21,539	22,555	21,865	22,077	21,367	24,838	260,190
4239	Miscellaneous durable goods	12,381	12,782	15,942	14,852	13,713	14,621	14,187	15,042	15,407	16,646	18,615	16,835	181,023
424	Nondurable goods	126,394	124,631	144,832	136,760	134,083	137,915	132,840	139,444	139,125	140,814	141,057	144,004	1,641,899
4241	Paper & paper products	5,981	5,935	7,028	6,565	6,445	7,106	6,624	7,102	7,272	7,155	7,105	7,266	81,584
4242	Drugs & druggists' sundries	23,066	21,826	26,259	24,413	23,123	24,822	23,959	24,499	25,786	25,367	26,296	27,140	296,556
4243	Apparel, piece goods, & notions	7,921	9,271	10,472	8,340	7,980	9,084	8,760	9,784	9,970	9,648	8,913	8,289	108,432
4244	Grocery & related products	31,814	30,727	36,225	33,937	34,470	34,423	34,085	34,998	34,084	34,381	35,033	35,566	409,743
4245	Farm product raw materials	11,686	10,516	11,808	11,099	9,696	9,616	8,559	8,700	9,054	10,993	10,763	10,907	122,997
4246	Chemicals & allied products	5,938	5,637	6,632	6,266	5,938	6,675	6,400	6,716	6,590	6,484	6,588	6,505	76,369
4247	Petroleum & petroleum products	20,981	20,915	23,170	22,350	22,979	22,719	22,133	23,755	23,481	25,337	23,908	23,214	274,942
4248	Beer, wine, & distilled alcoholic beverages	5,524	5,781	6,901	6,948	7,184	7,762	7,158	7,278	7,164	7,197	7,682	9,028	85,607
4249	Miscellaneous nondurable goods	13,483	14,023	16,337	16,842	16,268	15,708	15,162	16,612	15,724	14,652	14,769	16,089	185,669
42	Inventories, total	311,941	314,425	315,909	314,487	314,197	318,617	325,124	325,586	327,563	335,661	339,146	340,023	X
423	Durable goods	187,553	191,700	193,322	195,286	197,421	200,353	204,923	206,190	206,654	209,732	211,087	209,954	X
4231	Motor vehicle & motor vehicle parts & supplies	31,095	32,435	32,685	32,274	31,962	31,921	32,778	31,999	32,586	32,938	33,476	32,353	X
4232	Furniture & home furnishings	7,217	7,128	7,122	7,095	7,186	7,352	7,593	7,662	7,615	7,516	7,393	7,364	X
4233	Lumber & other construction materials	11,102	11,653	12,032	12,530	13,309	13,220	13,323	13,300	13,438	13,220	12,997	13,295	X
4234	Professional & commercial equip. & supplies	26,225	26,315	25,900	26,172	26,150	26,954	27,542	28,011	27,822	28,994	29,229	28,245	X
42343	Computer & computer peripheral equip. & software	9,805	9,588	9,680	9,949	9,648	10,258	10,368	10,527	10,271	10,809	11,267	10,721	X
4235	Metals & minerals, ex. petroleum	12,971	13,514	14,342	14,546	15,361	15,730	16,481	17,278	17,489	18,502	19,128	19,833	X
4236	Electrical and electronic goods	24,307	25,027	25,273	26,055	26,568	26,676	27,152	27,251	27,233	26,925	26,873	26,484	X
4237	Hardware, & plumbing & heating equip. & supplies	10,896	11,087	11,199	11,189	11,442	11,493	11,666	11,786	11,861	11,902	11,901	12,081	X
4238	Machinery, equipment, & supplies	44,838	46,404	46,201	46,390	46,712	47,975	48,538	48,573	47,765	48,351	49,024	49,630	X
4239	Miscellaneous durable goods	18,902	18,501	18,568	19,035	18,731	19,032	19,850	20,330	20,845	21,384	21,066	20,669	X
424	Nondurable goods	124,388	122,725	122,587	119,201	116,776	118,264	120,201	119,396	120,909	125,929	128,059	130,069	X
4241	Paper & paper products	5,869	5,818	5,903	5,947	5,955	6,238	6,494	6,603	6,666	6,799	6,757	6,992	X
4242	Drugs & druggists' sundries	31,879	31,344	32,612	30,939	30,415	31,514	31,838	31,033	32,012	32,170	32,134	32,566	X
4243	Apparel, piece goods, & notions	14,345	13,939	13,537	13,327	13,686	13,965	14,497	14,979	15,120	14,876	14,791	14,448	X
4244	Grocery & related products	21,390	21,189	21,648	21,649	21,783	21,924	22,097	22,247	22,119	23,460	23,950	23,219	X
4245	Farm product raw materials	14,846	14,839	14,286	12,789	10,490	9,330	8,126	7,551	7,476	9,373	9,930	10,822	X
4246	Chemicals & allied products	6,399	6,588	6,561	6,604	6,735	6,768	6,982	6,971	7,075	7,272	7,408	7,522	X
4247	Petroleum & petroleum products	5,254	5,199	4,860	4,480	4,524	4,865	5,826	6,000	5,980	6,254	6,473	7,721	X
4248	Beer, wine, & distilled alcoholic beverages	7,493	7,425	7,480	7,826	7,809	8,070	8,142	7,988	8,074	8,391	8,493	7,771	X
4249	Miscellaneous nondurable goods	16,913	16,384	15,700	15,640	15,379	15,590	16,199	16,024	16,387	17,334	18,123	19,008	X
42	Inventories/sales ratios, total	1.29	1.29	1.08	1.14	1.18	1.12	1.20	1.15	1.16	1.19	1.20	1.17	X
423	Durable goods	1.63	1.62	1.31	1.40	1.48	1.36	1.49	1.44	1.44	1.47	1.49	1.43	X
4231	Motor vehicle & motor vehicle parts & supplies	1.63	1.56	1.28	1.31	1.42	1.28	1.45	1.37	1.44	1.38	1.44	1.32	X
4232	Furniture & home furnishings	1.70	1.68	1.42	1.48	1.52	1.49	1.58	1.44	1.44	1.49	1.45	1.52	X
4233	Lumber & other construction materials	1.33	1.35	1.07	1.08	1.17	1.10	1.16	1.07	1.15	1.23	1.33	1.43	X
4234	Professional & commercial equip. & supplies	1.20	1.21	0.97	1.13	1.15	1.00	1.11	1.17	1.04	1.20	1.19	0.98	X
42343	Computer & computer peripheral equip. & software	0.84	0.84	0.67	0.82	0.81	0.70	0.77	0.85	0.72	0.87	0.90	0.66	X
4235	Metals & minerals, ex. petroleum	1.71	1.69	1.38	1.38	1.61	1.47	1.56	1.51	1.60	1.70	1.84	1.97	X
4236	Electrical and electronic goods	1.34	1.35	1.16	1.25	1.26	1.18	1.29	1.23	1.23	1.22	1.22	1.24	X
4237	Hardware, & plumbing & heating equip. & supplies	1.95	2.02	1.64	1.68	1.78	1.60	1.79	1.71	1.78	1.77	1.83	1.98	X
4238	Machinery, equipment, & supplies	2.54	2.53	1.95	2.07	2.21	2.11	2.25	2.15	2.18	2.19	2.29	2.00	X
4239	Miscellaneous durable goods	1.53	1.45	1.16	1.28	1.37	1.30	1.40	1.35	1.35	1.28	1.13	1.23	X
424	Nondurable goods	0.98	0.98	0.85	0.87	0.87	0.86	0.90	0.86	0.87	0.89	0.91	0.90	X
4241	Paper & paper products	0.98	0.98	0.84	0.91	0.92	0.88	0.98	0.93	0.92	0.95	0.95	0.96	X
4242	Drugs & druggists' sundries	1.38	1.44	1.24	1.27	1.32	1.27	1.33	1.32	1.24	1.27	1.22	1.20	X
4243	Apparel, piece goods, & notions	1.81	1.50	1.29	1.60	1.72	1.54	1.65	1.53	1.52	1.54	1.66	1.74	X
4244	Grocery & related products	0.67	0.69	0.69	0.64	0.63	0.64	0.65	0.64	0.65	0.68	0.68	0.65	X
4245	Farm product raw materials	1.27	1.41	1.21	1.15	1.08	0.97	0.95	0.87	0.83	0.88	0.92	0.99	X
4246	Chemicals & allied products	1.08	1.17	0.99	1.05	1.13	1.01	1.09	1.04	1.07	1.12	1.12	1.16	X
4247	Petroleum & petroleum products	0.25	0.25	0.21	0.20	0.20	0.21	0.26	0.25	0.25	0.25	0.27	0.33	X
4248	Beer, wine, & distilled alcoholic beverages	1.36	1.28	1.08	1.13	1.09	1.04	1.14	1.10	1.13	1.17	1.11	0.86	X
4249	Miscellaneous nondurable goods	1.25	1.17	0.96	0.93	0.95	0.99	1.07	0.96	1.04	1.18	1.23	1.18	X

See footnotes at

Table 1. Revised Adjusted and Unadjusted Estimates of Monthly Sales, Inventories, and Inventories/Sales Ratios of Merchant Wholesalers, Except Manufacturers' Sales Branches and Offices: January 1992 Through January 2006—Con.

[Sales and Inventory estimates are shown in millions of dollars. Estimates are based on data from the Monthly Wholesale Trade Survey and Annual Wholesale Trade Survey. Estimates have been adjusted using final results of the 2002 Economic Census]

NAICS code	Kind of business	2003											
		Jan.	Feb.	Mar.	Apr.	May	June	July	Aug.	Sept.	Oct.	Nov.	Dec.
	ADJUSTED¹												
42	Sales, total	243,451	243,472	246,129	241,225	240,652	243,947	246,711	246,616	247,909	251,270	253,710	256,027
423	Durable goods	118,336	116,335	118,879	118,254	118,333	119,860	121,126	120,377	122,424	123,757	125,210	125,876
4231	Motor vehicle & motor vehicle parts & supplies	21,369	20,397	21,298	21,020	21,096	21,300	21,426	21,271	21,406	21,519	22,356	22,798
4232	Furniture & home furnishings	4,444	4,526	4,487	4,468	4,522	4,559	4,677	4,599	4,632	4,603	4,639	4,650
4233	Lumber & other construction materials	8,183	7,950	8,237	8,158	8,221	8,586	9,020	9,090	9,542	9,692	9,739	9,266
4234	Professional & commercial equip. & supplies	22,668	22,574	22,797	23,027	22,482	22,378	22,533	22,252	22,418	22,743	23,128	23,377
42343	Computer & computer peripheral equip. & software	12,084	12,115	12,126	12,517	11,812	11,763	11,903	11,514	11,656	12,107	12,182	12,432
4235	Metals & minerals, ex. petroleum	6,532	6,418	6,616	6,526	6,685	6,663	6,856	6,756	6,925	6,960	7,167	7,422
4236	Electrical and electronic goods	18,336	18,409	18,700	18,468	18,167	18,828	19,062	18,670	19,286	19,831	19,784	19,517
4237	Hardware, & plumbing & heating equip. & supplies	5,875	5,728	5,894	5,869	5,925	5,916	5,989	5,957	6,063	5,997	6,033	5,991
4238	Machinery, equipment, & supplies	18,946	18,356	18,776	18,830	19,190	19,396	19,543	19,791	19,671	19,378	19,242	19,633
4239	Miscellaneous durable goods	11,983	11,977	12,074	11,888	12,045	12,234	12,020	11,991	12,477	13,034	13,122	13,222
424	Nondurable goods	125,115	127,137	127,250	122,971	122,319	124,087	125,585	126,239	125,485	127,513	128,500	130,151
4241	Paper & paper products	6,154	6,103	6,174	6,117	6,064	6,119	6,149	5,976	6,175	6,328	6,160	6,310
4242	Drugs & druggists' sundries	21,370	21,643	21,893	22,242	22,687	22,796	23,387	23,626	23,114	23,593	23,300	23,619
4243	Apparel, piece goods, & notions	8,857	8,489	8,551	8,405	8,529	8,478	8,632	8,693	8,910	8,771	8,989	9,022
4244	Grocery & related products	32,983	33,544	33,545	33,756	34,034	34,011	34,405	34,084	34,143	34,025	33,715	33,163
4245	Farm product raw materials	9,490	9,242	8,787	8,742	8,890	9,552	8,886	9,268	9,441	10,433	10,824	10,775
4246	Chemicals & allied products	5,779	5,732	5,871	5,803	5,807	5,790	5,845	5,797	5,797	5,856	5,839	5,907
4247	Petroleum & petroleum products	20,230	21,758	22,091	17,625	16,763	17,436	17,847	18,177	17,610	17,634	18,677	19,881
4248	Beer, wine, & distilled alcoholic beverages	6,572	6,734	6,818	6,742	6,689	6,720	7,030	7,077	6,707	7,032	6,924	7,033
4249	Miscellaneous nondurable goods	13,680	13,892	13,520	13,539	12,856	13,185	13,404	13,638	13,588	13,841	14,072	14,441
42	Inventories, total	302,097	303,177	304,130	304,682	303,000	302,299	302,344	301,798	303,308	305,575	306,578	308,017
423	Durable goods	184,703	186,178	186,652	187,298	186,198	185,521	184,567	183,838	184,262	184,938	185,410	187,777
4231	Motor vehicle & motor vehicle parts & supplies	29,551	29,794	30,080	30,501	30,008	30,202	29,501	29,238	29,023	29,937	29,724	30,856
4232	Furniture & home furnishings	6,668	6,750	6,832	6,910	6,949	6,975	6,880	6,930	6,917	6,960	7,007	7,107
4233	Lumber & other construction materials	9,332	9,525	9,464	9,533	9,474	9,571	9,598	9,779	9,918	10,178	10,616	10,882
4234	Professional & commercial equip. & supplies	26,148	26,288	26,456	25,988	26,267	26,144	26,441	26,470	26,496	26,395	26,439	26,281
42343	Computer & computer peripheral equip. & software	9,636	9,795	9,819	9,658	9,951	9,841	9,972	9,840	9,735	9,813	9,805	9,991
4235	Metals & minerals, ex. petroleum	12,029	12,123	12,107	12,147	11,941	11,975	11,865	11,757	11,888	11,879	12,131	12,518
4236	Electrical and electronic goods	25,374	25,157	25,162	25,296	24,944	24,874	24,620	24,545	24,740	24,507	24,121	24,768
4237	Hardware, & plumbing & heating equip. & supplies	10,990	11,360	11,473	11,470	11,316	11,234	11,273	11,087	11,070	11,078	11,109	11,073
4238	Machinery, equipment, & supplies	46,945	47,300	47,239	47,366	47,306	46,621	46,399	46,188	46,114	45,807	45,915	45,401
4239	Miscellaneous durable goods	17,666	17,881	17,839	18,087	17,925	17,990	17,844	18,096	18,197	18,348	18,891	18,981
424	Nondurable goods	117,394	116,999	117,478	117,384	116,802	116,778	117,777	117,960	119,046	120,637	121,168	120,240
4241	Paper & paper products	5,763	5,886	5,849	5,900	5,830	5,798	5,800	5,731	5,687	5,748	5,750	5,875
4242	Drugs & druggists' sundries	31,001	31,596	32,083	32,667	32,674	32,092	32,834	32,956	32,073	32,073	32,186	31,246
4243	Apparel, piece goods, & notions	14,845	14,651	14,867	14,925	14,748	14,922	14,889	14,607	14,351	13,987	14,202	14,236
4244	Grocery & related products	21,807	21,807	21,557	21,204	20,906	20,909	21,079	21,139	21,724	21,149	21,194	21,614
4245	Farm product raw materials	9,417	8,987	8,735	8,708	8,911	9,174	9,227	9,428	9,905	12,741	12,634	12,168
4246	Chemicals & allied products	6,934	6,846	6,821	6,807	6,806	6,804	6,806	6,693	6,707	6,641	6,583	6,853
4247	Petroleum & petroleum products	4,898	4,673	4,508	4,418	4,428	4,572	4,428	4,737	4,885	4,940	5,006	4,976
4248	Beer, wine, & distilled alcoholic beverages	7,652	7,621	7,710	7,609	7,693	7,686	7,740	7,537	7,793	7,764	7,962	7,803
4249	Miscellaneous nondurable goods	15,077	14,932	15,348	15,146	14,806	14,821	14,974	15,132	15,708	15,594	15,666	15,469
42	Inventories/sales ratios, total	1.24	1.25	1.24	1.26	1.26	1.24	1.23	1.22	1.22	1.22	1.21	1.20
423	Durable goods	1.56	1.60	1.57	1.58	1.57	1.55	1.52	1.53	1.51	1.49	1.48	1.49
4231	Motor vehicle & motor vehicle parts & supplies	1.38	1.46	1.41	1.45	1.42	1.42	1.38	1.37	1.36	1.39	1.33	1.35
4232	Furniture & home furnishings	1.50	1.49	1.52	1.55	1.54	1.53	1.47	1.51	1.49	1.51	1.51	1.53
4233	Lumber & other construction materials	1.14	1.20	1.15	1.17	1.15	1.11	1.06	1.08	1.04	1.05	1.09	1.17
4234	Professional & commercial equip. & supplies	1.15	1.16	1.16	1.13	1.17	1.17	1.17	1.19	1.18	1.16	1.14	1.12
42343	Computer & computer peripheral equip. & software	0.80	0.81	0.81	0.77	0.84	0.84	0.84	0.85	0.84	0.81	0.80	0.80
4235	Metals & minerals, ex. petroleum	1.84	1.89	1.83	1.86	1.79	1.80	1.73	1.74	1.72	1.71	1.69	1.69
4236	Electrical and electronic goods	1.38	1.37	1.35	1.37	1.37	1.32	1.29	1.31	1.28	1.24	1.22	1.27
4237	Hardware, & plumbing & heating equip. & supplies	1.87	1.98	1.95	1.95	1.91	1.90	1.88	1.86	1.83	1.85	1.84	1.85
4238	Machinery, equipment, & supplies	2.48	2.58	2.52	2.52	2.47	2.40	2.37	2.33	2.34	2.36	2.39	2.31
4239	Miscellaneous durable goods	1.47	1.49	1.48	1.52	1.49	1.47	1.50	1.49	1.45	1.40	1.40	1.43
424	Nondurable goods	0.94	0.92	0.92	0.95	0.95	0.94	0.94	0.93	0.95	0.95	0.94	0.92
4241	Paper & paper products	0.94	0.96	0.95	0.96	0.96	0.95	0.94	0.96	0.92	0.91	0.93	0.93
4242	Drugs & druggists' sundries	1.45	1.46	1.47	1.47	1.44	1.41	1.40	1.39	1.40	1.36	1.38	1.32
4243	Apparel, piece goods, & notions	1.68	1.73	1.74	1.78	1.73	1.76	1.72	1.68	1.61	1.59	1.58	1.58
4244	Grocery & related products	0.66	0.65	0.64	0.63	0.61	0.61	0.61	0.62	0.64	0.62	0.63	0.65
4245	Farm product raw materials	0.99	0.97	0.99	1.00	1.00	0.96	1.04	1.02	1.05	1.22	1.17	1.13
4246	Chemicals & allied products	1.20	1.19	1.16	1.17	1.17	1.18	1.16	1.17	1.16	1.13	1.12	1.16
4247	Petroleum & petroleum products	0.24	0.21	0.20	0.25	0.26	0.26	0.25	0.26	0.28	0.28	0.27	0.25
4248	Beer, wine, & distilled alcoholic beverages	1.16	1.13	1.13	1.13	1.15	1.14	1.10	1.10	1.16	1.10	1.15	1.11
4249	Miscellaneous nondurable goods	1.10	1.07	1.14	1.12	1.15	1.12	1.12	1.11	1.16	1.13	1.11	1.07

See footnotes at end of table.

Table 1. Revised Adjusted and Unadjusted Estimates of Monthly Sales, Inventories, and Inventories/Sales Ratios of Merchant Wholesalers, Except Manufacturers' Sales Branches and Offices: January 1992 Through January 2006—Con.

[Sales and Inventory estimates are shown in millions of dollars. Estimates are based on data from the Monthly Wholesale Trade Survey and Annual Wholesale Trade Survey. Estimates have been adjusted using final results of the 2002 Economic Census]

NAICS code	Kind of business	2003												Total
		Jan.	Feb.	Mar.	Apr.	May	June	July	Aug.	Sept.	Oct.	Nov.	Dec.	
	UNADJUSTED²													
42	Sales, total	234,899	223,359	250,734	245,416	243,012	247,028	250,622	243,934	253,452	269,044	238,951	261,833	2,962,284
423	Durable goods	110,834	104,953	121,753	120,200	119,006	123,958	123,725	119,290	127,475	133,085	117,207	127,458	1,448,944
4231	Motor vehicle & motor vehicle parts & supplies	19,681	18,378	22,193	22,323	21,201	21,833	21,769	21,016	20,892	22,767	21,417	23,847	257,317
4232	Furniture & home furnishings	4,137	4,055	4,518	4,432	4,517	4,636	4,742	4,732	4,915	5,054	4,514	4,506	54,758
4233	Lumber & other construction materials	7,569	6,996	8,122	8,599	8,714	9,153	9,841	9,608	10,067	10,690	8,483	7,830	105,672
4234	Professional & commercial equip. & supplies	21,217	20,046	23,641	22,037	21,830	23,609	22,939	21,340	24,749	23,812	21,370	26,019	272,609
42343	Computer & computer peripheral equip. & software	11,383	10,613	12,599	11,716	11,245	12,728	11,998	11,019	13,288	12,591	10,805	14,334	144,319
4235	Metals & minerals, ex. petroleum	6,480	5,975	6,596	6,872	6,906	6,856	7,212	6,932	7,074	7,461	6,364	6,665	81,393
4236	Electrical and electronic goods	17,291	16,715	18,999	18,357	17,913	19,205	19,348	18,726	20,385	21,834	19,171	19,185	227,129
4237	Hardware, & plumbing & heating equip. & supplies	5,558	5,178	5,853	6,033	6,132	6,289	6,223	6,034	6,263	6,555	5,587	5,530	71,235
4238	Machinery, equipment, & supplies	17,733	16,447	19,189	19,659	19,977	20,327	19,895	19,415	20,379	20,444	16,798	20,575	230,838
4239	Miscellaneous durable goods	11,168	11,163	12,642	11,888	11,816	12,050	11,756	11,487	12,751	14,468	13,503	13,301	147,993
424	Nondurable goods	124,065	118,406	128,981	125,216	124,006	123,070	126,897	124,644	125,977	135,959	121,744	134,375	1,513,340
4241	Paper & paper products	6,179	5,584	6,211	6,050	5,967	6,205	6,192	6,036	6,447	6,834	5,747	6,443	73,895
4242	Drugs & druggists' sundries	22,011	20,020	21,981	22,531	22,279	22,431	23,364	22,232	23,807	25,221	22,042	25,627	273,546
4243	Apparel, piece goods, & notions	8,299	8,591	9,235	8,161	7,804	8,156	9,029	9,215	9,658	9,999	8,441	7,804	104,392
4244	Grocery & related products	31,631	30,324	34,048	33,824	35,463	34,215	35,644	34,118	34,041	35,318	32,737	33,959	405,322
4245	Farm product raw materials	10,781	9,029	8,664	8,838	8,268	8,482	7,953	7,906	8,865	12,155	11,506	12,682	115,129
4246	Chemicals & allied products	5,871	5,405	6,000	5,971	5,952	5,912	6,020	5,700	5,861	6,160	5,261	5,623	69,736
4247	Petroleum & petroleum products	20,898	20,757	22,224	18,260	17,266	17,209	17,776	18,813	17,416	19,045	16,679	19,364	225,707
4248	Beer, wine, & distilled alcoholic beverages	5,317	5,596	6,395	6,715	7,110	7,090	7,515	7,204	6,566	7,538	6,751	8,418	82,215
4249	Miscellaneous nondurable goods	13,078	13,100	14,223	14,866	13,897	13,370	13,404	13,420	13,316	13,689	12,580	14,455	163,398
42	Inventories, total	305,570	304,580	305,407	304,902	299,796	300,465	301,887	298,395	300,811	307,632	308,362	310,050	X
423	Durable goods	183,654	186,599	186,997	188,919	186,759	186,400	186,880	183,983	183,444	184,651	184,215	184,890	X
4231	Motor vehicle & motor vehicle parts & supplies	29,758	30,747	30,742	30,898	29,888	30,021	29,383	27,805	28,297	30,117	30,140	30,733	X
4232	Furniture & home furnishings	6,561	6,649	6,675	6,765	6,942	7,024	7,073	7,152	7,090	7,037	6,930	6,979	X
4233	Lumber & other construction materials	9,239	9,639	9,795	9,876	9,806	9,868	9,723	9,740	9,759	9,720	10,096	10,371	X
4234	Professional & commercial equip. & supplies	26,226	26,130	25,900	26,014	25,794	25,935	26,864	26,761	26,549	26,976	26,783	25,966	X
42343	Computer & computer peripheral equip. & software	9,588	9,609	9,554	9,832	9,782	9,792	10,251	9,938	9,647	9,990	9,962	9,921	X
4235	Metals & minerals, ex. petroleum	11,993	12,123	12,143	12,208	11,989	11,975	11,960	11,792	11,840	11,713	11,949	12,631	X
4236	Electrical and electronic goods	25,171	24,855	24,684	25,245	25,019	24,973	25,039	25,011	25,185	24,630	24,049	24,248	X
4237	Hardware, & plumbing & heating equip. & supplies	10,869	11,428	11,634	11,619	11,474	11,369	11,374	11,131	11,004	10,879	10,831	10,918	X
4238	Machinery, equipment, & supplies	45,959	47,111	47,853	48,171	48,016	47,507	47,420	46,604	45,515	44,982	45,089	44,493	X
4239	Miscellaneous durable goods	17,878	17,917	17,571	18,123	17,831	17,728	18,044	17,987	18,205	18,597	18,348	18,551	X
424	Nondurable goods	121,916	117,981	118,410	115,983	113,037	114,065	115,007	114,412	117,367	122,981	124,147	125,160	X
4241	Paper & paper products	5,734	5,851	5,773	5,900	5,900	5,786	5,771	5,708	5,647	5,759	5,808	6,022	X
4242	Drugs & druggists' sundries	32,458	31,122	32,596	32,373	31,367	31,707	32,440	31,506	32,254	32,618	32,604	32,715	X
4243	Apparel, piece goods, & notions	15,201	14,461	14,168	14,149	14,335	15,206	15,514	15,425	14,954	14,141	13,719	14,037	X
4244	Grocery & related products	21,916	21,502	21,471	20,907	20,551	20,637	20,742	21,033	21,594	21,720	21,787	22,154	X
4245	Farm product raw materials	11,272	10,416	9,713	8,865	7,913	7,633	7,326	7,401	8,172	13,429	14,302	14,091	X
4246	Chemicals & allied products	6,920	6,873	6,835	6,800	6,874	6,838	6,888	6,653	6,640	6,575	6,522	6,860	X
4247	Petroleum & petroleum products	5,118	4,790	4,513	4,188	4,167	4,458	4,335	4,728	4,929	4,821	4,941	5,518	X
4248	Beer, wine, & distilled alcoholic beverages	7,361	7,347	7,579	7,716	7,716	7,794	7,841	7,507	7,925	8,199	8,312	7,288	X
4249	Miscellaneous nondurable goods	15,936	15,619	15,762	15,085	14,214	14,006	14,150	14,451	15,252	15,719	16,152	16,475	X
42	Inventories/sales ratios, total	1.30	1.36	1.22	1.24	1.23	1.22	1.20	1.22	1.19	1.14	1.29	1.18	X
423	Durable goods	1.66	1.78	1.54	1.57	1.57	1.50	1.51	1.54	1.44	1.39	1.57	1.45	X
4231	Motor vehicle & motor vehicle parts & supplies	1.51	1.67	1.39	1.38	1.41	1.38	1.35	1.32	1.35	1.32	1.41	1.29	X
4232	Furniture & home furnishings	1.59	1.64	1.48	1.53	1.54	1.52	1.49	1.51	1.44	1.39	1.54	1.55	X
4233	Lumber & other construction materials	1.22	1.38	1.21	1.15	1.13	1.08	0.99	1.01	0.97	0.91	1.19	1.32	X
4234	Professional & commercial equip. & supplies	1.24	1.30	1.10	1.18	1.18	1.10	1.17	1.25	1.07	1.13	1.25	1.00	X
42343	Computer & computer peripheral equip. & software	0.84	0.91	0.76	0.84	0.87	0.77	0.85	0.90	0.73	0.79	0.92	0.69	X
4235	Metals & minerals, ex. petroleum	1.85	2.03	1.84	1.78	1.74	1.75	1.66	1.70	1.67	1.57	1.88	1.90	X
4236	Electrical and electronic goods	1.46	1.49	1.30	1.38	1.40	1.30	1.29	1.34	1.24	1.13	1.25	1.26	X
4237	Hardware, & plumbing & heating equip. & supplies	1.96	2.21	1.99	1.93	1.87	1.81	1.83	1.84	1.76	1.66	1.94	1.97	X
4238	Machinery, equipment, & supplies	2.59	2.86	2.49	2.45	2.40	2.34	2.38	2.40	2.23	2.20	2.68	2.16	X
4239	Miscellaneous durable goods	1.60	1.61	1.39	1.52	1.51	1.47	1.53	1.57	1.43	1.29	1.36	1.39	X
424	Nondurable goods	0.98	1.00	0.92	0.93	0.91	0.93	0.91	0.92	0.93	0.90	1.02	0.93	X
4241	Paper & paper products	0.93	1.05	0.93	0.98	0.99	0.93	0.93	0.95	0.88	0.84	1.01	0.93	X
4242	Drugs & druggists' sundries	1.47	1.55	1.48	1.44	1.41	1.41	1.39	1.42	1.35	1.29	1.48	1.28	X
4243	Apparel, piece goods, & notions	1.83	1.68	1.53	1.73	1.84	1.86	1.72	1.67	1.55	1.41	1.63	1.80	X
4244	Grocery & related products	0.69	0.71	0.63	0.62	0.58	0.60	0.58	0.62	0.63	0.61	0.67	0.65	X
4245	Farm product raw materials	1.05	1.15	1.12	1.00	0.96	0.90	0.92	0.94	0.92	1.10	1.24	1.11	X
4246	Chemicals & allied products	1.18	1.27	1.14	1.14	1.15	1.16	1.14	1.17	1.13	1.07	1.24	1.22	X
4247	Petroleum & petroleum products	0.24	0.23	0.20	0.23	0.24	0.26	0.24	0.25	0.28	0.25	0.30	0.28	X
4248	Beer, wine, & distilled alcoholic beverages	1.38	1.31	1.19	1.15	1.09	1.10	1.04	1.04	1.21	1.09	1.23	0.87	X
4249	Miscellaneous nondurable goods	1.22	1.19	1.11	1.01	1.02	1.05	1.06	1.08	1.15	1.15	1.28	1.14	X

See footnotes at end of table.

Table 1. Revised Adjusted and Unadjusted Estimates of Monthly Sales, Inventories, and Inventories/Sales Ratios of Merchant Wholesalers, Except Manufacturers' Sales Branches and Offices: January 1992 Through January 2006—Con.

[Sales and Inventory estimates are shown in millions of dollars. Estimates are based on data from the Monthly Wholesale Trade Survey and Annual Wholesale Trade Survey. Estimates have been adjusted using final results of the 2002 Economic Census]

NAICS code	Kind of business	2002											
		Jan.	Feb.	Mar.	Apr.	May	June	July	Aug.	Sept.	Oct.	Nov.	Dec.
	ADJUSTED¹												
42	Sales, total	228,792	230,100	230,287	233,757	235,176	236,961	237,679	240,696	239,857	239,230	242,405	240,081
423	Durable goods	116,140	117,600	116,318	118,112	119,165	119,778	119,556	120,722	119,700	118,266	119,048	116,839
4231	Motor vehicle & motor vehicle parts & supplies	20,082	20,585	20,388	20,755	20,740	20,938	21,047	22,193	21,409	20,819	21,613	21,260
4232	Furniture & home furnishings	4,466	4,383	4,472	4,778	4,459	4,672	4,492	4,433	4,434	4,410	4,528	4,269
4233	Lumber & other construction materials	7,842	8,218	8,094	8,220	7,950	7,890	7,677	7,890	7,884	7,930	7,842	7,765
4234	Professional & commercial equip. & supplies	21,898	22,061	22,034	21,837	22,662	23,146	22,889	23,275	23,474	23,121	23,328	22,620
42343	Computer & computer peripheral equip. & software	12,078	12,078	11,978	11,751	12,511	12,983	12,945	13,294	13,161	12,886	12,447	12,389
4235	Metals & minerals, ex. petroleum	6,556	6,528	6,496	6,819	6,873	7,148	7,128	6,955	6,947	7,031	6,666	6,428
4236	Electrical and electronic goods	18,685	18,734	18,469	18,834	19,084	18,522	18,634	18,448	18,453	18,247	18,534	18,425
4237	Hardware, & plumbing & heating equip. & supplies	5,927	6,072	5,987	6,029	5,877	5,797	5,838	5,960	5,811	5,738	5,712	5,646
4238	Machinery, equipment, & supplies	18,863	18,888	18,796	19,264	19,512	19,363	19,108	18,715	19,122	18,820	18,519	18,563
4239	Miscellaneous durable goods	11,821	12,131	11,582	11,876	12,008	12,302	12,743	12,853	12,166	12,150	12,306	11,863
424	Nondurable goods	112,652	112,500	113,969	115,645	116,011	117,183	118,123	119,974	120,157	120,964	123,357	123,242
4241	Paper & paper products	5,992	6,005	5,939	5,982	6,000	6,075	6,138	6,078	6,099	6,125	6,130	6,093
4242	Drugs & druggists' sundries	19,633	19,866	20,162	20,276	20,222	20,649	20,122	20,330	20,751	20,615	21,475	21,219
4243	Apparel, piece goods, & notions	8,292	8,627	8,831	8,803	8,908	8,830	9,002	9,217	8,792	8,682	9,159	8,501
4244	Grocery & related products	31,812	32,092	31,819	31,228	31,616	31,958	32,253	32,529	32,471	32,721	32,860	32,727
4245	Farm product raw materials	7,988	7,860	7,790	8,105	7,938	8,287	8,699	8,927	8,954	8,974	9,408	9,976
4246	Chemicals & allied products	5,469	5,548	5,320	5,651	5,826	5,674	5,668	5,761	5,851	5,747	5,645	5,540
4247	Petroleum & petroleum products	13,754	12,741	14,412	16,027	15,766	15,830	15,967	16,478	16,944	18,031	18,214	18,821
4248	Beer, wine, & distilled alcoholic beverages	6,325	6,549	6,671	6,611	6,542	6,603	6,589	6,651	6,547	6,453	6,591	6,953
4249	Miscellaneous nondurable goods	13,397	13,212	13,025	12,962	13,193	13,277	13,705	14,003	13,748	13,616	13,875	13,412
42	Inventories, total	297,533	294,917	295,055	293,941	294,416	295,537	297,880	298,977	300,406	299,715	300,177	302,478
423	Durable goods	184,519	182,468	181,885	181,509	181,404	181,639	182,984	184,140	184,657	183,988	184,685	185,355
4231	Motor vehicle & motor vehicle parts & supplies	27,277	26,901	26,858	26,561	27,293	27,575	27,953	27,822	28,874	29,166	29,937	29,661
4232	Furniture & home furnishings	6,270	6,296	6,183	6,248	6,252	6,303	6,427	6,472	6,545	6,543	6,576	6,695
4233	Lumber & other construction materials	8,743	8,621	8,706	8,779	8,787	8,780	8,832	8,937	9,065	9,161	9,201	9,233
4234	Professional & commercial equip. & supplies	25,008	24,690	25,190	25,845	25,681	25,966	25,991	26,511	26,171	25,610	25,800	25,991
42343	Computer & computer peripheral equip. & software	9,457	9,504	9,823	10,275	10,113	10,214	10,075	10,336	10,076	9,538	9,355	9,401
4235	Metals & minerals, ex. petroleum	11,907	11,824	11,663	11,583	11,610	11,704	11,951	12,096	12,422	12,240	12,994	12,322
4236	Electrical and electronic goods	26,306	25,952	25,632	25,421	25,523	25,201	25,450	26,050	25,711	25,863	25,636	25,497
4237	Hardware, & plumbing & heating equip. & supplies	11,030	10,861	10,844	10,770	10,899	10,883	10,958	10,955	11,018	10,916	10,916	11,037
4238	Machinery, equipment, & supplies	49,969	49,379	48,961	48,408	47,807	47,488	47,870	47,520	47,222	46,778	46,734	47,223
4239	Miscellaneous durable goods	18,009	17,944	17,848	17,894	17,552	17,739	17,552	17,629	17,711	17,791	17,591	17,696
424	Nondurable goods	113,014	112,449	113,170	112,432	113,012	113,898	114,896	114,837	115,749	115,727	115,492	117,123
4241	Paper & paper products	6,092	5,953	5,892	5,851	5,887	5,960	5,834	5,791	5,819	5,748	5,818	5,783
4242	Drugs & druggists' sundries	29,654	29,387	29,477	29,123	28,854	29,215	28,726	28,600	29,126	29,947	29,780	30,968
4243	Apparel, piece goods, & notions	14,696	14,491	14,288	13,908	13,983	14,262	14,469	14,750	15,162	14,769	14,680	14,877
4244	Grocery & related products	20,028	19,943	20,305	20,377	20,831	21,352	21,520	21,727	21,280	21,521	21,993	21,992
4245	Farm product raw materials	9,424	9,493	9,590	9,342	9,364	9,505	10,356	10,133	10,165	9,586	9,841	9,777
4246	Chemicals & allied products	6,247	6,274	6,303	6,315	6,409	6,423	6,319	6,586	6,586	6,684	6,803	6,819
4247	Petroleum & petroleum products	4,548	4,644	4,838	5,030	4,927	4,698	4,776	4,855	4,855	4,645	4,555	4,821
4248	Beer, wine, & distilled alcoholic beverages	7,073	7,055	7,247	7,317	7,304	7,215	7,252	7,079	7,338	7,462	7,536	7,568
4249	Miscellaneous nondurable goods	15,252	15,209	15,230	15,169	15,453	15,268	15,644	15,497	15,346	15,365	15,186	15,218
42	Inventories/sales ratios, total	1.30	1.28	1.28	1.26	1.25	1.25	1.25	1.24	1.25	1.25	1.24	1.26
423	Durable goods	1.59	1.55	1.56	1.54	1.52	1.52	1.53	1.53	1.54	1.56	1.55	1.59
4231	Motor vehicle & motor vehicle parts & supplies	1.36	1.31	1.32	1.28	1.32	1.32	1.33	1.25	1.35	1.40	1.39	1.40
4232	Furniture & home furnishings	1.40	1.44	1.38	1.40	1.40	1.35	1.43	1.46	1.48	1.48	1.45	1.57
4233	Lumber & other construction materials	1.11	1.05	1.08	1.07	1.11	1.11	1.15	1.13	1.15	1.16	1.17	1.19
4234	Professional & commercial equip. & supplies	1.14	1.12	1.14	1.18	1.13	1.12	1.14	1.14	1.11	1.11	1.11	1.15
42343	Computer & computer peripheral equip. & software	0.78	0.79	0.82	0.87	0.81	0.79	0.78	0.78	0.77	0.74	0.75	0.76
4235	Metals & minerals, ex. petroleum	1.82	1.81	1.80	1.70	1.69	1.64	1.68	1.74	1.79	1.74	1.84	1.92
4236	Electrical and electronic goods	1.41	1.39	1.39	1.35	1.34	1.36	1.37	1.41	1.39	1.42	1.38	1.38
4237	Hardware, & plumbing & heating equip. & supplies	1.86	1.79	1.81	1.79	1.85	1.88	1.88	1.84	1.90	1.90	1.91	1.95
4238	Machinery, equipment, & supplies	2.65	2.61	2.60	2.51	2.45	2.45	2.51	2.54	2.47	2.49	2.52	2.54
4239	Miscellaneous durable goods	1.52	1.48	1.54	1.51	1.46	1.44	1.38	1.38	1.45	1.46	1.43	1.49
424	Nondurable goods	1.00	1.00	0.99	0.97	0.97	0.97	0.97	0.96	0.96	0.96	0.94	0.95
4241	Paper & paper products	1.02	0.99	0.99	0.98	0.98	0.98	0.95	0.95	0.95	0.94	0.95	0.95
4242	Drugs & druggists' sundries	1.51	1.48	1.46	1.44	1.43	1.41	1.43	1.41	1.40	1.45	1.39	1.46
4243	Apparel, piece goods, & notions	1.77	1.68	1.62	1.58	1.57	1.62	1.61	1.60	1.72	1.70	1.60	1.75
4244	Grocery & related products	0.63	0.62	0.64	0.65	0.66	0.67	0.67	0.67	0.66	0.66	0.65	0.65
4245	Farm product raw materials	1.18	1.21	1.23	1.15	1.18	1.15	1.19	1.14	1.14	1.07	1.05	0.98
4246	Chemicals & allied products	1.14	1.13	1.18	1.12	1.10	1.13	1.11	1.14	1.14	1.16	1.21	1.23
4247	Petroleum & petroleum products	0.33	0.36	0.34	0.31	0.31	0.30	0.30	0.28	0.29	0.26	0.25	0.26
4248	Beer, wine, & distilled alcoholic beverages	1.12	1.08	1.09	1.11	1.12	1.09	1.10	1.06	1.12	1.16	1.14	1.09
4249	Miscellaneous nondurable goods	1.14	1.15	1.17	1.17	1.17	1.15	1.14	1.11	1.12	1.13	1.09	1.13

See footnotes at end of table.

Table 1. Revised Adjusted and Unadjusted Estimates of Monthly Sales, Inventories, and Inventories/Sales Ratios of Merchant Wholesalers, Except Manufacturers' Sales Branches and Offices: January 1992 Through January 2006—Con.

[Sales and Inventory estimates are shown in millions of dollars. Estimates are based on data from the Monthly Wholesale Trade Survey and Annual Wholesale Trade Survey. Estimates have been adjusted using final results of the 2002 Economic Census]

NAICS code	Kind of business	2002												Total
		Jan.	Feb.	Mar.	Apr.	May	June	July	Aug.	Sept.	Oct.	Nov.	Dec.	
	UNADJUSTED²													
42	Sales, total	220,173	210,596	234,089	237,757	244,150	234,015	241,943	245,497	237,792	255,957	235,200	238,359	2,835,528
423	Durable goods	108,820	106,046	118,997	120,118	123,228	120,321	122,086	123,648	120,789	127,420	114,995	115,035	1,421,503
4231	Motor vehicle & motor vehicle parts & supplies	18,516	18,547	21,428	21,896	21,466	20,959	21,246	22,348	20,253	22,068	21,397	21,643	251,947
4232	Furniture & home furnishings	4,144	3,936	4,472	4,518	4,548	4,569	4,537	4,739	4,558	4,869	4,551	4,043	53,484
4233	Lumber & other construction materials	7,144	7,158	7,989	8,557	8,809	8,190	8,368	8,632	8,057	8,739	7,081	6,367	95,091
4234	Professional & commercial equip. & supplies	20,650	19,590	22,651	20,942	22,685	23,748	23,141	23,345	25,117	24,439	21,928	24,226	272,462
42343	Computer & computer peripheral equip. & software	11,390	10,592	12,373	10,975	12,261	13,658	13,023	13,294	14,530	13,543	11,302	13,677	150,618
4235	Metals & minerals, ex. petroleum	6,523	6,084	6,567	7,092	7,306	7,184	7,427	7,365	6,857	7,551	6,146	5,644	81,746
4236	Electrical and electronic goods	17,601	17,048	18,875	18,608	19,199	18,411	18,969	18,983	18,970	20,108	18,515	17,670	222,957
4237	Hardware, & plumbing & heating equip. & supplies	5,619	5,477	5,927	6,252	6,265	5,983	6,112	6,228	5,765	6,289	5,444	5,070	70,431
4238	Machinery, equipment, & supplies	17,618	16,961	19,228	20,401	21,014	19,344	19,567	19,014	19,046	19,761	16,963	18,841	227,758
4239	Miscellaneous durable goods	11,005	11,245	11,860	11,852	11,936	11,933	12,539	12,994	12,166	13,596	12,970	11,531	145,627
424	Nondurable goods	111,353	104,550	115,092	117,639	120,922	113,694	119,857	121,849	117,003	128,537	120,205	123,324	1,414,025
4241	Paper & paper products	5,986	5,489	5,933	5,934	6,120	5,941	6,261	6,351	6,136	6,572	5,940	5,983	72,646
4242	Drugs & druggists' sundries	20,438	18,416	20,202	20,580	20,546	19,596	20,122	19,883	20,460	22,120	21,067	22,195	245,625
4243	Apparel, piece goods, & notions	7,868	8,748	9,591	8,389	8,400	8,371	9,398	10,047	9,232	10,002	8,820	6,937	105,803
4244	Grocery & related products	30,571	28,979	31,883	31,509	33,387	31,479	33,587	33,440	31,692	34,063	32,531	32,760	385,881
4245	Farm product raw materials	9,106	7,687	7,790	8,089	7,700	7,218	7,881	7,874	7,996	10,499	10,330	11,233	103,403
4246	Chemicals & allied products	5,529	5,243	5,432	5,792	6,158	5,663	5,855	5,986	5,664	6,057	5,278	5,064	67,721
4247	Petroleum & petroleum products	13,850	12,180	14,599	16,524	16,870	15,308	16,159	17,055	16,436	18,698	16,994	17,993	192,666
4248	Beer, wine, & distilled alcoholic beverages	5,117	5,442	6,337	6,525	7,216	6,761	6,958	7,070	6,148	6,924	6,716	7,975	79,189
4249	Miscellaneous nondurable goods	12,888	12,366	13,325	14,297	14,525	13,357	13,636	14,143	13,239	13,602	12,529	13,184	161,091
42	Inventories, total	300,966	296,300	296,164	294,384	291,455	293,568	297,156	295,442	297,813	301,851	301,885	303,925	X
423	Durable goods	183,319	182,615	182,135	183,186	182,099	182,614	185,422	184,339	183,924	183,618	183,529	182,399	X
4231	Motor vehicle & motor vehicle parts & supplies	27,495	27,735	27,476	26,986	27,238	27,354	27,757	26,487	28,181	29,283	30,356	29,513	X
4232	Furniture & home furnishings	6,157	6,189	6,035	6,098	6,239	6,360	6,633	6,679	6,722	6,628	6,504	6,561	X
4233	Lumber & other construction materials	8,629	8,681	8,985	9,086	9,077	9,052	8,964	8,919	8,956	8,785	8,796	8,799	X
4234	Professional & commercial equip. & supplies	25,083	24,567	24,686	25,948	25,244	25,732	26,407	26,723	26,197	26,148	26,110	25,705	X
42343	Computer & computer peripheral equip. & software	9,438	9,352	9,509	10,481	9,961	10,122	10,367	10,419	9,985	9,700	9,523	9,335	X
4235	Metals & minerals, ex. petroleum	11,871	11,812	11,675	11,629	11,633	11,716	12,082	12,144	12,385	12,081	12,122	12,433	X
4236	Electrical and electronic goods	26,174	25,692	25,145	25,345	25,549	25,277	25,883	26,493	26,148	26,018	25,585	24,962	X
4237	Hardware, & plumbing & heating equip. & supplies	10,887	10,894	10,974	10,921	11,052	11,035	11,068	11,021	10,963	10,709	10,654	10,871	X
4238	Machinery, equipment, & supplies	48,870	49,083	49,597	49,279	48,620	48,438	48,971	47,900	46,655	45,936	45,846	46,231	X
4239	Miscellaneous durable goods	18,153	17,962	17,562	17,894	17,447	17,650	17,657	17,717	17,717	18,030	17,556	17,324	X
424	Nondurable goods	117,647	113,685	114,029	111,198	109,356	110,954	111,734	111,103	113,889	118,233	118,356	121,526	X
4241	Paper & paper products	6,055	5,911	5,839	5,886	5,981	5,942	5,805	5,727	5,761	5,765	5,882	5,899	X
4242	Drugs & druggists' sundries	31,226	29,034	29,831	28,977	27,671	28,835	28,439	27,313	29,009	30,108	30,108	32,300	X
4243	Apparel, piece goods, & notions	15,078	14,346	13,631	13,213	13,633	14,547	15,077	15,517	15,723	14,887	14,152	14,698	X
4244	Grocery & related products	20,068	19,644	20,203	20,092	20,498	21,138	21,197	21,618	21,195	22,145	21,911	21,782	X
4245	Farm product raw materials	11,422	10,917	10,472	9,314	8,184	7,737	8,057	7,873	8,427	10,420	11,504	11,508	X
4246	Chemicals & allied products	6,228	6,299	6,322	6,309	6,480	6,455	6,407	6,546	6,591	6,610	6,749	6,839	X
4247	Petroleum & petroleum products	4,671	4,718	4,814	4,819	4,695	4,618	4,685	4,651	4,874	4,552	4,541	5,308	X
4248	Beer, wine, & distilled alcoholic beverages	6,762	6,801	7,124	7,419	7,348	7,330	7,346	7,058	7,485	7,895	7,837	7,046	X
4249	Miscellaneous nondurable goods	16,137	16,015	15,793	15,169	14,866	14,352	14,721	14,800	14,824	15,473	15,672	16,146	X
42	Inventories/sales ratios, total	1.37	1.41	1.27	1.24	1.19	1.25	1.23	1.20	1.25	1.18	1.28	1.28	X
423	Durable goods	1.68	1.72	1.53	1.53	1.48	1.52	1.52	1.49	1.52	1.44	1.60	1.59	X
4231	Motor vehicle & motor vehicle parts & supplies	1.48	1.50	1.28	1.23	1.27	1.31	1.30	1.19	1.39	1.33	1.42	1.36	X
4232	Furniture & home furnishings	1.49	1.57	1.35	1.35	1.37	1.39	1.46	1.41	1.47	1.36	1.43	1.62	X
4233	Lumber & other construction materials	1.21	1.21	1.12	1.06	1.03	1.11	1.07	1.03	1.11	1.01	1.24	1.38	X
4234	Professional & commercial equip. & supplies	1.21	1.25	1.09	1.24	1.11	1.08	1.14	1.14	1.04	1.07	1.19	1.06	X
42343	Computer & computer peripheral equip. & software	0.83	0.88	0.77	0.95	0.81	0.74	0.80	0.78	0.69	0.72	0.84	0.68	X
4235	Metals & minerals, ex. petroleum	1.82	1.94	1.78	1.64	1.59	1.63	1.63	1.65	1.81	1.60	1.97	2.20	X
4236	Electrical and electronic goods	1.49	1.51	1.33	1.36	1.33	1.37	1.36	1.40	1.38	1.29	1.38	1.41	X
4237	Hardware, & plumbing & heating equip. & supplies	1.94	1.99	1.85	1.75	1.76	1.84	1.81	1.77	1.90	1.70	1.96	2.14	X
4238	Machinery, equipment, & supplies	2.77	2.89	2.58	2.42	2.31	2.50	2.50	2.52	2.45	2.32	2.70	2.45	X
4239	Miscellaneous durable goods	1.65	1.60	1.48	1.51	1.46	1.48	1.41	1.38	1.46	1.33	1.35	1.50	X
424	Nondurable goods	1.06	1.09	0.99	0.95	0.90	0.98	0.93	0.91	0.97	0.92	0.98	0.99	X
4241	Paper & paper products	1.01	1.08	0.98	0.99	0.98	1.00	0.93	0.90	0.94	0.88	0.99	0.99	X
4242	Drugs & druggists' sundries	1.53	1.58	1.48	1.41	1.35	1.47	1.41	1.37	1.42	1.38	1.43	1.46	X
4243	Apparel, piece goods, & notions	1.92	1.64	1.42	1.58	1.62	1.74	1.60	1.54	1.70	1.49	1.60	2.12	X
4244	Grocery & related products	0.66	0.68	0.63	0.64	0.61	0.67	0.63	0.65	0.67	0.65	0.67	0.66	X
4245	Farm product raw materials	1.25	1.42	1.34	1.15	1.06	1.07	1.02	1.00	1.05	0.99	1.11	1.02	X
4246	Chemicals & allied products	1.13	1.20	1.16	1.09	1.05	1.14	1.09	1.09	1.16	1.09	1.28	1.35	X
4247	Petroleum & petroleum products	0.34	0.39	0.33	0.29	0.28	0.30	0.29	0.27	0.30	0.24	0.27	0.30	X
4248	Beer, wine, & distilled alcoholic beverages	1.32	1.25	1.12	1.14	1.02	1.08	1.06	1.00	1.22	1.14	1.17	0.88	X
4249	Miscellaneous nondurable goods	1.25	1.30	1.19	1.16	1.02	1.07	1.08	1.05	1.12	1.14	1.25	1.22	X

See footnotes at end of table.

Table 1. Revised Adjusted and Unadjusted Estimates of Monthly Sales, Inventories, and Inventories/Sales Ratios of Merchant Wholesalers, Except Manufacturers' Sales Branches and Offices: January 1992 Through January 2006—Con.

[Sales and Inventory estimates are shown in millions of dollars. Estimates are based on data from the Monthly Wholesale Trade Survey and Annual Wholesale Trade Survey. Estimates have been adjusted using final results of the 2002 Economic Census]

NAICS code	Kind of business	2001											
		Jan.	Feb.	Mar.	Apr.	May	June	July	Aug.	Sept.	Oct.	Nov.	Dec.
	ADJUSTED¹												
42	Sales, total	238,820	237,341	234,243	232,738	234,555	229,847	231,493	231,948	231,917	227,377	228,106	227,192
423	Durable goods	122,420	122,207	121,200	119,435	120,082	117,497	118,322	118,777	116,661	114,897	115,981	115,207
4231	Motor vehicle & motor vehicle parts & supplies	19,059	18,946	19,297	19,436	19,838	19,565	19,828	20,023	19,214	19,936	20,034	19,688
4232	Furniture & home furnishings	4,442	4,458	4,468	4,389	4,298	4,319	4,306	4,341	4,272	4,386	4,400	4,327
4233	Lumber & other construction materials	7,155	7,241	7,288	7,345	7,642	7,500	7,542	7,596	7,418	7,552	7,654	7,809
4234	Professional & commercial equip. & supplies	22,859	22,943	22,551	22,891	23,032	22,584	22,683	22,159	21,821	21,214	21,505	21,794
42343	Computer & computer peripheral equip. & software	13,820	13,581	13,210	12,985	13,292	12,956	12,789	12,491	12,678	12,001	11,991	12,215
4235	Metals & minerals, ex. petroleum	7,357	7,428	7,143	7,172	7,302	7,145	7,040	7,191	7,025	6,786	6,724	6,471
4236	Electrical and electronic goods	21,647	20,903	20,743	19,744	19,226	18,119	18,677	18,500	18,411	18,524	19,252	18,447
4237	Hardware, & plumbing & heating equip. & supplies	5,878	5,914	5,805	5,471	5,798	5,539	5,660	5,716	5,695	5,825	5,902	5,889
4238	Machinery, equipment, & supplies	21,192	21,735	21,540	20,884	20,883	20,445	20,467	20,891	20,790	19,196	19,602	19,323
4239	Miscellaneous durable goods	12,831	12,639	12,365	12,093	12,063	12,281	12,119	12,360	12,015	11,478	10,908	11,459
424	Nondurable goods	116,400	115,134	113,043	113,303	114,473	112,350	113,171	113,171	115,256	112,480	112,125	111,985
4241	Paper & paper products	6,635	6,621	6,532	6,534	6,516	6,409	6,310	6,293	6,084	6,049	6,144	6,062
4242	Drugs & druggists' sundries	16,554	16,336	16,132	16,368	16,744	17,200	17,397	17,744	18,529	19,270	18,909	19,200
4243	Apparel, piece goods, & notions	8,173	8,147	7,890	8,067	8,498	8,174	8,072	8,208	8,234	8,412	8,653	8,396
4244	Grocery & related products	31,459	31,392	31,557	31,849	31,485	31,362	31,350	31,290	31,277	31,181	31,385	31,508
4245	Farm product raw materials	8,788	9,137	9,261	8,593	8,550	7,942	8,535	8,626	8,279	7,912	7,738	7,617
4246	Chemicals & allied products	5,300	5,442	5,407	5,311	5,373	5,296	5,470	5,279	5,294	5,292	5,369	5,342
4247	Petroleum & petroleum products	18,681	17,354	16,182	16,772	17,250	15,926	15,394	15,224	16,806	14,163	14,086	13,887
4248	Beer, wine, & distilled alcoholic beverages	6,360	6,300	5,941	6,217	6,159	6,243	6,317	6,196	6,093	6,146	6,375	6,551
4249	Miscellaneous nondurable goods	14,450	14,405	14,141	13,592	13,898	13,798	14,326	14,311	14,660	14,055	13,466	13,422
42	Inventories, total	309,582	309,556	309,674	310,989	312,242	309,857	306,996	306,583	305,964	304,020	300,548	298,380
423	Durable goods	202,418	201,589	200,890	200,457	199,905	196,531	194,913	193,386	192,232	191,622	187,783	185,735
4231	Motor vehicle & motor vehicle parts & supplies	28,715	28,817	28,620	28,718	28,261	27,983	28,089	28,151	28,420	28,819	28,048	27,389
4232	Furniture & home furnishings	6,743	6,677	6,729	6,650	6,610	6,468	6,439	6,350	6,442	6,408	6,412	6,298
4233	Lumber & other construction materials	8,651	8,594	8,581	8,423	8,425	8,337	8,511	8,708	8,782	8,995	8,838	8,785
4234	Professional & commercial equip. & supplies	28,193	28,189	27,719	28,073	27,611	27,200	27,118	26,818	26,023	25,681	24,927	25,200
42343	Computer & computer peripheral equip. & software	12,222	12,089	11,765	11,866	11,594	11,000	11,120	10,706	10,261	10,169	9,750	9,620
4235	Metals & minerals, ex. petroleum	13,356	13,180	12,959	12,803	12,802	12,748	12,680	12,670	12,458	12,404	12,167	12,117
4236	Electrical and electronic goods	31,936	31,647	31,749	31,930	31,298	30,705	29,611	29,037	28,728	28,396	27,507	26,799
4237	Hardware, & plumbing & heating equip. & supplies	11,491	11,414	11,355	11,282	11,119	11,183	11,139	11,325	11,275	11,170	11,091	11,008
4238	Machinery, equipment, & supplies	52,634	52,743	52,947	52,566	53,508	52,876	52,401	51,704	51,658	51,433	50,433	49,970
4239	Miscellaneous durable goods	20,699	20,328	20,231	20,012	20,271	19,031	18,925	18,623	18,446	18,316	18,360	18,169
424	Nondurable goods	107,164	107,967	108,784	110,532	112,337	113,326	112,083	113,197	113,732	112,398	112,765	112,645
4241	Paper & paper products	6,727	6,808	6,712	6,700	6,686	6,557	6,434	6,359	6,329	6,286	6,191	6,095
4242	Drugs & druggists' sundries	22,902	22,697	23,661	24,470	25,597	26,265	25,988	27,090	28,360	28,077	28,929	29,661
4243	Apparel, piece goods, & notions	14,195	14,653	14,815	15,186	15,481	15,646	15,351	15,323	15,300	15,304	14,829	14,449
4244	Grocery & related products	20,631	20,551	20,482	20,537	20,305	20,376	19,942	20,135	20,038	19,453	19,766	19,890
4245	Farm product raw materials	9,315	9,370	9,096	9,088	9,331	9,273	9,452	9,524	9,391	9,211	9,376	9,381
4246	Chemicals & allied products	6,055	5,978	6,200	6,416	6,324	6,353	6,317	6,288	6,349	6,380	6,310	6,296
4247	Petroleum & petroleum products	4,405	4,467	4,415	4,428	4,668	4,583	4,544	4,416	4,321	4,326	4,420	4,381
4248	Beer, wine, & distilled alcoholic beverages	7,047	7,033	6,952	6,959	6,934	7,089	6,976	6,978	7,047	7,005	6,881	6,941
4249	Miscellaneous nondurable goods	15,887	16,410	16,451	16,748	17,011	17,184	17,079	17,084	16,597	16,356	16,063	15,551
42	Inventories/sales ratios, total	1.30	1.30	1.32	1.34	1.33	1.35	1.33	1.32	1.32	1.34	1.32	1.31
423	Durable goods	1.65	1.65	1.66	1.68	1.66	1.67	1.65	1.63	1.65	1.67	1.62	1.61
4231	Motor vehicle & motor vehicle parts & supplies	1.51	1.52	1.48	1.48	1.42	1.43	1.42	1.41	1.48	1.45	1.40	1.39
4232	Furniture & home furnishings	1.52	1.50	1.51	1.52	1.54	1.50	1.50	1.46	1.51	1.46	1.46	1.46
4233	Lumber & other construction materials	1.21	1.19	1.18	1.15	1.10	1.11	1.13	1.15	1.18	1.19	1.15	1.12
4234	Professional & commercial equip. & supplies	1.23	1.23	1.23	1.23	1.20	1.20	1.20	1.21	1.19	1.21	1.16	1.16
42343	Computer & computer peripheral equip. & software	0.88	0.89	0.89	0.91	0.87	0.85	0.87	0.86	0.81	0.85	0.81	0.79
4235	Metals & minerals, ex. petroleum	1.82	1.77	1.81	1.79	1.75	1.78	1.80	1.76	1.77	1.83	1.81	1.87
4236	Electrical and electronic goods	1.48	1.51	1.53	1.62	1.63	1.69	1.59	1.57	1.56	1.53	1.43	1.45
4237	Hardware, & plumbing & heating equip. & supplies	1.95	1.93	1.96	2.06	1.92	2.02	1.97	1.98	1.98	1.92	1.88	1.87
4238	Machinery, equipment, & supplies	2.48	2.43	2.46	2.52	2.56	2.59	2.56	2.47	2.48	2.68	2.57	2.59
4239	Miscellaneous durable goods	1.61	1.61	1.64	1.65	1.68	1.55	1.56	1.51	1.54	1.60	1.68	1.59
424	Nondurable goods	0.92	0.94	0.96	0.98	0.98	1.01	0.99	1.00	0.99	1.00	1.01	1.01
4241	Paper & paper products	1.01	1.03	1.03	1.03	1.03	1.02	1.02	1.01	1.04	1.01	1.01	1.01
4242	Drugs & druggists' sundries	1.38	1.39	1.47	1.49	1.53	1.53	1.49	1.53	1.53	1.46	1.53	1.54
4243	Apparel, piece goods, & notions	1.74	1.80	1.88	1.88	1.82	1.91	1.90	1.87	1.86	1.82	1.71	1.72
4244	Grocery & related products	0.66	0.65	0.65	0.64	0.64	0.65	0.64	0.64	0.64	0.62	0.63	0.63
4245	Farm product raw materials	1.06	1.03	0.98	1.06	1.09	1.17	1.11	1.10	1.13	1.16	1.21	1.23
4246	Chemicals & allied products	1.14	1.10	1.15	1.21	1.18	1.20	1.15	1.19	1.20	1.21	1.18	1.18
4247	Petroleum & petroleum products	0.24	0.26	0.27	0.26	0.27	0.29	0.30	0.29	0.26	0.31	0.31	0.32
4248	Beer, wine, & distilled alcoholic beverages	1.11	1.12	1.17	1.12	1.13	1.14	1.10	1.13	1.16	1.14	1.08	1.06
4249	Miscellaneous nondurable goods	1.10	1.14	1.16	1.23	1.22	1.25	1.19	1.19	1.13	1.16	1.19	1.16

See footnotes at end of table.

Table 1. Revised Adjusted and Unadjusted Estimates of Monthly Sales, Inventories, and Inventories/Sales Ratios of Merchant Wholesalers, Except Manufacturers' Sales Branches and Offices: January 1992 Through January 2006—Con.

[Sales and Inventory estimates are shown in millions of dollars. Estimates are based on data from the Monthly Wholesale Trade Survey and Annual Wholesale Trade Survey. Estimates have been adjusted using final results of the 2002 Economic Census]

NAICS code	Kind of business	2001												Total
		Jan.	Feb.	Mar.	Apr.	May	June	July	Aug.	Sept.	Oct.	Nov.	Dec.	
	UNADJUSTED²													
42	Sales, total	229,917	217,231	245,078	229,085	244,303	234,330	228,826	242,911	223,722	243,615	227,250	218,884	2,785,152
423	Durable goods	114,556	110,300	127,878	117,133	124,523	121,666	117,541	125,259	114,451	123,906	115,309	109,673	1,422,195
4231	Motor vehicle & motor vehicle parts & supplies	17,534	17,089	20,648	19,844	20,632	20,152	19,709	20,744	17,850	21,132	20,274	19,294	234,902
4232	Furniture & home furnishings	4,104	4,003	4,651	4,301	4,384	4,345	4,246	4,727	4,229	4,846	4,616	3,981	52,433
4233	Lumber & other construction materials	6,418	6,249	7,383	7,396	8,460	8,092	7,987	8,682	7,307	8,292	7,225	6,239	89,730
4234	Professional & commercial equip. & supplies	21,419	20,396	24,085	21,380	23,216	23,578	22,184	23,045	22,672	22,381	20,795	22,644	267,795
42343	Computer & computer peripheral equip. & software	13,032	11,951	14,174	11,855	13,053	13,889	12,405	12,991	13,540	12,697	11,164	13,094	153,845
4235	Metals & minerals, ex. petroleum	7,254	6,945	7,472	7,129	7,762	7,424	7,117	7,809	6,772	7,214	6,455	5,484	84,847
4236	Electrical and electronic goods	20,413	19,043	21,780	18,796	19,322	18,554	18,490	19,518	18,577	20,487	19,599	17,285	231,864
4237	Hardware, & plumbing & heating equip. & supplies	5,549	5,317	5,886	5,438	6,244	5,932	5,847	6,105	5,473	6,378	5,790	5,088	69,047
4238	Machinery, equipment, & supplies	20,048	19,605	22,854	21,312	22,428	21,283	20,303	21,873	19,688	20,309	18,818	18,705	247,226
4239	Miscellaneous durable goods	11,817	11,653	13,119	11,537	12,075	12,306	11,658	12,756	11,883	12,867	11,737	10,943	144,351
424	Nondurable goods	115,361	106,931	117,200	111,952	119,780	112,664	111,285	117,652	109,271	119,709	111,941	109,211	1,362,957
4241	Paper & paper products	6,675	6,052	6,708	6,286	6,640	6,473	6,209	6,828	5,895	6,563	6,138	5,765	76,232
4242	Drugs & druggists' sundries	17,349	15,176	16,745	15,910	17,112	16,908	16,788	17,992	17,584	20,677	19,193	19,238	210,672
4243	Apparel, piece goods, & notions	7,797	8,302	8,829	7,454	8,031	7,945	8,072	9,291	8,530	9,699	8,437	6,574	98,961
4244	Grocery & related products	30,389	28,316	32,472	31,403	33,311	31,487	31,914	32,542	29,870	32,615	31,636	31,224	377,179
4245	Farm product raw materials	10,010	8,890	9,511	8,077	8,490	7,275	7,502	7,945	7,236	9,249	8,566	8,135	100,886
4246	Chemicals & allied products	5,337	5,148	5,710	5,210	5,712	5,518	5,421	5,638	4,982	5,604	5,138	4,765	64,183
4247	Petroleum & petroleum products	18,980	16,521	16,328	16,889	18,078	16,165	15,209	16,122	15,848	14,786	13,480	13,123	191,529
4248	Beer, wine, & distilled alcoholic beverages	5,082	5,216	5,893	5,894	6,799	6,667	6,374	6,840	5,575	6,545	6,789	7,180	74,854
4249	Miscellaneous nondurable goods	13,742	13,310	15,004	14,829	15,607	14,226	13,796	14,454	13,751	13,971	12,564	13,207	168,461
42	Inventories, total	312,766	311,210	310,513	311,722	309,715	307,738	306,450	303,015	303,152	306,132	302,301	299,498	X
423	Durable goods	201,176	201,748	200,933	202,256	200,908	197,592	197,514	193,660	191,481	191,082	186,501	182,720	X
4231	Motor vehicle & motor vehicle parts & supplies	28,973	29,768	29,278	29,235	28,318	27,675	27,780	26,884	27,795	28,877	28,385	27,225	X
4232	Furniture & home furnishings	6,622	6,550	6,554	6,470	6,577	6,539	6,664	6,560	6,629	6,511	6,341	6,166	X
4233	Lumber & other construction materials	8,504	8,594	8,838	8,709	8,686	8,595	8,664	8,708	8,703	8,662	8,476	8,363	X
4234	Professional & commercial equip. & supplies	28,306	28,104	27,248	28,270	27,224	26,928	27,498	26,872	25,971	26,143	25,276	24,973	X
42343	Computer & computer peripheral equip. & software	12,246	11,908	11,377	12,139	11,443	10,846	11,387	10,738	10,169	10,322	9,965	9,582	X
4235	Metals & minerals, ex. petroleum	13,343	13,180	12,972	12,854	12,815	12,773	12,832	12,733	12,421	12,243	11,997	12,226	X
4236	Electrical and electronic goods	31,840	31,425	31,178	31,738	31,267	30,797	30,144	29,531	29,130	28,538	27,479	26,263	X
4237	Hardware, & plumbing & heating equip. & supplies	11,330	11,425	11,469	11,463	11,286	11,373	11,250	11,404	11,219	10,958	10,836	10,832	X
4238	Machinery, equipment, & supplies	51,476	52,374	53,529	53,565	54,525	53,881	53,606	52,066	51,038	50,559	49,424	48,921	X
4239	Miscellaneous durable goods	20,782	20,328	19,867	19,952	20,210	19,031	19,076	18,902	18,575	18,591	18,287	17,751	X
424	Nondurable goods	111,590	109,462	109,580	109,466	108,807	110,146	108,936	109,355	111,671	115,500	115,800	116,778	X
4241	Paper & paper products	6,680	6,747	6,685	6,780	6,793	6,537	6,402	6,276	6,259	6,305	6,259	6,186	X
4242	Drugs & druggists' sundries	24,207	22,515	23,874	24,446	24,522	25,897	25,780	25,898	28,133	28,610	29,160	30,788	X
4243	Apparel, piece goods, & notions	14,621	14,550	14,163	14,457	15,156	15,928	15,965	16,043	15,790	15,365	14,280	14,319	X
4244	Grocery & related products	20,631	20,202	20,359	20,249	20,021	20,193	19,643	19,994	19,978	20,076	20,379	20,268	X
4245	Farm product raw materials	11,429	10,747	9,833	8,915	8,015	7,372	7,193	7,286	7,776	10,325	11,298	11,238	X
4246	Chemicals & allied products	6,043	6,002	6,225	6,422	6,387	6,378	6,412	6,257	6,279	6,291	6,260	6,321	X
4247	Petroleum & petroleum products	4,458	4,485	4,366	4,300	4,514	4,523	4,471	4,390	4,330	4,274	4,447	4,762	X
4248	Beer, wine, & distilled alcoholic beverages	6,681	6,787	6,834	7,049	6,983	7,217	7,067	6,964	7,209	7,432	7,156	6,427	X
4249	Miscellaneous nondurable goods	16,840	17,427	17,241	16,848	16,416	16,101	16,003	16,247	15,917	16,372	16,561	16,469	X
42	Inventories/sales ratios, total	1.36	1.43	1.27	1.36	1.27	1.31	1.34	1.25	1.36	1.26	1.33	1.37	X
423	Durable goods	1.76	1.83	1.57	1.73	1.61	1.62	1.68	1.55	1.67	1.54	1.62	1.67	X
4231	Motor vehicle & motor vehicle parts & supplies	1.65	1.74	1.42	1.47	1.37	1.37	1.41	1.30	1.56	1.37	1.40	1.41	X
4232	Furniture & home furnishings	1.61	1.64	1.41	1.50	1.50	1.50	1.57	1.39	1.57	1.34	1.37	1.55	X
4233	Lumber & other construction materials	1.33	1.38	1.20	1.18	1.03	1.06	1.08	1.00	1.19	1.04	1.17	1.34	X
4234	Professional & commercial equip. & supplies	1.32	1.38	1.13	1.32	1.17	1.14	1.24	1.17	1.15	1.17	1.22	1.10	X
42343	Computer & computer peripheral equip. & software	0.94	1.00	0.80	1.02	0.88	0.78	0.92	0.83	0.75	0.81	0.89	0.73	X
4235	Metals & minerals, ex. petroleum	1.84	1.90	1.74	1.80	1.65	1.72	1.80	1.63	1.83	1.70	1.86	2.23	X
4236	Electrical and electronic goods	1.56	1.65	1.43	1.69	1.62	1.66	1.63	1.51	1.57	1.39	1.40	1.52	X
4237	Hardware, & plumbing & heating equip. & supplies	2.04	2.15	1.95	2.11	1.81	1.92	1.92	1.87	2.05	1.72	1.87	2.13	X
4238	Machinery, equipment, & supplies	2.57	2.67	2.34	2.51	2.43	2.53	2.64	2.38	2.59	2.49	2.63	2.62	X
4239	Miscellaneous durable goods	1.76	1.74	1.51	1.73	1.67	1.55	1.64	1.48	1.56	1.44	1.56	1.62	X
424	Nondurable goods	0.97	1.02	0.93	0.98	0.91	0.98	0.98	0.93	1.02	0.96	1.03	1.07	X
4241	Paper & paper products	1.00	1.11	1.00	1.08	1.02	1.01	1.03	0.92	1.06	0.96	1.02	1.07	X
4242	Drugs & druggists' sundries	1.40	1.48	1.43	1.54	1.43	1.53	1.54	1.44	1.60	1.38	1.52	1.60	X
4243	Apparel, piece goods, & notions	1.88	1.75	1.60	1.94	1.89	2.00	1.98	1.73	1.85	1.58	1.69	2.18	X
4244	Grocery & related products	0.68	0.71	0.63	0.64	0.60	0.64	0.62	0.61	0.67	0.62	0.64	0.65	X
4245	Farm product raw materials	1.14	1.21	1.03	1.10	0.94	1.01	0.96	0.92	1.07	1.12	1.32	1.38	X
4246	Chemicals & allied products	1.13	1.17	1.09	1.23	1.12	1.16	1.18	1.11	1.26	1.12	1.22	1.33	X
4247	Petroleum & petroleum products	0.23	0.27	0.27	0.25	0.25	0.28	0.29	0.27	0.27	0.29	0.33	0.36	X
4248	Beer, wine, & distilled alcoholic beverages	1.31	1.30	1.16	1.20	1.03	1.08	1.11	1.02	1.29	1.14	1.05	0.90	X
4249	Miscellaneous nondurable goods	1.23	1.31	1.15	1.14	1.05	1.13	1.16	1.12	1.16	1.17	1.32	1.25	X

See footnotes at end of table.

Table 1. Revised Adjusted and Unadjusted Estimates of Monthly Sales, Inventories, and Inventories/Sales Ratios of Merchant Wholesalers, Except Manufacturers' Sales Branches and Offices: January 1992 Through January 2006—Con.

[Sales and Inventory estimates are shown in millions of dollars. Estimates are based on data from the Monthly Wholesale Trade Survey and Annual Wholesale Trade Survey. Estimates have been adjusted using final results of the 2002 Economic Census]

NAICS code	Kind of business	2000											
		Jan.	Feb.	Mar.	Apr.	May	June	July	Aug.	Sept.	Oct.	Nov.	Dec.
	ADJUSTED¹												
42	Sales, total	229,719	228,985	231,670	232,993	233,331	236,380	235,256	235,515	237,670	238,478	237,335	239,937
423	Durable goods	124,288	122,834	123,215	124,272	124,280	124,364	123,973	124,781	124,784	124,918	123,777	122,695
4231	Motor vehicle & motor vehicle parts & supplies	18,438	18,407	18,186	18,643	18,283	18,541	18,330	18,625	18,626	18,676	18,775	18,804
4232	Furniture & home furnishings	4,193	4,288	4,262	4,364	4,428	4,433	4,384	4,445	4,452	4,506	4,456	4,441
4233	Lumber & other construction materials	7,679	7,438	7,506	7,331	7,337	7,300	7,109	7,084	7,127	7,143	7,127	7,295
4234	Professional & commercial equip. & supplies	24,011	23,762	23,993	23,895	23,579	23,085	23,257	23,756	23,711	23,938	23,203	22,229
42343	Computer & computer peripheral equip. & software	15,188	14,857	15,246	15,158	14,785	13,909	14,279	14,776	14,397	14,699	14,499	13,221
4235	Metals & minerals, ex. petroleum	8,211	7,904	8,039	7,867	7,789	7,766	7,752	7,751	7,704	7,598	7,720	7,799
4236	Electrical and electronic goods	21,186	20,813	20,832	21,199	21,510	22,167	22,001	22,384	22,339	21,908	21,735	22,016
4237	Hardware, & plumbing & heating equip. & supplies	5,888	5,922	6,007	6,020	6,118	6,106	6,010	6,000	6,041	6,084	5,941	6,020
4238	Machinery, equipment, & supplies	21,351	21,051	20,930	21,358	21,142	21,602	21,649	21,577	21,473	21,647	21,732	20,925
4239	Miscellaneous durable goods	13,331	13,249	13,460	13,595	14,094	13,364	13,481	13,159	13,234	13,418	13,088	13,166
424	Nondurable goods	105,431	106,151	108,455	108,721	109,051	112,016	111,283	110,734	112,886	113,560	113,558	117,242
4241	Paper & paper products	6,395	6,368	6,491	6,415	6,445	6,386	6,491	6,532	6,554	6,575	6,566	6,636
4242	Drugs & druggists' sundries	13,347	13,559	14,064	14,148	14,465	14,727	14,884	15,111	15,058	15,437	15,555	15,854
4243	Apparel, piece goods, & notions	7,655	7,836	7,981	8,054	8,075	8,233	8,031	7,994	8,038	8,132	8,060	8,340
4244	Grocery & related products	30,726	30,747	30,773	31,135	31,314	31,413	31,365	31,169	31,099	31,152	31,439	32,387
4245	Farm product raw materials	8,042	8,105	8,430	8,738	8,755	8,894	8,924	8,679	8,521	8,613	8,350	8,950
4246	Chemicals & allied products	5,000	4,809	5,071	5,168	5,106	5,233	5,210	5,284	5,307	5,394	5,293	5,486
4247	Petroleum & petroleum products	14,146	15,103	15,320	14,934	14,835	16,542	16,629	16,266	17,820	17,911	18,002	18,891
4248	Beer, wine, & distilled alcoholic beverages	5,765	5,725	5,822	5,818	5,877	5,990	5,834	6,005	6,139	6,150	6,105	6,076
4249	Miscellaneous nondurable goods	14,355	13,899	14,503	14,311	14,179	14,598	13,915	13,694	14,350	14,196	14,188	14,622
42	Inventories, total	293,292	294,875	296,940	299,652	301,448	303,516	304,462	305,740	306,161	308,220	310,085	309,809
423	Durable goods	192,085	193,323	194,442	196,478	198,033	200,051	200,562	201,426	201,008	201,639	202,520	201,981
4231	Motor vehicle & motor vehicle parts & supplies	27,469	27,598	28,073	28,529	28,727	28,995	28,787	28,857	28,333	28,370	28,552	28,861
4232	Furniture & home furnishings	5,919	5,983	6,070	6,189	6,292	6,433	6,550	6,667	6,476	6,602	6,691	6,630
4233	Lumber & other construction materials	8,704	8,768	8,834	8,864	8,888	8,925	8,867	8,720	8,698	8,696	8,707	8,807
4234	Professional & commercial equip. & supplies	28,993	28,578	28,219	28,241	28,304	28,215	28,204	28,140	28,806	29,032	28,984	28,503
42343	Computer & computer peripheral equip. & software	13,536	13,531	12,482	12,342	12,048	12,059	12,093	12,046	12,727	13,398	12,813	12,281
4235	Metals & minerals, ex. petroleum	13,089	13,371	13,595	13,965	13,925	14,067	14,153	14,141	14,120	13,959	13,793	13,463
4236	Electrical and electronic goods	27,657	27,862	28,003	27,966	28,371	29,053	29,650	29,987	30,191	30,944	31,419	31,618
4237	Hardware, & plumbing & heating equip. & supplies	10,616	10,857	10,822	11,126	11,214	11,395	11,447	11,530	11,430	11,515	11,533	11,608
4238	Machinery, equipment, & supplies	50,417	50,594	50,975	51,520	51,931	52,203	51,822	52,487	52,563	52,201	52,486	52,026
4239	Miscellaneous durable goods	19,221	19,712	19,851	20,078	20,381	20,765	21,082	20,897	20,391	20,320	20,355	20,465
424	Nondurable goods	101,207	101,552	102,498	103,174	103,415	103,465	103,900	104,314	105,153	106,581	107,565	107,828
4241	Paper & paper products	6,253	6,223	6,402	6,459	6,503	6,549	6,614	6,690	6,694	6,822	6,806	6,798
4242	Drugs & druggists' sundries	19,261	19,445	19,794	19,932	19,828	20,490	20,977	21,075	21,515	22,011	22,301	23,194
4243	Apparel, piece goods, & notions	13,965	13,935	13,933	14,165	14,328	13,957	14,109	13,964	14,138	14,077	14,109	14,064
4244	Grocery & related products	20,322	20,393	20,318	20,424	20,306	20,087	20,242	20,244	20,694	20,941	21,378	20,844
4245	Farm product raw materials	8,959	8,846	9,230	9,401	9,453	9,112	8,762	8,699	8,770	9,038	9,239	9,405
4246	Chemicals & allied products	6,086	6,144	6,251	6,262	6,216	6,279	6,253	6,300	6,300	6,139	6,117	6,122
4247	Petroleum & petroleum products	4,198	4,289	4,383	4,345	4,244	4,468	4,422	4,621	4,478	4,573	4,870	4,587
4248	Beer, wine, & distilled alcoholic beverages	6,805	6,854	6,823	6,887	6,959	6,814	6,852	6,905	6,930	6,992	7,026	7,098
4249	Miscellaneous nondurable goods	15,358	15,423	15,364	15,299	15,578	15,709	15,669	15,816	15,759	15,988	15,719	15,716
42	Inventories/sales ratios, total	1.28	1.29	1.28	1.29	1.29	1.28	1.29	1.30	1.29	1.29	1.31	1.29
423	Durable goods	1.55	1.57	1.58	1.58	1.59	1.61	1.62	1.61	1.61	1.61	1.64	1.65
4231	Motor vehicle & motor vehicle parts & supplies	1.49	1.50	1.54	1.53	1.57	1.56	1.57	1.55	1.52	1.52	1.52	1.53
4232	Furniture & home furnishings	1.41	1.40	1.42	1.42	1.42	1.45	1.49	1.50	1.43	1.47	1.50	1.49
4233	Lumber & other construction materials	1.13	1.18	1.18	1.21	1.21	1.22	1.25	1.23	1.22	1.22	1.22	1.21
4234	Professional & commercial equip. & supplies	1.21	1.20	1.18	1.18	1.20	1.22	1.21	1.18	1.21	1.21	1.25	1.28
42343	Computer & computer peripheral equip. & software	0.89	0.91	0.82	0.81	0.81	0.87	0.85	0.82	0.88	0.91	0.88	0.93
4235	Metals & minerals, ex. petroleum	1.59	1.69	1.69	1.78	1.79	1.81	1.83	1.82	1.83	1.84	1.79	1.73
4236	Electrical and electronic goods	1.31	1.34	1.34	1.32	1.32	1.31	1.35	1.34	1.35	1.41	1.45	1.44
4237	Hardware, & plumbing & heating equip. & supplies	1.80	1.83	1.80	1.85	1.83	1.87	1.90	1.92	1.89	1.89	1.94	1.93
4238	Machinery, equipment, & supplies	2.36	2.40	2.44	2.41	2.46	2.42	2.39	2.43	2.45	2.41	2.42	2.49
4239	Miscellaneous durable goods	1.44	1.49	1.47	1.48	1.45	1.55	1.56	1.59	1.54	1.51	1.56	1.55
424	Nondurable goods	0.96	0.96	0.95	0.95	0.95	0.92	0.93	0.94	0.93	0.94	0.95	0.92
4241	Paper & paper products	0.98	0.98	0.99	1.01	1.01	1.03	1.02	1.02	1.02	1.04	1.04	1.02
4242	Drugs & druggists' sundries	1.44	1.43	1.41	1.41	1.37	1.39	1.41	1.39	1.43	1.43	1.43	1.46
4243	Apparel, piece goods, & notions	1.82	1.78	1.75	1.76	1.77	1.70	1.76	1.75	1.76	1.73	1.75	1.69
4244	Grocery & related products	0.66	0.66	0.66	0.66	0.65	0.64	0.65	0.65	0.67	0.67	0.68	0.64
4245	Farm product raw materials	1.11	1.09	1.09	1.08	1.08	1.02	0.98	1.00	1.03	1.05	1.11	1.05
4246	Chemicals & allied products	1.22	1.28	1.23	1.21	1.22	1.20	1.20	1.19	1.16	1.14	1.16	1.12
4247	Petroleum & petroleum products	0.30	0.28	0.29	0.29	0.29	0.27	0.27	0.28	0.25	0.26	0.27	0.24
4248	Beer, wine, & distilled alcoholic beverages	1.18	1.20	1.17	1.18	1.18	1.14	1.17	1.15	1.13	1.14	1.15	1.17
4249	Miscellaneous nondurable goods	1.07	1.11	1.06	1.07	1.10	1.08	1.13	1.15	1.10	1.13	1.11	1.07

See footnotes at end of table.

Table 1. Revised Adjusted and Unadjusted Estimates of Monthly Sales, Inventories, and Inventories/Sales Ratios of Merchant Wholesalers, Except Manufacturers' Sales Branches and Offices: January 1992 Through January 2006—Con.

[Sales and Inventory estimates are shown in millions of dollars. Estimates are based on data from the Monthly Wholesale Trade Survey and Annual Wholesale Trade Survey. Estimates have been adjusted using final results of the 2002 Economic Census]

NAICS code	Kind of business	2000												Total
		Jan.	Feb.	Mar.	Apr.	May	June	July	Aug.	Sept.	Oct.	Nov.	Dec.	
	UNADJUSTED²													
42	Sales, total	208,053	218,632	248,659	222,637	243,460	247,509	226,260	246,918	236,862	248,451	236,370	230,743	2,814,554
423	Durable goods	109,520	116,112	133,446	117,927	128,577	132,427	119,282	131,921	126,601	131,379	122,727	116,754	1,486,673
4231	Motor vehicle & motor vehicle parts & supplies	15,949	17,487	20,059	18,550	19,087	19,487	17,633	19,333	17,881	19,311	18,850	18,616	222,243
4232	Furniture & home furnishings	3,665	4,014	4,531	4,128	4,503	4,628	4,191	4,823	4,615	4,884	4,643	4,072	52,697
4233	Lumber & other construction materials	6,366	6,635	7,851	7,089	8,078	8,234	7,315	8,104	7,220	7,586	6,792	5,909	87,179
4234	Professional & commercial equip. & supplies	21,370	22,075	26,344	21,840	23,555	24,793	22,164	25,015	25,062	24,608	22,553	22,851	282,230
42343	Computer & computer peripheral equip. & software	13,608	13,698	16,877	13,597	14,489	15,189	13,579	15,530	15,606	15,066	13,687	13,922	174,848
4235	Metals & minerals, ex. petroleum	7,603	7,833	8,698	7,607	8,178	8,325	7,426	8,379	7,681	7,879	7,396	6,801	93,806
4236	Electrical and electronic goods	18,834	19,856	22,415	19,588	21,618	23,098	21,231	23,682	23,367	23,639	21,974	20,739	260,041
4237	Hardware, & plumbing & heating equip. & supplies	5,199	5,561	6,163	5,755	6,595	6,778	6,046	6,450	6,005	6,510	5,787	5,207	72,056
4238	Machinery, equipment, & supplies	18,896	19,998	23,023	20,781	22,897	23,373	20,523	22,397	21,086	22,296	20,689	20,130	256,089
4239	Miscellaneous durable goods	11,638	12,653	14,362	12,589	14,066	13,711	12,753	13,738	13,684	14,666	14,043	12,429	160,332
424	Nondurable goods	98,533	102,520	115,213	104,710	114,883	115,082	106,978	114,997	110,261	117,072	113,643	113,989	1,327,881
4241	Paper & paper products	6,011	6,056	6,913	5,966	6,619	6,609	6,179	7,061	6,613	6,937	6,546	6,264	77,774
4242	Drugs & druggists' sundries	13,040	13,274	15,063	13,271	14,798	14,948	13,812	15,413	14,802	15,962	15,742	15,854	175,979
4243	Apparel, piece goods, & notions	6,851	8,408	9,266	7,369	7,526	8,126	7,870	9,145	8,560	8,986	7,939	6,455	96,501
4244	Grocery & related products	28,729	28,810	32,096	29,983	32,877	32,073	31,585	32,447	30,290	31,837	31,816	31,772	374,725
4245	Farm product raw materials	8,307	8,340	8,953	7,917	8,886	8,369	7,514	8,141	7,873	9,646	9,143	9,577	102,666
4246	Chemicals & allied products	4,695	4,761	5,456	4,935	5,458	5,605	5,038	5,649	5,180	5,496	5,087	4,899	62,259
4247	Petroleum & petroleum products	13,637	14,771	15,795	14,546	15,710	16,972	16,097	16,803	17,553	18,144	17,300	18,438	195,766
4248	Beer, wine, & distilled alcoholic beverages	4,243	4,952	6,008	5,353	6,435	6,673	5,636	6,630	5,887	6,322	6,520	6,678	71,337
4249	Miscellaneous nondurable goods	13,020	13,148	15,663	15,370	16,164	15,707	13,247	13,708	13,503	13,742	13,550	14,052	170,874
42	Inventories, total	296,482	296,714	297,877	300,690	299,457	301,426	303,961	302,291	303,204	310,499	312,010	310,370	X
423	Durable goods	191,000	193,515	194,588	198,269	199,255	201,163	203,149	201,686	200,224	201,129	201,103	198,705	X
4231	Motor vehicle & motor vehicle parts & supplies	27,771	28,564	28,719	29,043	28,842	28,647	28,413	27,674	27,766	28,398	28,809	28,572	X
4232	Furniture & home furnishings	5,812	5,845	5,912	6,016	6,254	6,517	6,779	6,894	6,677	6,727	6,617	6,484	X
4233	Lumber & other construction materials	8,530	8,733	9,073	9,148	9,155	9,211	9,062	8,755	8,646	8,383	8,367	8,384	X
4234	Professional & commercial equip. & supplies	29,138	28,492	27,852	28,523	27,993	27,905	28,542	28,056	28,633	29,526	29,390	28,275	X
42343	Computer & computer peripheral equip. & software	13,631	13,328	12,095	12,614	11,903	11,854	12,335	11,986	12,587	13,612	13,133	12,293	X
4235	Metals & minerals, ex. petroleum	13,115	13,371	13,636	14,035	13,953	14,123	14,337	14,198	14,049	13,750	13,572	13,571	X
4236	Electrical and electronic goods	27,629	27,751	27,527	27,742	28,314	29,198	30,243	30,497	30,553	31,006	31,388	31,049	X
4237	Hardware, & plumbing & heating equip. & supplies	10,457	10,846	10,930	11,326	11,393	11,612	11,539	11,611	11,373	11,296	11,291	11,411	X
4238	Machinery, equipment, & supplies	49,308	50,240	51,485	52,499	52,970	53,143	52,962	52,749	51,932	51,418	51,436	50,985	X
4239	Miscellaneous durable goods	19,240	19,673	19,454	19,937	20,381	20,807	21,272	21,252	20,595	20,625	20,233	19,974	X
424	Nondurable goods	105,482	103,199	103,289	102,421	100,202	100,263	100,812	100,605	102,980	109,370	110,907	111,665	X
4241	Paper & paper products	6,228	6,148	6,421	6,569	6,575	6,523	6,594	6,616	6,620	6,829	6,860	6,873	X
4242	Drugs & druggists' sundries	20,436	19,367	19,913	19,972	18,995	20,162	20,809	20,211	21,300	22,451	22,413	23,959	X
4243	Apparel, piece goods, & notions	14,412	13,879	13,334	13,556	14,056	14,208	14,645	14,523	14,491	14,091	13,601	13,994	X
4244	Grocery & related products	20,261	20,026	20,155	20,138	20,083	19,926	19,959	20,042	20,653	21,674	22,148	21,157	X
4245	Farm product raw materials	11,136	10,217	9,931	9,157	7,988	7,098	6,563	6,507	7,174	10,421	11,410	11,418	X
4246	Chemicals & allied products	6,080	6,175	6,289	6,275	6,278	6,298	6,341	6,275	6,095	6,035	6,068	6,153	X
4247	Petroleum & petroleum products	4,206	4,255	4,304	4,254	4,159	4,410	4,365	4,589	4,491	4,578	4,943	4,908	X
4248	Beer, wine, & distilled alcoholic beverages	6,397	6,614	6,687	6,956	6,973	6,950	6,948	6,912	7,138	7,447	7,321	6,544	X
4249	Miscellaneous nondurable goods	16,326	16,518	16,255	15,544	15,095	14,688	14,588	14,930	15,018	15,844	16,143	16,659	X
42	Inventories/sales ratios, total	1.43	1.36	1.20	1.35	1.23	1.22	1.34	1.22	1.28	1.25	1.32	1.35	X
423	Durable goods	1.74	1.67	1.46	1.68	1.55	1.52	1.70	1.53	1.58	1.53	1.64	1.70	X
4231	Motor vehicle & motor vehicle parts & supplies	1.74	1.63	1.43	1.57	1.51	1.47	1.61	1.43	1.55	1.47	1.53	1.53	X
4232	Furniture & home furnishings	1.59	1.46	1.30	1.46	1.39	1.41	1.62	1.43	1.45	1.38	1.43	1.59	X
4233	Lumber & other construction materials	1.34	1.32	1.16	1.29	1.13	1.12	1.24	1.08	1.20	1.11	1.23	1.42	X
4234	Professional & commercial equip. & supplies	1.36	1.29	1.06	1.31	1.19	1.13	1.29	1.12	1.14	1.20	1.30	1.24	X
42343	Computer & computer peripheral equip. & software	1.00	0.97	0.72	0.93	0.82	0.78	0.91	0.77	0.81	0.90	0.96	0.88	X
4235	Metals & minerals, ex. petroleum	1.72	1.71	1.57	1.85	1.71	1.70	1.93	1.69	1.83	1.75	1.84	2.00	X
4236	Electrical and electronic goods	1.47	1.40	1.23	1.42	1.31	1.26	1.42	1.29	1.31	1.31	1.43	1.50	X
4237	Hardware, & plumbing & heating equip. & supplies	2.01	1.95	1.77	1.97	1.73	1.71	1.91	1.80	1.89	1.74	1.95	2.19	X
4238	Machinery, equipment, & supplies	2.61	2.51	2.24	2.53	2.31	2.27	2.58	2.36	2.46	2.31	2.49	2.53	X
4239	Miscellaneous durable goods	1.65	1.55	1.35	1.58	1.45	1.52	1.67	1.55	1.51	1.41	1.44	1.61	X
424	Nondurable goods	1.07	1.01	0.90	0.98	0.87	0.87	0.94	0.87	0.93	0.93	0.98	0.98	X
4241	Paper & paper products	1.04	1.02	0.93	1.10	0.99	0.99	1.07	0.94	1.00	0.98	1.05	1.10	X
4242	Drugs & druggists' sundries	1.57	1.46	1.32	1.50	1.28	1.35	1.51	1.31	1.44	1.41	1.42	1.51	X
4243	Apparel, piece goods, & notions	2.10	1.65	1.44	1.84	1.87	1.75	1.86	1.59	1.69	1.57	1.71	2.17	X
4244	Grocery & related products	0.71	0.70	0.63	0.67	0.60	0.62	0.63	0.62	0.68	0.68	0.70	0.67	X
4245	Farm product raw materials	1.34	1.23	1.11	1.16	0.90	0.85	0.87	0.80	0.91	1.08	1.25	1.19	X
4246	Chemicals & allied products	1.29	1.30	1.15	1.27	1.15	1.12	1.26	1.11	1.18	1.10	1.19	1.26	X
4247	Petroleum & petroleum products	0.31	0.29	0.27	0.29	0.26	0.26	0.27	0.27	0.26	0.25	0.29	0.27	X
4248	Beer, wine, & distilled alcoholic beverages	1.51	1.34	1.11	1.30	1.08	1.04	1.23	1.04	1.21	1.18	1.12	0.98	X
4249	Miscellaneous nondurable goods	1.25	1.26	1.04	1.01	0.93	0.94	1.10	1.09	1.11	1.15	1.19	1.19	X

See footnotes at end of table.

Table 1. Revised Adjusted and Unadjusted Estimates of Monthly Sales, Inventories, and Inventories/Sales Ratios of Merchant Wholesalers, Except Manufacturers' Sales Branches and Offices: January 1992 Through January 2006—Con.

[Sales and Inventory estimates are shown in millions of dollars. Estimates are based on data from the Monthly Wholesale Trade Survey and Annual Wholesale Trade Survey. Estimates have been adjusted using final results of the 2002 Economic Census]

NAICS code	Kind of business	1999											
		Jan.	Feb.	Mar.	Apr.	May	June	July	Aug.	Sept.	Oct.	Nov.	Dec.
	ADJUSTED¹												
42	Sales, total	204,181	206,856	209,359	210,145	214,770	216,526	217,499	218,978	220,899	223,817	226,182	227,783
423	Durable goods	110,533	113,328	113,663	113,669	115,864	116,794	117,878	117,990	118,823	120,996	121,739	123,413
4231	Motor vehicle & motor vehicle parts & supplies	15,825	17,431	16,742	17,117	17,436	17,675	18,073	17,740	18,167	18,735	18,366	18,601
4232	Furniture & home furnishings	3,688	3,764	3,739	3,774	3,840	3,842	4,036	3,978	3,949	4,099	4,048	4,137
4233	Lumber & other construction materials	6,800	6,986	7,121	7,171	7,356	7,522	7,625	7,401	7,509	7,558	7,802	7,626
4234	Professional & commercial equip. & supplies	22,186	22,492	22,866	22,798	23,314	23,496	23,684	23,842	23,622	24,336	24,381	24,399
42343	Computer & computer peripheral equip. & software	13,566	13,984	14,244	14,050	14,555	14,133	14,895	15,059	14,762	15,514	15,236	15,377
4235	Metals & minerals, ex. petroleum	7,361	7,268	7,242	7,027	7,056	7,008	7,027	6,910	6,985	7,324	7,529	7,804
4236	Electrical and electronic goods	17,006	17,551	17,720	17,895	18,098	18,361	18,693	18,906	19,166	19,524	20,055	20,793
4237	Hardware, & plumbing & heating equip. & supplies	5,653	5,614	5,687	5,673	5,719	5,705	5,752	5,786	5,714	5,719	5,758	5,807
4238	Machinery, equipment, & supplies	20,121	20,166	20,652	20,327	20,697	20,807	20,788	20,872	20,668	20,760	20,802	20,807
4239	Miscellaneous durable goods	11,893	12,056	11,894	11,887	12,348	12,378	12,200	12,555	13,043	12,941	12,998	13,439
424	Nondurable goods	93,648	93,528	95,696	96,476	98,906	99,732	99,621	100,988	102,076	102,821	104,443	104,370
4241	Paper & paper products	5,858	5,918	5,682	5,930	6,035	6,146	6,158	6,203	6,284	6,393	6,364	6,109
4242	Drugs & druggists' sundries	11,616	11,743	11,934	12,337	12,464	12,610	12,732	12,927	12,853	12,922	13,384	13,780
4243	Apparel, piece goods, & notions	7,312	7,203	7,773	7,543	7,607	7,500	7,504	7,501	7,584	7,520	7,642	7,638
4244	Grocery & related products	28,558	28,684	29,139	28,967	29,745	29,277	29,382	29,793	30,477	30,527	30,688	30,851
4245	Farm product raw materials	8,266	8,435	8,414	7,992	8,789	8,831	8,392	8,183	8,481	8,398	8,329	7,877
4246	Chemicals & allied products	4,754	4,473	4,692	4,640	4,744	4,971	4,831	4,819	4,819	4,916	4,996	4,998
4247	Petroleum & petroleum products	9,504	9,073	10,221	10,977	11,279	11,461	12,043	12,702	12,739	12,700	13,317	13,531
4248	Beer, wine, & distilled alcoholic beverages	5,427	5,415	5,387	5,483	5,510	5,539	5,532	5,625	5,799	5,843	5,836	5,724
4249	Miscellaneous nondurable goods	12,353	12,524	12,454	12,607	12,733	13,397	13,047	13,173	13,040	13,602	13,891	13,862
42	Inventories, total	272,807	275,006	275,765	276,084	276,548	276,914	279,901	280,942	282,768	285,740	289,263	290,418
423	Durable goods	179,230	180,251	180,759	180,002	181,368	182,242	183,827	183,867	185,395	187,092	189,895	190,946
4231	Motor vehicle & motor vehicle parts & supplies	24,005	24,170	24,557	24,653	25,157	25,303	25,811	26,097	26,425	26,495	27,064	27,180
4232	Furniture & home furnishings	5,375	5,441	5,451	5,385	5,427	5,545	5,598	5,583	5,625	5,823	5,709	5,874
4233	Lumber & other construction materials	7,772	7,769	7,903	8,046	8,187	8,202	8,402	8,416	8,499	8,583	8,483	8,555
4234	Professional & commercial equip. & supplies	26,546	27,234	27,071	26,126	26,712	27,006	26,897	26,860	27,065	27,668	28,268	28,466
42343	Computer & computer peripheral equip. & software	12,587	13,309	12,599	11,698	12,572	12,709	12,636	12,658	12,539	13,060	13,351	13,544
4235	Metals & minerals, ex. petroleum	12,939	12,592	12,154	12,134	12,264	12,286	12,159	12,054	12,199	12,379	12,640	12,856
4236	Electrical and electronic goods	24,639	24,903	24,680	24,443	24,801	25,009	25,685	25,731	26,014	26,410	27,080	27,776
4237	Hardware, & plumbing & heating equip. & supplies	10,467	10,386	10,410	10,400	10,420	10,437	10,559	10,342	10,449	10,505	10,673	10,617
4238	Machinery, equipment, & supplies	48,963	49,324	49,741	50,323	49,973	50,209	50,609	50,575	50,635	50,654	51,005	50,634
4239	Miscellaneous durable goods	18,524	18,432	18,792	18,492	18,427	18,245	18,107	18,209	18,484	18,575	18,973	18,988
424	Nondurable goods	93,577	94,755	95,006	96,082	95,180	94,672	96,074	97,075	97,373	98,648	99,368	99,472
4241	Paper & paper products	5,794	5,823	5,876	5,912	5,913	5,970	6,039	6,081	6,113	6,122	6,176	5,985
4242	Drugs & druggists' sundries	15,831	16,112	16,303	17,057	17,409	17,690	18,051	18,297	18,187	18,796	18,734	18,794
4243	Apparel, piece goods, & notions	13,586	14,228	13,722	13,477	13,339	13,080	13,129	13,104	12,969	13,095	13,385	13,621
4244	Grocery & related products	18,941	19,272	19,447	19,927	19,740	19,241	19,845	19,932	20,026	20,205	20,557	20,427
4245	Farm product raw materials	8,665	8,567	8,645	8,698	8,686	8,532	8,444	9,000	9,075	9,208	8,809	8,621
4246	Chemicals & allied products	5,864	5,877	5,785	5,796	5,765	5,738	5,839	5,771	5,821	5,873	5,913	6,099
4247	Petroleum & petroleum products	3,759	3,815	3,857	3,928	3,894	4,029	4,151	4,091	4,230	4,199	4,240	3,980
4248	Beer, wine, & distilled alcoholic beverages	6,403	6,607	6,951	6,687	6,882	6,705	6,832	6,804	6,666	6,661	6,630	6,708
4249	Miscellaneous nondurable goods	14,734	14,454	14,420	14,400	13,552	13,687	13,744	13,995	14,286	14,489	14,924	15,237
42	Inventories/sales ratios, total	1.34	1.33	1.32	1.31	1.29	1.28	1.29	1.28	1.28	1.28	1.28	1.27
423	Durable goods	1.62	1.59	1.59	1.58	1.57	1.56	1.56	1.56	1.56	1.55	1.56	1.55
4231	Motor vehicle & motor vehicle parts & supplies	1.52	1.39	1.47	1.44	1.44	1.43	1.43	1.47	1.45	1.41	1.47	1.46
4232	Furniture & home furnishings	1.46	1.45	1.46	1.43	1.41	1.44	1.39	1.40	1.42	1.42	1.41	1.41
4233	Lumber & other construction materials	1.14	1.11	1.11	1.12	1.11	1.09	1.10	1.14	1.13	1.14	1.09	1.12
4234	Professional & commercial equip. & supplies	1.20	1.21	1.18	1.15	1.15	1.15	1.14	1.13	1.15	1.14	1.16	1.17
42343	Computer & computer peripheral equip. & software	0.93	0.95	0.88	0.83	0.86	0.90	0.85	0.84	0.85	0.84	0.88	0.88
4235	Metals & minerals, ex. petroleum	1.76	1.73	1.68	1.73	1.74	1.75	1.73	1.74	1.75	1.69	1.68	1.65
4236	Electrical and electronic goods	1.45	1.42	1.39	1.37	1.37	1.36	1.37	1.36	1.36	1.35	1.35	1.34
4237	Hardware, & plumbing & heating equip. & supplies	1.85	1.85	1.83	1.83	1.82	1.83	1.84	1.79	1.83	1.84	1.85	1.83
4238	Machinery, equipment, & supplies	2.43	2.45	2.41	2.48	2.41	2.41	2.43	2.42	2.45	2.44	2.45	2.43
4239	Miscellaneous durable goods	1.56	1.53	1.58	1.56	1.49	1.47	1.48	1.45	1.42	1.44	1.46	1.41
424	Nondurable goods	1.00	1.01	0.99	1.00	0.96	0.95	0.96	0.96	0.95	0.96	0.95	0.95
4241	Paper & paper products	0.99	0.98	1.03	1.00	0.98	0.97	0.98	0.98	0.97	0.96	0.97	0.98
4242	Drugs & druggists' sundries	1.36	1.37	1.37	1.38	1.40	1.40	1.42	1.42	1.42	1.45	1.40	1.36
4243	Apparel, piece goods, & notions	1.86	1.98	1.77	1.79	1.75	1.74	1.75	1.75	1.71	1.74	1.75	1.78
4244	Grocery & related products	0.66	0.67	0.67	0.69	0.66	0.66	0.66	0.67	0.66	0.66	0.67	0.66
4245	Farm product raw materials	1.05	1.01	1.03	1.11	0.99	0.97	1.01	1.10	1.07	1.10	1.06	1.09
4246	Chemicals & allied products	1.23	1.31	1.23	1.25	1.22	1.15	1.21	1.18	1.21	1.19	1.18	1.22
4247	Petroleum & petroleum products	0.40	0.42	0.38	0.36	0.35	0.35	0.34	0.32	0.33	0.33	0.32	0.29
4248	Beer, wine, & distilled alcoholic beverages	1.18	1.22	1.29	1.22	1.25	1.21	1.23	1.21	1.15	1.14	1.14	1.17
4249	Miscellaneous nondurable goods	1.19	1.15	1.16	1.14	1.06	1.02	1.05	1.06	1.10	1.07	1.07	1.10

See footnotes at end of table.

Table 1. Revised Adjusted and Unadjusted Estimates of Monthly Sales, Inventories, and Inventories/Sales Ratios of Merchant Wholesalers, Except Manufacturers' Sales Branches and Offices: January 1992 Through January 2006—Con.

[Sales and Inventory estimates are shown in millions of dollars. Estimates are based on data from the Monthly Wholesale Trade Survey and Annual Wholesale Trade Survey. Estimates have been adjusted using final results of the 2002 Economic Census]

NAICS code	Kind of business	1999												Total
		Jan.	Feb.	Mar.	Apr.	May	June	July	Aug.	Sept.	Oct.	Nov.	Dec.	
	UNADJUSTED²													
42	Sales, total	184,434	188,602	225,471	212,372	211,738	226,910	215,120	223,078	226,580	226,868	225,903	232,083	2,599,159
423	Durable goods	97,358	102,247	123,416	114,675	112,860	123,983	116,968	121,319	124,122	123,522	121,044	124,857	1,406,371
4231	Motor vehicle & motor vehicle parts & supplies	13,847	15,758	18,584	17,921	17,174	18,718	17,928	17,953	17,749	18,904	18,513	19,308	212,357
4232	Furniture & home furnishings	3,179	3,365	3,960	3,827	3,721	3,942	3,967	4,197	4,166	4,279	4,259	4,063	46,925
4233	Lumber & other construction materials	5,617	5,917	7,335	7,400	7,540	8,485	8,159	8,186	7,952	7,792	7,396	6,726	88,505
4234	Professional & commercial equip. & supplies	19,701	20,085	25,153	22,046	21,962	25,141	23,187	24,247	26,008	24,312	23,333	26,668	281,843
42343	Computer & computer peripheral equip. & software	12,128	12,502	15,868	13,333	13,434	15,419	14,478	15,315	16,474	15,483	14,307	17,038	175,779
4235	Metals & minerals, ex. petroleum	6,934	6,876	7,843	7,287	6,908	7,456	6,936	7,180	7,118	7,368	7,288	7,320	86,514
4236	Electrical and electronic goods	15,118	15,989	19,138	17,358	17,175	19,151	18,562	19,568	20,546	20,598	20,316	20,606	224,125
4237	Hardware, & plumbing & heating equip. & supplies	4,958	4,963	5,806	5,735	5,770	6,350	6,040	6,081	5,840	5,919	5,718	5,325	68,505
4238	Machinery, equipment, & supplies	17,847	18,371	22,882	21,547	20,842	22,201	20,331	21,164	20,709	20,490	20,261	21,348	247,993
4239	Miscellaneous durable goods	10,157	10,923	12,715	11,554	11,768	12,539	11,858	12,743	14,034	13,860	13,960	13,493	149,604
424	Nondurable goods	87,076	86,355	102,055	97,697	98,878	102,927	98,152	101,759	102,458	103,346	104,859	107,226	1,192,788
4241	Paper & paper products	5,489	5,409	6,091	5,888	5,800	6,355	5,998	6,519	6,573	6,585	6,354	6,097	73,158
4242	Drugs & druggists' sundries	11,407	10,933	12,829	12,460	11,791	12,787	12,286	12,733	13,072	12,832	13,625	14,772	151,527
4243	Apparel, piece goods, & notions	6,617	7,405	9,094	7,196	6,496	7,643	7,609	8,184	8,426	8,122	7,344	6,233	90,369
4244	Grocery & related products	26,473	25,902	30,509	28,851	30,548	29,863	30,288	30,389	30,294	30,527	31,087	31,622	356,093
4245	Farm product raw materials	8,572	8,181	9,095	7,688	8,270	8,522	7,351	7,436	8,065	8,977	9,254	8,940	100,411
4246	Chemicals & allied products	4,450	4,227	5,025	4,733	4,772	5,344	4,850	5,023	4,809	4,896	4,826	4,758	57,713
4247	Petroleum & petroleum products	9,314	8,529	10,395	11,240	11,302	11,621	11,923	12,880	12,586	12,840	13,104	14,005	139,739
4248	Beer, wine, & distilled alcoholic beverages	4,032	4,435	5,479	5,483	5,587	6,176	5,621	5,889	5,828	5,849	6,180	6,771	67,330
4249	Miscellaneous nondurable goods	10,722	11,334	13,538	14,158	14,312	14,616	15,486	12,646	12,805	12,718	13,085	14,028	156,448
42	Inventories, total	276,031	276,886	276,657	277,307	275,001	274,771	279,296	277,241	279,445	288,082	291,152	290,693	X
423	Durable goods	178,274	180,339	180,871	181,645	182,736	183,148	186,170	184,130	184,542	186,545	188,474	187,828	X
4231	Motor vehicle & motor vehicle parts & supplies	24,293	25,064	25,097	25,097	25,283	24,974	25,501	25,184	25,949	26,469	27,253	26,718	X
4232	Furniture & home furnishings	5,278	5,310	5,315	5,229	5,389	5,623	5,783	5,784	5,811	5,939	5,652	5,739	X
4233	Lumber & other construction materials	7,593	7,730	8,101	8,287	8,424	8,473	8,604	8,466	8,474	8,283	8,161	8,153	X
4234	Professional & commercial equip. & supplies	26,732	27,125	26,827	26,387	26,472	26,709	27,166	26,672	26,848	28,083	28,692	28,295	X
42343	Computer & computer peripheral equip. & software	12,751	13,096	12,271	11,920	12,421	12,493	12,826	12,531	12,389	13,269	13,725	13,625	X
4235	Metals & minerals, ex. petroleum	13,004	12,592	12,227	12,219	12,313	12,335	12,317	12,090	12,114	12,169	12,400	12,946	X
4236	Electrical and electronic goods	24,614	24,853	24,260	24,223	24,751	25,184	26,250	26,220	26,222	26,331	26,999	27,304	X
4237	Hardware, & plumbing & heating equip. & supplies	10,289	10,365	10,514	10,598	10,618	10,625	10,622	10,414	10,386	10,316	10,460	10,437	X
4238	Machinery, equipment, & supplies	47,984	48,979	50,189	51,279	51,022	50,962	51,621	50,727	49,977	50,046	50,036	49,723	X
4239	Miscellaneous durable goods	18,487	18,321	18,341	18,326	18,464	18,263	18,306	18,573	18,761	18,909	18,821	18,513	X
424	Nondurable goods	97,757	96,547	95,786	95,662	92,265	91,623	93,126	93,111	94,903	101,537	102,678	102,865	X
4241	Paper & paper products	5,806	5,759	5,917	6,024	5,931	5,940	6,039	6,020	6,058	6,104	6,188	6,045	X
4242	Drugs & druggists' sundries	16,844	16,144	16,368	17,125	16,643	17,354	17,925	17,620	17,951	19,172	18,809	19,301	X
4243	Apparel, piece goods, & notions	14,048	14,200	13,159	12,951	13,099	13,302	13,589	13,536	13,241	13,095	12,930	13,594	X
4244	Grocery & related products	18,865	18,867	19,253	19,648	19,562	19,068	19,607	19,653	20,026	21,033	21,338	20,672	X
4245	Farm product raw materials	10,900	9,989	9,328	8,693	7,279	6,587	6,257	6,552	7,269	10,782	11,038	10,587	X
4246	Chemicals & allied products	5,864	5,918	5,837	5,819	5,823	5,749	5,903	5,759	5,728	5,756	5,872	6,129	X
4247	Petroleum & petroleum products	3,751	3,754	3,768	3,873	3,847	3,952	4,097	4,075	4,238	4,262	4,333	4,215	X
4248	Beer, wine, & distilled alcoholic beverages	5,987	6,363	6,784	6,740	6,841	6,846	6,941	6,811	6,906	7,134	6,948	6,171	X
4249	Miscellaneous nondurable goods	15,692	15,553	15,372	14,789	13,240	12,825	12,768	13,085	13,486	14,199	15,222	16,151	X
42	Inventories/sales ratios, total	1.50	1.47	1.23	1.31	1.30	1.21	1.30	1.24	1.23	1.27	1.29	1.25	X
423	Durable goods	1.83	1.76	1.47	1.58	1.62	1.48	1.59	1.52	1.49	1.51	1.56	1.50	X
4231	Motor vehicle & motor vehicle parts & supplies	1.75	1.59	1.35	1.40	1.47	1.33	1.42	1.40	1.46	1.40	1.47	1.38	X
4232	Furniture & home furnishings	1.66	1.58	1.34	1.37	1.45	1.43	1.46	1.38	1.39	1.39	1.33	1.41	X
4233	Lumber & other construction materials	1.35	1.31	1.10	1.12	1.12	1.00	1.05	1.03	1.07	1.06	1.10	1.21	X
4234	Professional & commercial equip. & supplies	1.36	1.35	1.07	1.20	1.21	1.06	1.17	1.10	1.03	1.16	1.23	1.06	X
42343	Computer & computer peripheral equip. & software	1.05	1.05	0.77	0.89	0.92	0.81	0.89	0.82	0.75	0.86	0.96	0.80	X
4235	Metals & minerals, ex. petroleum	1.88	1.83	1.56	1.68	1.78	1.65	1.78	1.68	1.70	1.65	1.70	1.77	X
4236	Electrical and electronic goods	1.63	1.55	1.27	1.40	1.44	1.32	1.41	1.34	1.28	1.28	1.33	1.33	X
4237	Hardware, & plumbing & heating equip. & supplies	2.08	2.09	1.81	1.85	1.84	1.67	1.76	1.71	1.78	1.74	1.83	1.96	X
4238	Machinery, equipment, & supplies	2.69	2.67	2.19	2.38	2.45	2.30	2.54	2.40	2.41	2.44	2.47	2.33	X
4239	Miscellaneous durable goods	1.82	1.68	1.44	1.59	1.57	1.46	1.54	1.46	1.34	1.36	1.35	1.37	X
424	Nondurable goods	1.12	1.12	0.94	0.98	0.93	0.89	0.95	0.92	0.93	0.98	0.98	0.96	X
4241	Paper & paper products	1.06	1.06	0.97	1.02	1.02	0.93	1.01	0.92	0.92	0.93	0.97	0.99	X
4242	Drugs & druggists' sundries	1.48	1.48	1.28	1.37	1.41	1.36	1.46	1.38	1.37	1.49	1.38	1.31	X
4243	Apparel, piece goods, & notions	2.12	1.92	1.45	1.80	2.02	1.74	1.79	1.65	1.57	1.61	1.76	2.18	X
4244	Grocery & related products	0.71	0.73	0.63	0.68	0.64	0.64	0.65	0.65	0.66	0.69	0.69	0.65	X
4245	Farm product raw materials	1.27	1.22	1.03	1.13	0.88	0.77	0.85	0.87	0.90	1.20	1.19	1.18	X
4246	Chemicals & allied products	1.32	1.40	1.16	1.23	1.22	1.08	1.22	1.15	1.19	1.18	1.22	1.29	X
4247	Petroleum & petroleum products	0.40	0.44	0.36	0.34	0.34	0.34	0.34	0.32	0.34	0.33	0.33	0.30	X
4248	Beer, wine, & distilled alcoholic beverages	1.48	1.43	1.24	1.23	1.22	1.11	1.23	1.16	1.18	1.22	1.12	0.91	X
4249	Miscellaneous nondurable goods	1.46	1.37	1.14	1.04	0.93	0.88	1.02	1.03	1.05	1.12	1.16	1.15	X

See footnotes at end of table.

Table 1. Revised Adjusted and Unadjusted Estimates of Monthly Sales, Inventories, and Inventories/Sales Ratios of Merchant Wholesalers, Except Manufacturers' Sales Branches and Offices: January 1992 Through January 2006—Con.

[Sales and Inventory estimates are shown in millions of dollars. Estimates are based on data from the Monthly Wholesale Trade Survey and Annual Wholesale Trade Survey. Estimates have been adjusted using final results of the 2002 Economic Census]

NAICS code	Kind of business	1998											
		Jan.	Feb.	Mar.	Apr.	May	June	July	Aug.	Sept.	Oct.	Nov.	Dec.
	ADJUSTED¹												
42	Sales, total	201,068	200,976	202,223	202,434	202,077	200,992	202,201	200,940	202,070	203,185	203,149	204,997
423	Durable goods	107,917	108,189	109,199	109,526	108,776	108,935	109,180	108,889	108,625	108,833	108,704	109,529
4231	Motor vehicle & motor vehicle parts & supplies	14,654	14,559	15,151	15,204	15,235	15,082	15,386	15,563	15,741	15,499	15,728	15,839
4232	Furniture & home furnishings	3,609	3,460	3,565	3,524	3,521	3,607	3,555	3,606	3,611	3,553	3,721	3,676
4233	Lumber & other construction materials	6,518	6,466	6,386	6,482	6,501	6,530	6,725	6,788	6,754	6,869	6,881	6,945
4234	Professional & commercial equip. & supplies	20,903	21,228	21,269	21,458	21,032	21,530	21,577	21,726	21,498	21,763	21,250	21,698
42343	Computer & computer peripheral equip. & software	12,643	12,918	13,184	13,548	13,256	13,717	13,540	13,264	12,924	12,929	12,794	12,836
4235	Metals & minerals, ex. petroleum	7,514	7,504	7,672	7,470	7,438	7,384	7,374	7,369	7,358	7,174	7,116	7,084
4236	Electrical and electronic goods	16,396	16,524	16,742	16,790	16,950	16,708	16,792	16,684	16,700	17,166	16,885	16,877
4237	Hardware, & plumbing & heating equip. & supplies	5,475	5,454	5,322	5,360	5,467	5,514	5,551	5,451	5,439	5,409	5,580	5,620
4238	Machinery, equipment, & supplies	20,264	20,400	20,243	20,587	20,570	20,488	20,049	20,161	20,351	19,905	20,195	20,325
4239	Miscellaneous durable goods	12,584	12,594	12,849	12,651	12,062	12,092	12,171	11,541	11,173	11,495	11,348	11,465
424	Nondurable goods	93,151	92,787	93,024	92,908	93,301	92,057	93,021	92,051	93,445	94,352	94,445	95,468
4241	Paper & paper products	5,624	5,658	5,803	5,781	5,759	5,786	5,723	5,720	5,809	5,769	5,756	5,886
4242	Drugs & druggists' sundries	9,910	10,101	10,391	9,989	10,104	10,084	10,419	10,452	10,671	10,891	11,023	11,403
4243	Apparel, piece goods, & notions	7,441	7,454	7,450	7,246	7,129	7,098	7,171	7,236	6,851	7,470	7,141	7,174
4244	Grocery & related products	27,688	28,394	28,027	28,339	28,340	28,459	28,785	28,583	28,715	28,875	28,649	28,716
4245	Farm product raw materials	10,540	9,581	9,392	9,106	9,048	8,767	8,783	8,833	8,798	8,913	8,891	9,229
4246	Chemicals & allied products	4,741	4,730	4,611	4,620	4,701	4,621	4,615	4,689	4,689	4,781	4,803	4,727
4247	Petroleum & petroleum products	10,270	10,037	10,059	10,014	10,165	10,131	10,100	9,377	9,781	9,905	9,834	9,538
4248	Beer, wine, & distilled alcoholic beverages	4,885	4,925	5,049	5,090	5,094	4,929	5,132	5,061	5,471	5,327	5,257	5,354
4249	Miscellaneous nondurable goods	12,052	11,907	12,242	12,723	12,961	12,188	12,267	12,100	12,660	12,421	13,091	13,441
42	Inventories, total	259,051	261,855	263,266	263,051	264,776	264,277	264,614	267,342	269,075	269,765	271,237	272,292
423	Durable goods	168,986	171,031	172,509	172,715	173,536	172,696	172,955	175,233	176,196	177,193	177,294	178,871
4231	Motor vehicle & motor vehicle parts & supplies	23,255	23,625	24,242	23,278	22,890	22,524	22,296	22,791	22,989	23,528	23,181	24,030
4232	Furniture & home furnishings	5,074	5,070	5,027	5,166	5,221	5,239	5,291	5,329	5,360	5,459	5,379	5,392
4233	Lumber & other construction materials	8,090	8,058	7,945	8,068	7,950	7,902	7,945	8,149	7,774	7,794	7,791	7,704
4234	Professional & commercial equip. & supplies	28,144	28,275	28,837	28,952	28,925	28,009	27,913	27,985	27,567	27,113	27,236	26,778
42343	Computer & computer peripheral equip. & software	13,506	13,517	14,372	14,195	14,233	13,685	13,276	13,494	12,977	12,693	12,766	12,856
4235	Metals & minerals, ex. petroleum	12,321	12,412	12,390	12,353	12,464	12,382	12,351	12,699	12,751	12,773	12,896	12,857
4236	Electrical and electronic goods	22,585	22,882	23,376	23,725	23,968	24,085	23,965	24,154	24,391	24,241	24,369	24,653
4237	Hardware, & plumbing & heating equip. & supplies	9,707	10,020	9,939	10,114	10,147	10,257	10,237	10,306	10,260	10,286	10,313	10,368
4238	Machinery, equipment, & supplies	42,329	42,990	43,276	43,517	44,288	44,622	45,277	45,714	46,522	47,254	47,507	48,539
4239	Miscellaneous durable goods	17,481	17,699	17,477	17,542	17,683	17,676	17,680	18,106	18,582	18,745	18,622	18,550
424	Nondurable goods	90,065	90,824	90,757	90,336	91,240	91,581	91,659	92,109	92,879	92,572	93,943	93,421
4241	Paper & paper products	5,655	5,981	6,029	6,009	5,992	5,960	5,927	5,908	5,852	5,715	5,817	5,832
4242	Drugs & druggists' sundries	13,699	14,182	14,404	14,581	14,954	14,635	14,715	14,843	14,825	15,011	15,372	15,547
4243	Apparel, piece goods, & notions	13,660	13,383	13,440	13,540	13,500	13,631	13,584	13,792	13,695	13,799	13,982	14,021
4244	Grocery & related products	19,056	19,265	18,753	19,209	19,405	19,249	19,289	19,304	19,170	18,975	19,049	18,867
4245	Farm product raw materials	8,774	8,547	8,278	7,597	7,481	8,033	7,984	8,142	8,754	8,905	9,016	8,850
4246	Chemicals & allied products	5,466	5,327	5,316	5,483	5,631	5,427	5,610	5,581	5,689	5,662	5,758	5,754
4247	Petroleum & petroleum products	4,109	3,916	3,939	4,001	4,125	4,009	3,949	3,889	4,099	3,907	3,752	3,609
4248	Beer, wine, & distilled alcoholic beverages	5,851	5,991	6,327	5,975	5,994	6,224	6,154	6,325	6,385	6,442	6,608	6,300
4249	Miscellaneous nondurable goods	13,795	14,232	14,271	13,945	14,158	14,414	14,447	14,325	14,400	14,156	14,589	14,641
42	Inventories/sales ratios, total	1.29	1.30	1.30	1.30	1.31	1.31	1.31	1.33	1.33	1.33	1.34	1.33
423	Durable goods	1.57	1.58	1.58	1.58	1.60	1.59	1.58	1.61	1.62	1.63	1.63	1.63
4231	Motor vehicle & motor vehicle parts & supplies	1.59	1.62	1.60	1.53	1.50	1.49	1.45	1.46	1.46	1.52	1.47	1.52
4232	Furniture & home furnishings	1.41	1.47	1.41	1.47	1.48	1.45	1.49	1.48	1.48	1.54	1.45	1.47
4233	Lumber & other construction materials	1.24	1.25	1.24	1.24	1.22	1.21	1.18	1.20	1.15	1.13	1.13	1.11
4234	Professional & commercial equip. & supplies	1.35	1.33	1.36	1.35	1.38	1.30	1.29	1.29	1.28	1.25	1.28	1.23
42343	Computer & computer peripheral equip. & software	1.07	1.05	1.09	1.05	1.07	1.00	0.98	1.02	1.00	0.98	1.00	1.00
4235	Metals & minerals, ex. petroleum	1.64	1.65	1.61	1.65	1.68	1.68	1.67	1.72	1.73	1.78	1.81	1.81
4236	Electrical and electronic goods	1.38	1.38	1.40	1.41	1.41	1.44	1.43	1.45	1.46	1.41	1.44	1.46
4237	Hardware, & plumbing & heating equip. & supplies	1.77	1.84	1.87	1.89	1.86	1.86	1.84	1.89	1.89	1.90	1.85	1.84
4238	Machinery, equipment, & supplies	2.09	2.11	2.14	2.11	2.15	2.18	2.26	2.27	2.29	2.37	2.35	2.39
4239	Miscellaneous durable goods	1.39	1.41	1.36	1.39	1.47	1.46	1.45	1.57	1.66	1.63	1.64	1.62
424	Nondurable goods	0.97	0.98	0.98	0.97	0.98	0.99	0.99	1.00	0.99	0.98	0.99	0.98
4241	Paper & paper products	1.01	1.06	1.04	1.04	1.04	1.03	1.04	1.03	1.01	0.99	1.01	0.99
4242	Drugs & druggists' sundries	1.38	1.40	1.39	1.46	1.48	1.45	1.41	1.42	1.39	1.38	1.39	1.36
4243	Apparel, piece goods, & notions	1.84	1.80	1.80	1.87	1.89	1.92	1.89	1.91	2.00	1.85	1.96	1.95
4244	Grocery & related products	0.69	0.68	0.67	0.68	0.68	0.68	0.67	0.68	0.67	0.66	0.66	0.66
4245	Farm product raw materials	0.83	0.89	0.88	0.83	0.83	0.92	0.91	0.92	0.99	1.00	1.01	0.96
4246	Chemicals & allied products	1.15	1.13	1.15	1.19	1.20	1.18	1.21	1.19	1.22	1.18	1.20	1.22
4247	Petroleum & petroleum products	0.40	0.39	0.39	0.40	0.41	0.40	0.39	0.41	0.42	0.39	0.38	0.38
4248	Beer, wine, & distilled alcoholic beverages	1.20	1.22	1.25	1.17	1.18	1.26	1.20	1.25	1.17	1.21	1.26	1.18
4249	Miscellaneous nondurable goods	1.14	1.20	1.17	1.10	1.09	1.18	1.18	1.18	1.14	1.14	1.11	1.09

See footnotes at end of table.

Table 1. Revised Adjusted and Unadjusted Estimates of Monthly Sales, Inventories, and Inventories/Sales Ratios of Merchant Wholesalers, Except Manufacturers' Sales Branches and Offices: January 1992 Through January 2006—Con.

[Sales and Inventory estimates are shown in millions of dollars. Estimates are based on data from the Monthly Wholesale Trade Survey and Annual Wholesale Trade Survey. Estimates have been adjusted using final results of the 2002 Economic Census]

NAICS code	Kind of business	1998												Total
		Jan.	Feb.	Mar.	Apr.	May	June	July	Aug.	Sept.	Oct.	Nov.	Dec.	
	UNADJUSTED²													
42	Sales, total	187,750	183,337	211,184	204,583	198,874	210,701	204,982	199,128	207,425	212,915	196,656	209,585	2,427,120
423	Durable goods	98,289	97,590	115,308	109,998	105,782	115,744	110,970	108,472	113,601	115,044	104,493	111,254	1,306,545
4231	Motor vehicle & motor vehicle parts & supplies	13,071	13,176	16,469	15,782	15,250	15,912	15,694	15,174	15,552	15,917	15,256	16,488	183,741
4232	Furniture & home furnishings	3,216	3,083	3,693	3,549	3,398	3,751	3,562	3,675	3,781	3,859	3,803	3,650	43,020
4233	Lumber & other construction materials	5,547	5,444	6,322	6,676	6,664	7,301	7,492	7,290	7,159	7,350	6,379	6,160	79,784
4234	Professional & commercial equip. & supplies	19,461	19,020	22,694	20,986	19,581	22,908	21,663	21,552	23,411	22,633	19,720	23,889	257,518
42343	Computer & computer peripheral equip. & software	11,809	11,639	14,225	13,087	12,063	14,814	13,513	13,184	14,204	13,356	11,758	14,184	157,836
4235	Metals & minerals, ex. petroleum	7,319	7,114	8,155	7,702	7,072	7,797	7,403	7,288	7,535	7,425	6,661	6,744	88,514
4236	Electrical and electronic goods	14,937	15,053	17,546	16,186	16,086	17,393	17,077	16,834	18,119	18,642	16,547	16,725	201,145
4237	Hardware, & plumbing & heating equip. & supplies	4,933	4,778	5,253	5,328	5,462	6,209	6,012	5,527	5,646	5,826	5,362	5,204	65,540
4238	Machinery, equipment, & supplies	18,643	18,625	21,903	21,555	20,632	22,127	20,249	19,556	20,331	20,403	18,963	20,711	243,698
4239	Miscellaneous durable goods	11,162	11,297	13,273	12,234	11,338	12,346	11,818	11,576	12,067	12,989	11,802	11,683	143,585
424	Nondurable goods	89,461	85,747	95,876	94,585	93,092	94,957	94,012	90,656	93,824	97,871	92,163	98,331	1,120,575
4241	Paper & paper products	5,422	5,171	6,029	5,769	5,500	5,977	5,769	5,857	6,111	6,138	5,555	5,804	69,102
4242	Drugs & druggists' sundries	10,138	9,394	10,724	10,109	9,548	10,175	10,429	9,888	10,916	11,261	10,747	12,270	125,599
4243	Apparel, piece goods, & notions	6,957	7,670	8,277	7,036	6,010	7,084	7,616	7,699	7,742	8,299	6,563	5,868	86,821
4244	Grocery & related products	26,497	25,640	28,616	28,254	28,737	29,227	29,764	28,812	28,370	29,741	28,391	29,577	341,626
4245	Farm product raw materials	11,215	9,236	9,768	8,733	8,632	8,434	7,975	7,755	8,666	9,715	9,327	10,586	110,424
4246	Chemicals & allied products	4,608	4,456	4,731	4,735	4,757	4,966	4,750	4,698	4,675	4,948	4,481	4,495	56,300
4247	Petroleum & petroleum products	10,198	9,445	9,918	10,164	10,297	10,131	10,282	9,321	9,713	10,113	9,657	9,776	119,015
4248	Beer, wine, & distilled alcoholic beverages	3,796	4,019	4,898	5,090	5,237	5,447	5,435	5,107	5,515	5,583	5,346	6,286	61,759
4249	Miscellaneous nondurable goods	10,630	10,716	12,915	14,695	14,374	13,516	11,992	11,519	12,116	12,073	12,096	13,669	150,311
42	Inventories, total	262,681	263,903	264,171	264,459	263,407	261,957	264,087	263,800	265,598	271,986	273,061	272,575	X
423	Durable goods	168,306	171,113	172,558	174,229	174,823	173,392	175,213	175,610	175,318	176,653	175,872	175,994	X
4231	Motor vehicle & motor vehicle parts & supplies	23,557	24,546	24,703	23,697	23,050	22,231	22,073	22,107	22,575	23,457	23,297	23,453	X
4232	Furniture & home furnishings	4,978	4,943	4,921	5,021	5,190	5,323	5,450	5,526	5,542	5,552	5,331	5,268	X
4233	Lumber & other construction materials	7,904	8,034	8,152	8,294	8,173	8,163	8,120	8,198	7,758	7,513	7,503	7,365	X
4234	Professional & commercial equip. & supplies	28,369	28,105	28,693	29,213	28,694	27,701	28,192	27,733	27,236	27,465	27,617	26,698	X
42343	Computer & computer peripheral equip. & software	13,749	13,274	14,099	14,380	14,048	13,480	13,462	13,305	12,769	12,896	13,111	12,985	X
4235	Metals & minerals, ex. petroleum	12,420	12,400	12,502	12,452	12,526	12,456	12,499	12,712	12,636	12,530	12,612	12,947	X
4236	Electrical and electronic goods	22,585	22,859	22,955	23,535	23,920	24,326	24,564	24,685	24,537	24,047	24,223	24,234	X
4237	Hardware, & plumbing & heating equip. & supplies	9,532	9,990	10,048	10,306	10,360	10,421	10,278	10,358	10,209	10,121	10,117	10,181	X
4238	Machinery, equipment, & supplies	41,567	42,732	43,579	44,344	45,174	45,113	46,092	45,805	45,871	46,829	46,699	47,762	X
4239	Miscellaneous durable goods	17,394	17,504	17,005	17,367	17,736	17,658	17,945	18,486	18,954	19,139	18,473	18,086	X
424	Nondurable goods	94,375	92,790	91,613	90,230	88,584	88,565	88,874	88,190	90,280	95,333	97,189	96,581	X
4241	Paper & paper products	5,729	5,927	6,071	6,123	5,968	5,942	5,939	5,843	5,811	5,686	5,794	5,890	X
4242	Drugs & druggists' sundries	14,617	14,281	14,433	14,654	14,266	14,284	14,612	14,368	14,632	15,311	15,418	15,873	X
4243	Apparel, piece goods, & notions	14,138	13,383	12,916	13,039	13,230	13,863	14,059	14,178	13,955	13,758	13,521	14,021	X
4244	Grocery & related products	19,018	18,822	18,547	18,940	19,230	19,056	19,115	18,937	19,208	19,848	19,792	19,937	X
4245	Farm product raw materials	11,160	10,103	9,882	7,475	6,247	6,177	5,908	5,805	6,837	10,463	11,342	10,912	X
4246	Chemicals & allied products	5,461	5,386	5,580	5,510	5,687	5,438	5,649	5,575	5,591	5,543	5,718	5,783	X
4247	Petroleum & petroleum products	4,093	3,838	3,829	3,957	4,100	3,905	3,894	3,881	4,115	4,012	3,846	3,793	X
4248	Beer, wine, & distilled alcoholic beverages	5,453	5,751	6,156	6,001	5,910	6,336	6,277	6,338	6,653	6,938	6,965	5,796	X
4249	Miscellaneous nondurable goods	14,706	15,299	15,299	14,531	13,946	13,564	13,421	13,265	13,478	13,774	14,793	15,476	X
42	Inventories/sales ratios, total	1.40	1.44	1.25	1.29	1.32	1.24	1.29	1.32	1.28	1.28	1.39	1.30	X
423	Durable goods	1.71	1.75	1.50	1.58	1.65	1.50	1.58	1.62	1.54	1.54	1.68	1.58	X
4231	Motor vehicle & motor vehicle parts & supplies	1.80	1.86	1.50	1.50	1.51	1.40	1.41	1.46	1.45	1.47	1.53	1.42	X
4232	Furniture & home furnishings	1.55	1.60	1.33	1.41	1.53	1.42	1.53	1.50	1.47	1.44	1.40	1.44	X
4233	Lumber & other construction materials	1.42	1.48	1.29	1.24	1.23	1.12	1.08	1.12	1.08	1.02	1.18	1.20	X
4234	Professional & commercial equip. & supplies	1.46	1.48	1.26	1.39	1.47	1.21	1.30	1.29	1.16	1.21	1.40	1.12	X
42343	Computer & computer peripheral equip. & software	1.16	1.14	0.99	1.10	1.16	0.91	1.00	1.01	0.90	0.97	1.12	0.92	X
4235	Metals & minerals, ex. petroleum	1.70	1.74	1.53	1.62	1.70	1.60	1.69	1.74	1.68	1.69	1.89	1.92	X
4236	Electrical and electronic goods	1.51	1.52	1.31	1.45	1.49	1.40	1.44	1.47	1.35	1.29	1.46	1.45	X
4237	Hardware, & plumbing & heating equip. & supplies	1.93	2.09	1.91	1.93	1.90	1.68	1.71	1.87	1.81	1.74	1.89	1.96	X
4238	Machinery, equipment, & supplies	2.23	2.29	1.99	2.06	2.19	2.04	2.28	2.34	2.26	2.30	2.46	2.31	X
4239	Miscellaneous durable goods	1.56	1.55	1.28	1.42	1.56	1.43	1.52	1.60	1.57	1.47	1.57	1.55	X
424	Nondurable goods	1.05	1.08	0.96	0.95	0.95	0.93	0.95	0.97	0.96	0.97	1.05	0.98	X
4241	Paper & paper products	1.06	1.15	1.01	1.06	1.09	0.99	1.03	1.00	0.95	0.93	1.04	1.01	X
4242	Drugs & druggists' sundries	1.44	1.52	1.35	1.45	1.49	1.40	1.40	1.45	1.34	1.36	1.43	1.29	X
4243	Apparel, piece goods, & notions	2.03	1.74	1.56	1.85	2.20	1.96	1.85	1.84	1.80	1.66	2.06	2.39	X
4244	Grocery & related products	0.72	0.73	0.65	0.67	0.67	0.65	0.64	0.66	0.68	0.67	0.70	0.64	X
4245	Farm product raw materials	1.00	1.09	0.92	0.86	0.72	0.73	0.74	0.75	0.79	1.08	1.22	1.03	X
4246	Chemicals & allied products	1.19	1.21	1.14	1.16	1.20	1.10	1.19	1.19	1.20	1.12	1.28	1.29	X
4247	Petroleum & petroleum products	0.40	0.41	0.39	0.39	0.40	0.39	0.38	0.42	0.42	0.40	0.40	0.39	X
4248	Beer, wine, & distilled alcoholic beverages	1.44	1.43	1.26	1.18	1.13	1.16	1.15	1.24	1.21	1.24	1.30	0.92	X
4249	Miscellaneous nondurable goods	1.38	1.43	1.18	0.99	0.97	1.00	1.12	1.15	1.11	1.14	1.22	1.13	X

See footnotes at end of table.

Table 1. Revised Adjusted and Unadjusted Estimates of Monthly Sales, Inventories, and Inventories/Sales Ratios of Merchant Wholesalers, Except Manufacturers' Sales Branches and Offices: January 1992 Through January 2006—Con.

[Sales and Inventory estimates are shown in millions of dollars. Estimates are based on data from the Monthly Wholesale Trade Survey and Annual Wholesale Trade Survey. Estimates have been adjusted using final results of the 2002 Economic Census]

NAICS code	Kind of business	1997											
		Jan.	Feb.	Mar.	Apr.	May	June	July	Aug.	Sept.	Oct.	Nov.	Dec.
	ADJUSTED¹												
42	Sales, total	194,379	199,102	197,622	196,608	197,677	197,465	197,978	197,328	200,474	199,698	199,693	199,039
423	Durable goods	100,684	104,294	102,696	103,947	103,879	104,642	105,646	104,419	107,063	106,249	106,820	106,054
4231	Motor vehicle & motor vehicle parts & supplies	14,279	14,506	14,511	14,156	14,690	14,786	14,501	13,689	14,685	14,659	14,493	13,362
4232	Furniture & home furnishings	3,309	3,475	3,249	3,312	3,212	3,209	3,265	3,221	3,545	3,510	3,435	3,522
4233	Lumber & other construction materials	6,153	6,521	6,430	6,606	6,405	6,499	6,516	6,543	6,534	6,396	6,322	6,507
4234	Professional & commercial equip. & supplies	18,549	19,493	19,020	19,471	19,457	19,852	19,531	19,551	20,170	20,162	20,749	20,831
42343	Computer & computer peripheral equip. & software	10,908	11,378	11,099	11,570	11,504	11,801	11,689	11,941	12,330	12,119	12,776	12,677
4235	Metals & minerals, ex. petroleum	7,331	7,551	7,296	7,643	7,502	7,741	7,650	7,671	7,811	7,784	7,785	7,813
4236	Electrical and electronic goods	15,710	15,934	16,062	16,066	16,333	16,335	16,738	16,742	16,615	16,210	16,294	16,520
4237	Hardware, & plumbing & heating equip. & supplies	5,045	5,086	5,108	5,296	5,133	5,146	5,294	5,214	5,284	5,349	5,319	5,342
4238	Machinery, equipment, & supplies	17,480	18,578	18,029	18,258	18,387	18,597	19,131	18,659	19,011	19,274	19,154	19,333
4239	Miscellaneous durable goods	12,828	13,150	12,991	13,139	12,760	12,477	13,020	13,129	13,408	12,905	13,269	12,824
424	Nondurable goods	93,695	94,808	94,926	92,661	93,798	92,823	92,332	92,909	93,411	93,449	92,873	92,985
4241	Paper & paper products	5,479	5,720	5,516	5,653	5,303	5,319	5,404	5,553	5,608	5,607	5,723	5,560
4242	Drugs & druggists' sundries	8,362	8,464	8,666	8,676	8,812	8,937	9,119	9,185	9,189	9,187	9,312	9,385
4243	Apparel, piece goods, & notions	6,868	7,034	6,845	7,064	6,995	6,851	7,278	7,114	7,122	6,948	7,088	7,166
4244	Grocery & related products	27,387	27,534	28,323	27,473	27,884	27,809	27,445	27,412	27,133	27,036	27,406	27,424
4245	Farm product raw materials	11,090	11,498	10,855	11,144	11,084	10,838	10,398	10,489	11,230	12,275	10,863	10,663
4246	Chemicals & allied products	4,467	4,553	4,613	4,661	4,594	4,759	4,820	4,743	4,788	4,698	4,670	4,656
4247	Petroleum & petroleum products	13,291	12,636	12,412	10,999	11,487	11,347	11,197	11,737	11,215	10,937	11,233	11,049
4248	Beer, wine, & distilled alcoholic beverages	4,657	4,711	4,810	4,626	4,860	4,757	4,916	4,921	4,985	4,905	4,880	5,165
4249	Miscellaneous nondurable goods	12,094	12,660	12,886	12,365	12,779	12,206	11,755	11,755	12,141	11,856	11,698	11,917
42	Inventories, total	243,533	243,567	244,832	245,303	246,373	250,857	249,967	250,951	253,295	254,267	256,356	258,496
423	Durable goods	157,580	157,813	159,180	159,874	161,115	164,803	163,358	163,705	165,676	165,346	166,023	168,041
4231	Motor vehicle & motor vehicle parts & supplies	22,775	22,285	22,657	22,234	22,709	23,586	23,461	23,570	23,709	23,252	22,962	23,002
4232	Furniture & home furnishings	4,918	4,798	4,705	4,925	4,986	4,862	4,799	4,907	4,959	4,909	4,986	4,999
4233	Lumber & other construction materials	7,233	7,427	7,485	7,692	7,814	7,971	8,031	8,134	8,121	8,024	8,136	8,058
4234	Professional & commercial equip. & supplies	24,219	24,435	24,440	25,139	25,498	26,406	26,548	26,084	27,046	27,386	27,338	27,533
42343	Computer & computer peripheral equip. & software	11,087	11,267	11,252	11,561	11,982	12,776	12,851	12,501	13,337	13,464	13,058	13,286
4235	Metals & minerals, ex. petroleum	11,620	11,943	11,953	12,059	12,087	12,226	12,209	12,216	12,196	12,128	12,126	12,240
4236	Electrical and electronic goods	22,988	22,948	23,339	23,015	22,985	23,316	23,149	23,241	23,146	22,870	22,564	22,727
4237	Hardware, & plumbing & heating equip. & supplies	9,323	9,342	9,131	9,395	9,421	9,410	9,316	9,358	9,493	9,467	9,520	9,534
4238	Machinery, equipment, & supplies	38,268	38,331	38,774	39,239	39,850	40,625	39,344	39,418	40,103	40,763	41,428	42,356
4239	Miscellaneous durable goods	16,236	16,304	16,696	16,176	15,765	16,401	16,501	16,777	16,903	16,547	16,963	17,592
424	Nondurable goods	85,953	85,754	85,652	85,429	85,258	86,054	86,609	87,246	87,619	88,921	90,333	90,455
4241	Paper & paper products	5,352	5,382	5,370	5,400	5,490	5,354	5,638	5,830	5,764	5,763	5,800	5,889
4242	Drugs & druggists' sundries	12,025	11,829	12,080	11,839	12,037	12,312	12,461	12,948	13,083	12,780	13,260	13,416
4243	Apparel, piece goods, & notions	12,297	12,406	12,518	12,586	12,685	12,915	12,957	12,933	12,899	13,630	13,577	13,565
4244	Grocery & related products	18,097	17,982	17,991	17,785	17,990	18,108	18,084	18,011	18,024	18,630	18,790	18,841
4245	Farm product raw materials	8,634	8,876	8,773	8,929	8,681	8,746	9,039	8,658	8,522	9,418	9,954	9,110
4246	Chemicals & allied products	5,227	5,238	5,285	5,216	5,080	5,415	5,441	5,436	5,431	5,446	5,512	5,417
4247	Petroleum & petroleum products	4,645	4,580	4,406	4,294	4,296	4,107	4,073	4,032	4,133	4,158	4,129	4,149
4248	Beer, wine, & distilled alcoholic beverages	5,519	5,379	5,233	5,415	5,244	5,497	5,424	5,469	5,621	5,520	5,589	5,948
4249	Miscellaneous nondurable goods	14,157	14,082	13,996	13,965	13,755	13,600	13,492	13,929	14,142	13,746	13,722	14,120
42	Inventories/sales ratios, total	1.25	1.22	1.24	1.25	1.25	1.27	1.26	1.27	1.26	1.27	1.28	1.30
423	Durable goods	1.57	1.51	1.55	1.54	1.55	1.57	1.55	1.57	1.55	1.56	1.55	1.58
4231	Motor vehicle & motor vehicle parts & supplies	1.59	1.54	1.56	1.57	1.55	1.60	1.62	1.72	1.61	1.59	1.58	1.72
4232	Furniture & home furnishings	1.49	1.38	1.45	1.49	1.55	1.52	1.47	1.52	1.40	1.40	1.45	1.42
4233	Lumber & other construction materials	1.18	1.14	1.16	1.16	1.22	1.23	1.23	1.24	1.24	1.25	1.29	1.24
4234	Professional & commercial equip. & supplies	1.31	1.25	1.28	1.29	1.31	1.33	1.36	1.33	1.34	1.36	1.32	1.32
42343	Computer & computer peripheral equip. & software	1.02	0.99	1.01	1.00	1.04	1.08	1.10	1.05	1.08	1.11	1.02	1.05
4235	Metals & minerals, ex. petroleum	1.59	1.58	1.64	1.58	1.61	1.58	1.60	1.59	1.56	1.56	1.56	1.57
4236	Electrical and electronic goods	1.46	1.44	1.45	1.43	1.41	1.43	1.38	1.39	1.39	1.41	1.38	1.38
4237	Hardware, & plumbing & heating equip. & supplies	1.85	1.84	1.79	1.77	1.84	1.83	1.76	1.79	1.80	1.77	1.79	1.78
4238	Machinery, equipment, & supplies	2.19	2.06	2.15	2.15	2.17	2.18	2.06	2.11	2.11	2.11	2.16	2.19
4239	Miscellaneous durable goods	1.27	1.24	1.29	1.23	1.24	1.31	1.27	1.28	1.26	1.28	1.28	1.37
424	Nondurable goods	0.92	0.90	0.90	0.92	0.91	0.93	0.94	0.94	0.94	0.95	0.97	0.97
4241	Paper & paper products	0.98	0.94	0.97	0.96	1.04	1.01	1.04	1.05	1.03	1.03	1.01	1.06
4242	Drugs & druggists' sundries	1.44	1.40	1.39	1.36	1.37	1.38	1.37	1.41	1.42	1.39	1.42	1.43
4243	Apparel, piece goods, & notions	1.79	1.76	1.83	1.78	1.81	1.89	1.78	1.82	1.81	1.94	1.92	1.89
4244	Grocery & related products	0.66	0.65	0.64	0.65	0.65	0.65	0.66	0.66	0.66	0.69	0.69	0.69
4245	Farm product raw materials	0.78	0.77	0.81	0.80	0.78	0.81	0.87	0.83	0.76	0.77	0.92	0.85
4246	Chemicals & allied products	1.17	1.15	1.15	1.12	1.11	1.14	1.13	1.15	1.13	1.16	1.18	1.16
4247	Petroleum & petroleum products	0.35	0.36	0.35	0.39	0.37	0.36	0.36	0.34	0.37	0.38	0.37	0.38
4248	Beer, wine, & distilled alcoholic beverages	1.19	1.14	1.09	1.17	1.08	1.16	1.10	1.11	1.13	1.13	1.15	1.15
4249	Miscellaneous nondurable goods	1.17	1.11	1.09	1.13	1.08	1.11	1.15	1.18	1.16	1.16	1.17	1.18

See footnotes at end of table.

Table 1. Revised Adjusted and Unadjusted Estimates of Monthly Sales, Inventories, and Inventories/Sales Ratios of Merchant Wholesalers, Except Manufacturers' Sales Branches and Offices: January 1992 Through January 2006—Con.

[Sales and Inventory estimates are shown in millions of dollars. Estimates are based on data from the Monthly Wholesale Trade Survey and Annual Wholesale Trade Survey. Estimates have been adjusted using final results of the 2002 Economic Census]

NAICS code	Kind of business	1997												Total
		Jan.	Feb.	Mar.	Apr.	May	June	July	Aug.	Sept.	Oct.	Nov.	Dec.	
	UNADJUSTED²													
42	Sales, total	186,983	181,571	200,205	198,723	200,357	199,810	200,632	195,457	206,341	215,636	188,397	203,733	2,377,845
423	Durable goods	94,322	93,933	104,916	104,371	104,117	107,116	107,231	104,189	112,678	115,875	99,981	107,655	1,256,384
4231	Motor vehicle & motor vehicle parts & supplies	13,094	13,157	15,266	14,906	15,028	15,082	14,849	13,470	14,377	15,465	13,739	13,910	172,343
4232	Furniture & home furnishings	2,995	3,082	3,275	3,305	3,238	3,225	3,265	3,244	3,786	3,900	3,390	3,522	40,227
4233	Lumber & other construction materials	5,458	5,471	6,134	6,758	6,764	7,012	7,200	7,073	6,913	7,176	5,702	5,791	77,452
4234	Professional & commercial equip. & supplies	17,974	17,505	19,800	18,867	18,718	20,388	19,707	19,258	21,884	21,593	18,757	22,727	237,178
42343	Computer & computer peripheral equip. & software	10,635	10,286	11,743	11,153	10,745	12,320	11,724	11,714	13,415	12,882	11,498	13,945	142,060
4235	Metals & minerals, ex. petroleum	7,360	7,136	7,478	7,979	7,675	7,865	7,642	7,663	7,975	8,305	7,084	7,391	91,553
4236	Electrical and electronic goods	14,673	14,500	16,319	15,568	15,876	16,433	16,989	16,976	18,144	18,123	15,610	16,404	195,615
4237	Hardware, & plumbing & heating equip. & supplies	4,616	4,425	4,822	5,264	5,246	5,568	5,781	5,308	5,606	5,932	4,995	4,968	62,531
4238	Machinery, equipment, & supplies	16,658	16,980	18,714	19,189	19,067	19,266	19,208	18,081	19,258	20,450	17,143	19,836	223,850
4239	Miscellaneous durable goods	11,494	11,677	13,108	12,535	12,505	12,277	12,590	13,116	14,735	14,931	13,561	13,106	155,635
424	Nondurable goods	92,661	87,638	95,289	94,352	96,240	92,694	93,401	91,268	93,663	99,761	88,416	96,078	1,121,461
4241	Paper & paper products	5,490	5,251	5,566	5,659	5,197	5,319	5,458	5,686	5,905	6,157	5,322	5,482	66,492
4242	Drugs & druggists' sundries	8,905	7,855	8,527	8,850	8,618	8,597	9,192	8,680	9,428	9,894	8,763	10,070	107,379
4243	Apparel, piece goods, & notions	6,669	7,224	7,372	6,873	5,953	6,618	7,838	7,619	7,920	8,046	6,393	5,833	84,358
4244	Grocery & related products	26,702	24,891	28,521	27,171	29,027	27,920	28,378	27,302	27,024	28,280	26,584	28,411	330,211
4245	Farm product raw materials	12,321	11,071	10,801	11,021	10,862	9,863	9,608	9,377	10,938	13,723	10,982	12,316	132,883
4246	Chemicals & allied products	4,449	4,275	4,618	4,810	4,870	4,916	4,926	4,748	4,774	4,975	4,264	4,423	56,048
4247	Petroleum & petroleum products	13,676	11,903	11,990	11,274	11,705	11,063	11,074	11,866	11,024	11,571	10,772	11,590	139,508
4248	Beer, wine, & distilled alcoholic beverages	3,758	3,825	4,454	4,635	5,210	5,057	5,231	5,034	4,970	5,342	4,831	5,965	58,312
4249	Miscellaneous nondurable goods	10,691	11,343	13,440	14,059	14,798	13,341	11,696	10,956	11,680	11,773	10,505	11,988	146,270
42	Inventories, total	247,376	245,892	245,647	246,824	244,939	248,157	249,197	247,140	249,692	256,466	258,341	258,900	X
423	Durable goods	157,100	157,912	159,030	161,267	162,343	165,196	165,495	164,071	164,817	164,874	164,725	165,371	X
4231	Motor vehicle & motor vehicle parts & supplies	23,094	23,199	22,974	22,656	22,913	23,279	23,273	22,886	23,259	23,182	23,100	22,312	X
4232	Furniture & home furnishings	4,820	4,688	4,625	4,802	4,966	4,940	4,919	5,089	5,128	4,968	4,941	4,884	X
4233	Lumber & other construction materials	7,081	7,434	7,702	7,884	8,017	8,218	8,168	8,175	8,105	7,727	7,851	7,744	X
4234	Professional & commercial equip. & supplies	24,485	24,240	24,391	25,340	25,294	26,089	26,840	25,875	26,667	27,687	27,666	27,505	X
42343	Computer & computer peripheral equip. & software	11,342	11,030	11,128	11,688	11,838	12,584	13,044	12,338	13,084	13,666	13,358	13,432	X
4235	Metals & minerals, ex. petroleum	11,725	11,907	12,073	12,168	12,135	12,299	12,356	12,216	12,074	11,885	11,823	12,338	X
4236	Electrical and electronic goods	22,965	22,925	22,872	22,854	22,985	23,596	23,774	23,822	23,285	22,596	22,361	22,318	X
4237	Hardware, & plumbing & heating equip. & supplies	9,146	9,314	9,241	9,564	9,638	9,514	9,344	9,405	9,465	9,334	9,349	9,372	X
4238	Machinery, equipment, & supplies	37,694	38,178	39,007	39,985	40,567	40,909	39,973	39,457	39,542	40,518	40,807	41,763	X
4239	Miscellaneous durable goods	16,090	16,027	16,145	16,014	15,828	16,352	16,848	17,146	17,292	16,827	17,135	X	
424	Nondurable goods	90,276	87,980	86,617	85,557	82,596	82,961	83,702	83,069	84,875	91,592	93,616	93,529	X
4241	Paper & paper products	5,480	5,366	5,397	5,497	5,430	5,349	5,649	5,743	5,724	5,740	5,742	5,942	X
4242	Drugs & druggists' sundries	12,879	11,983	12,068	11,886	11,459	11,955	12,361	12,560	13,048	13,313	13,313	13,671	X
4243	Apparel, piece goods, & notions	12,727	12,431	12,067	12,108	12,368	13,135	13,998	13,282	13,144	13,393	13,129	13,592	X
4244	Grocery & related products	18,097	17,514	17,536	17,536	17,792	17,927	17,957	17,615	18,114	19,580	19,485	19,011	X
4245	Farm product raw materials	10,975	10,660	9,606	8,849	7,275	6,743	6,707	6,078	6,511	10,887	12,492	11,278	X
4246	Chemicals & allied products	5,211	5,311	5,359	5,247	5,141	5,431	5,452	5,452	5,322	5,468	5,433	5,433	X
4247	Petroleum & petroleum products	4,617	4,475	4,269	4,264	4,287	3,971	4,020	4,044	4,162	4,295	4,228	4,340	X
4248	Beer, wine, & distilled alcoholic beverages	5,149	5,158	5,076	5,437	5,144	5,557	5,543	5,480	5,874	5,989	5,941	5,478	X
4249	Miscellaneous nondurable goods	15,021	15,082	15,018	14,733	13,700	12,893	12,615	12,815	13,124	13,334	13,818	14,784	X
42	Inventories/sales ratios, total	1.32	1.35	1.23	1.24	1.22	1.24	1.24	1.26	1.21	1.19	1.37	1.27	X
423	Durable goods	1.67	1.68	1.52	1.55	1.56	1.54	1.54	1.57	1.46	1.42	1.65	1.54	X
4231	Motor vehicle & motor vehicle parts & supplies	1.76	1.76	1.50	1.52	1.52	1.54	1.57	1.70	1.62	1.50	1.68	1.60	X
4232	Furniture & home furnishings	1.61	1.52	1.41	1.45	1.53	1.53	1.51	1.57	1.35	1.27	1.46	1.39	X
4233	Lumber & other construction materials	1.30	1.36	1.26	1.17	1.19	1.17	1.13	1.16	1.17	1.08	1.38	1.34	X
4234	Professional & commercial equip. & supplies	1.36	1.38	1.23	1.34	1.35	1.28	1.36	1.34	1.22	1.28	1.47	1.21	X
42343	Computer & computer peripheral equip. & software	1.07	1.07	0.95	1.05	1.10	1.02	1.11	1.05	0.98	1.06	1.16	0.96	X
4235	Metals & minerals, ex. petroleum	1.59	1.67	1.61	1.53	1.58	1.56	1.62	1.59	1.51	1.43	1.67	1.67	X
4236	Electrical and electronic goods	1.57	1.58	1.40	1.47	1.45	1.44	1.40	1.40	1.28	1.25	1.43	1.36	X
4237	Hardware, & plumbing & heating equip. & supplies	1.98	2.10	1.92	1.82	1.84	1.71	1.62	1.77	1.69	1.57	1.87	1.89	X
4238	Machinery, equipment, & supplies	2.26	2.25	2.08	2.08	2.13	2.12	2.08	2.18	2.05	1.98	2.38	2.11	X
4239	Miscellaneous durable goods	1.40	1.37	1.23	1.28	1.27	1.33	1.34	1.31	1.17	1.14	1.24	1.31	X
424	Nondurable goods	0.97	1.00	0.91	0.91	0.86	0.89	0.90	0.91	0.91	0.92	1.06	0.97	X
4241	Paper & paper products	1.00	1.02	0.97	0.97	1.04	1.01	1.03	1.01	0.97	0.93	1.08	1.08	X
4242	Drugs & druggists' sundries	1.45	1.53	1.42	1.34	1.33	1.39	1.34	1.45	1.37	1.32	1.52	1.36	X
4243	Apparel, piece goods, & notions	1.91	1.72	1.64	1.76	2.08	1.98	1.71	1.74	1.66	1.66	2.05	2.33	X
4244	Grocery & related products	0.68	0.70	0.62	0.65	0.61	0.64	0.63	0.65	0.67	0.69	0.73	0.67	X
4245	Farm product raw materials	0.90	0.96	0.89	0.80	0.67	0.68	0.70	0.65	0.60	0.79	1.14	0.92	X
4246	Chemicals & allied products	1.17	1.24	1.16	1.09	1.06	1.10	1.11	1.15	1.11	1.07	1.28	1.23	X
4247	Petroleum & petroleum products	0.34	0.38	0.36	0.38	0.37	0.36	0.36	0.34	0.38	0.37	0.39	0.37	X
4248	Beer, wine, & distilled alcoholic beverages	1.37	1.35	1.14	1.17	0.99	1.10	1.06	1.09	1.18	1.12	1.23	0.92	X
4249	Miscellaneous nondurable goods	1.41	1.33	1.12	1.05	0.93	0.97	1.08	1.17	1.12	1.13	1.32	1.23	X

Table 1. Revised Adjusted and Unadjusted Estimates of Monthly Sales, Inventories, and Inventories/Sales Ratios of Merchant Wholesalers, Except Manufacturers' Sales Branches and Offices: January 1992 Through January 2006—Con.

[Sales and Inventory estimates are shown in millions of dollars. Estimates are based on data from the Monthly Wholesale Trade Survey and Annual Wholesale Trade Survey. Estimates have been adjusted using final results of the 2002 Economic Census]

NAICS code	Kind of business	1996											
		Jan.	Feb.	Mar.	Apr.	May	June	July	Aug.	Sept.	Oct.	Nov.	Dec.
	ADJUSTED¹												
42	Sales, total	184,352	185,286	187,580	187,462	188,032	189,016	190,819	191,939	191,679	193,329	194,369	192,137
423	Durable goods	96,733	97,049	98,536	97,679	98,303	98,691	98,108	98,567	99,791	100,228	102,015	100,201
4231	Motor vehicle & motor vehicle parts & supplies	14,616	14,591	14,575	14,446	14,009	14,251	14,224	14,082	13,996	14,197	14,207	14,271
4232	Furniture & home furnishings	2,952	3,049	3,018	3,077	3,198	3,248	3,186	3,131	3,235	3,200	3,326	3,312
4233	Lumber & other construction materials	5,595	5,658	5,865	5,801	5,934	6,135	6,071	6,227	6,279	6,263	6,446	6,158
4234	Professional & commercial equip. & supplies	17,315	17,699	18,129	17,969	18,580	18,332	18,440	18,570	18,444	18,171	19,489	18,332
42343	Computer & computer peripheral equip. & software	NA	NA	NA	NA	NA	NA	NA	NA	NA	NA	NA	NA
4235	Metals & minerals, ex. petroleum	7,171	7,126	6,850	7,130	7,326	7,093	7,082	7,188	7,045	7,161	7,390	7,311
4236	Electrical and electronic goods	16,050	15,828	16,065	15,644	15,289	15,539	15,388	15,328	15,600	15,623	15,504	14,730
4237	Hardware, & plumbing & heating equip. & supplies	4,709	4,671	4,804	4,736	4,746	4,901	4,834	4,905	5,197	5,117	5,125	5,123
4238	Machinery, equipment, & supplies	16,741	16,697	17,088	17,207	16,766	16,841	16,674	16,829	17,051	17,708	18,084	17,999
4239	Miscellaneous durable goods	11,584	11,722	12,142	11,669	12,455	12,351	12,209	12,307	12,944	12,788	12,444	12,965
424	Nondurable goods	87,619	88,237	89,044	89,783	89,729	90,325	92,711	93,372	91,888	93,101	92,354	91,936
4241	Paper & paper products	5,295	5,415	5,451	5,400	5,393	5,365	5,413	5,331	5,300	5,390	5,314	5,408
4242	Drugs & druggists' sundries	7,415	7,391	7,429	7,551	7,677	7,718	7,797	7,882	8,214	8,269	8,219	8,291
4243	Apparel, piece goods, & notions	5,041	5,337	5,858	5,901	5,991	6,281	6,296	6,229	6,521	6,519	6,302	6,762
4244	Grocery & related products	26,572	26,428	26,206	25,950	26,084	25,729	26,906	26,983	26,212	27,028	26,723	25,920
4245	Farm product raw materials	11,607	11,724	12,146	11,982	11,525	12,323	12,830	13,050	12,207	11,563	11,729	11,588
4246	Chemicals & allied products	4,284	4,284	4,394	4,485	4,515	4,494	4,473	4,489	4,505	4,521	4,441	4,462
4247	Petroleum & petroleum products	11,066	11,354	11,622	11,849	11,851	11,473	11,655	11,620	11,993	12,751	12,717	12,998
4248	Beer, wine, & distilled alcoholic beverages	4,635	4,697	4,588	4,633	4,685	4,672	4,666	4,726	4,571	4,624	4,691	4,604
4249	Miscellaneous nondurable goods	11,704	11,607	11,350	12,032	12,008	12,270	12,680	12,980	12,334	12,436	12,218	11,909
42	Inventories, total	239,837	239,480	239,258	242,731	242,326	241,546	242,042	241,805	240,054	240,834	241,136	241,078
423	Durable goods	154,903	154,590	154,234	155,339	154,805	154,486	155,292	155,990	156,287	156,132	156,699	156,682
4231	Motor vehicle & motor vehicle parts & supplies	22,866	23,096	22,146	23,115	22,921	22,994	23,241	23,044	22,365	22,795	23,099	22,332
4232	Furniture & home furnishings	4,839	4,941	4,983	4,865	4,919	4,953	4,954	4,964	4,964	4,892	4,939	4,909
4233	Lumber & other construction materials	6,706	6,736	6,738	6,744	6,782	6,913	6,932	7,078	7,320	7,186	7,181	7,267
4234	Professional & commercial equip. & supplies	23,558	23,331	23,702	23,491	23,438	23,493	23,282	23,960	24,324	23,426	24,007	24,379
42343	Computer & computer peripheral equip. & software	NA	NA	NA	NA	NA	NA	NA	NA	NA	NA	NA	NA
4235	Metals & minerals, ex. petroleum	10,935	10,856	10,817	10,749	10,756	10,607	10,791	10,921	10,877	11,136	11,300	11,489
4236	Electrical and electronic goods	24,311	24,085	23,971	24,257	24,329	23,374	23,292	23,012	22,668	22,819	23,006	22,728
4237	Hardware, & plumbing & heating equip. & supplies	8,697	8,717	8,769	8,770	8,825	8,814	9,017	9,010	8,978	9,160	9,164	9,307
4238	Machinery, equipment, & supplies	36,650	36,745	36,968	36,883	36,725	37,059	37,373	37,565	38,418	37,941	37,744	37,954
4239	Miscellaneous durable goods	16,341	16,083	16,140	16,465	16,110	16,279	16,410	16,373	16,777	16,777	16,259	16,317
424	Nondurable goods	84,934	84,890	85,024	87,392	87,521	87,060	86,750	85,815	83,767	84,702	84,437	84,396
4241	Paper & paper products	5,294	5,206	5,218	5,215	5,218	5,275	5,195	5,194	5,400	5,271	5,138	5,255
4242	Drugs & druggists' sundries	10,460	10,614	10,589	10,838	10,663	10,758	11,028	11,047	10,642	11,331	11,550	11,790
4243	Apparel, piece goods, & notions	11,594	11,783	11,488	11,879	11,868	11,788	11,721	11,487	11,552	11,352	11,143	12,006
4244	Grocery & related products	18,304	18,224	18,520	18,463	18,463	18,493	18,784	18,864	18,613	18,389	18,068	18,036
4245	Farm product raw materials	10,755	10,627	10,733	11,409	11,826	11,566	10,438	9,885	8,558	8,768	8,681	8,533
4246	Chemicals & allied products	4,831	4,948	4,986	5,065	4,901	4,887	4,858	5,027	4,991	5,136	5,393	5,180
4247	Petroleum & petroleum products	4,353	4,376	4,430	4,428	4,254	4,186	4,244	4,442	4,363	4,548	4,598	4,715
4248	Beer, wine, & distilled alcoholic beverages	5,112	5,137	5,335	5,373	5,368	5,438	5,556	5,403	5,467	5,641	5,644	5,501
4249	Miscellaneous nondurable goods	14,231	13,975	13,725	14,594	14,960	14,669	14,926	14,466	14,181	14,266	14,222	13,380
42	Inventories/sales ratios, total	1.30	1.29	1.28	1.29	1.29	1.28	1.27	1.26	1.25	1.25	1.24	1.25
423	Durable goods	1.60	1.59	1.57	1.59	1.57	1.57	1.58	1.58	1.57	1.56	1.54	1.56
4231	Motor vehicle & motor vehicle parts & supplies	1.56	1.58	1.52	1.60	1.64	1.61	1.63	1.64	1.60	1.61	1.63	1.56
4232	Furniture & home furnishings	1.64	1.62	1.65	1.58	1.54	1.55	1.55	1.58	1.53	1.53	1.48	1.48
4233	Lumber & other construction materials	1.20	1.19	1.15	1.16	1.14	1.13	1.14	1.14	1.17	1.15	1.11	1.18
4234	Professional & commercial equip. & supplies	1.36	1.32	1.31	1.31	1.26	1.28	1.26	1.29	1.32	1.29	1.23	1.33
42343	Computer & computer peripheral equip. & software	NA	NA	NA	NA	NA	NA	NA	NA	NA	NA	NA	NA
4235	Metals & minerals, ex. petroleum	1.52	1.52	1.58	1.51	1.47	1.50	1.52	1.52	1.54	1.56	1.53	1.57
4236	Electrical and electronic goods	1.51	1.52	1.49	1.55	1.59	1.50	1.51	1.50	1.45	1.46	1.48	1.54
4237	Hardware, & plumbing & heating equip. & supplies	1.85	1.87	1.83	1.85	1.86	1.80	1.87	1.84	1.73	1.79	1.79	1.82
4238	Machinery, equipment, & supplies	2.19	2.20	2.16	2.14	2.19	2.20	2.24	2.23	2.25	2.14	2.09	2.11
4239	Miscellaneous durable goods	1.41	1.37	1.33	1.41	1.29	1.32	1.34	1.34	1.26	1.31	1.31	1.26
424	Nondurable goods	0.97	0.96	0.95	0.97	0.98	0.96	0.94	0.92	0.91	0.91	0.91	0.92
4241	Paper & paper products	1.00	0.96	0.96	0.97	0.97	0.98	0.96	0.96	1.01	0.98	0.97	0.97
4242	Drugs & druggists' sundries	1.41	1.44	1.43	1.44	1.39	1.39	1.41	1.40	1.30	1.37	1.41	1.41
4243	Apparel, piece goods, & notions	2.30	2.21	1.96	2.01	1.98	1.88	1.86	1.84	1.77	1.74	1.77	1.78
4244	Grocery & related products	0.69	0.69	0.71	0.72	0.71	0.72	0.70	0.70	0.71	0.68	0.68	0.70
4245	Farm product raw materials	0.93	0.91	0.88	0.95	1.03	0.94	0.81	0.76	0.70	0.76	0.74	0.74
4246	Chemicals & allied products	1.13	1.15	1.13	1.13	1.09	1.09	1.09	1.12	1.11	1.14	1.21	1.16
4247	Petroleum & petroleum products	0.39	0.39	0.38	0.37	0.36	0.36	0.36	0.38	0.36	0.36	0.36	0.36
4248	Beer, wine, & distilled alcoholic beverages	1.10	1.09	1.16	1.16	1.15	1.16	1.19	1.14	1.10	1.22	1.20	1.19
4249	Miscellaneous nondurable goods	1.22	1.20	1.21	1.21	1.25	1.20	1.18	1.11	1.15	1.15	1.16	1.12

See footnotes at end of table.

Table 1. Revised Adjusted and Unadjusted Estimates of Monthly Sales, Inventories, and Inventories/Sales Ratios of Merchant Wholesalers, Except Manufacturers' Sales Branches and Offices: January 1992 Through January 2006—Con.

[Sales and Inventory estimates are shown in millions of dollars. Estimates are based on data from the Monthly Wholesale Trade Survey and Annual Wholesale Trade Survey. Estimates have been adjusted using final results of the 2002 Economic Census]

NAICS code	Kind of business	1996												Total
		Jan.	Feb.	Mar.	Apr.	May	June	July	Aug.	Sept.	Oct.	Nov.	Dec.	
	UNADJUSTED²													
42	Sales, total	178,477	176,150	189,303	189,906	195,454	185,356	193,212	196,149	190,873	209,454	189,016	190,993	2,284,343
423	Durable goods	91,180	91,351	100,412	98,381	101,007	97,680	99,333	101,803	101,668	110,072	98,588	98,867	1,190,342
4231	Motor vehicle & motor vehicle parts & supplies	13,432	13,738	15,522	15,111	14,807	14,208	14,608	14,096	13,212	15,035	13,838	14,457	172,064
4232	Furniture & home furnishings	2,663	2,839	3,027	3,123	3,300	3,125	3,167	3,281	3,361	3,581	3,369	3,259	38,095
4233	Lumber & other construction materials	4,940	4,968	5,625	5,900	6,521	6,337	6,623	6,962	6,467	7,046	6,021	5,345	72,755
4234	Professional & commercial equip. & supplies	17,055	16,779	18,637	17,412	18,246	18,222	18,477	18,960	19,403	19,643	18,047	19,359	220,240
42343	Computer & computer peripheral equip. & software	NA	NA	NA	NA	NA	NA	NA	NA	NA	NA	NA	NA	NA
4235	Metals & minerals, ex. petroleum	7,164	7,005	7,117	7,429	7,751	7,050	6,976	7,404	6,946	7,677	6,910	6,748	86,177
4236	Electrical and electronic goods	15,103	14,973	16,274	15,159	15,182	15,197	15,634	15,956	16,567	17,545	15,364	14,200	187,154
4237	Hardware, & plumbing & heating equip. & supplies	4,313	4,237	4,506	4,731	4,926	5,112	5,269	5,189	5,358	5,757	5,012	4,667	59,077
4238	Machinery, equipment, & supplies	16,038	15,946	17,720	18,325	17,956	16,572	16,907	16,947	16,608	18,788	16,836	17,945	206,588
4239	Miscellaneous durable goods	10,472	10,866	11,984	11,191	12,318	11,857	11,672	13,008	13,746	15,000	13,191	12,887	148,192
424	Nondurable goods	87,297	84,799	88,891	91,525	94,447	87,676	93,879	94,346	89,205	99,382	90,428	92,126	1,094,001
4241	Paper & paper products	5,359	5,182	5,478	5,416	5,452	5,183	5,549	5,705	5,400	5,881	5,091	5,148	64,844
4242	Drugs & druggists' sundries	7,979	7,169	7,266	7,717	7,754	7,147	7,859	7,724	8,083	9,021	8,046	8,556	94,321
4243	Apparel, piece goods, & notions	4,915	5,647	6,268	5,571	5,224	5,992	6,756	6,902	7,043	7,679	5,861	5,254	73,112
4244	Grocery & related products	26,173	24,948	26,023	25,872	27,493	25,266	27,848	27,577	25,583	28,325	26,456	26,257	317,821
4245	Farm product raw materials	13,220	11,701	12,304	11,850	11,709	10,869	12,022	12,097	11,182	12,950	12,198	12,863	144,965
4246	Chemicals & allied products	4,263	4,198	4,425	4,642	4,935	4,530	4,554	4,664	4,320	4,756	4,237	4,065	53,589
4247	Petroleum & petroleum products	11,354	11,002	11,424	12,122	12,491	10,773	11,632	11,934	11,549	13,185	12,717	13,310	143,493
4248	Beer, wine, & distilled alcoholic beverages	3,699	3,983	4,262	4,619	5,219	4,836	4,941	5,062	4,365	5,012	4,850	5,097	55,945
4249	Miscellaneous nondurable goods	10,335	10,969	11,441	13,716	14,170	13,080	12,718	12,681	11,680	12,573	10,972	11,576	145,911
42	Inventories, total	244,457	242,337	240,010	244,254	240,520	238,076	240,877	237,489	236,402	242,824	242,781	241,396	X
423	Durable goods	154,521	154,691	153,816	156,530	156,012	154,697	157,462	156,418	155,500	155,727	155,511	154,207	X
4231	Motor vehicle & motor vehicle parts & supplies	23,186	24,043	22,345	23,554	23,150	22,672	23,078	22,353	21,940	22,749	23,284	21,595	X
4232	Furniture & home furnishings	4,742	4,842	4,928	4,763	4,919	5,027	5,053	5,118	5,128	4,926	4,899	4,801	X
4233	Lumber & other construction materials	6,599	6,776	6,981	6,892	6,952	7,113	7,008	7,085	7,283	6,906	6,944	7,034	X
4234	Professional & commercial equip. & supplies	23,841	23,074	23,655	23,655	23,250	23,211	23,631	23,816	23,935	23,660	24,199	24,403	X
42343	Computer & computer peripheral equip. & software	NA	NA	NA	NA	NA	NA	NA	NA	NA	NA	NA	NA	X
4235	Metals & minerals, ex. petroleum	11,044	10,791	10,925	10,846	10,788	10,692	10,931	10,910	10,768	10,924	10,972	11,604	X
4236	Electrical and electronic goods	24,238	24,037	23,444	24,087	24,353	23,678	23,944	23,633	22,827	22,522	22,753	22,296	X
4237	Hardware, & plumbing & heating equip. & supplies	8,532	8,691	8,874	8,902	9,028	8,867	9,035	9,055	8,978	9,059	9,008	9,158	X
4238	Machinery, equipment, & supplies	36,210	36,708	37,153	37,547	37,349	37,207	37,896	37,603	37,842	37,751	37,291	37,423	X
4239	Miscellaneous durable goods	16,129	15,729	15,511	16,284	16,223	16,230	16,886	16,845	16,799	17,230	16,161	15,893	X
424	Nondurable goods	89,936	87,646	86,194	87,724	84,508	83,379	83,415	81,071	80,902	87,097	87,270	87,189	X
4241	Paper & paper products	5,474	5,206	5,239	5,314	5,129	5,280	5,200	5,090	5,335	5,266	5,071	5,302	X
4242	Drugs & druggists' sundries	11,244	10,826	10,547	10,849	10,119	10,392	10,907	10,705	10,514	11,558	11,608	12,049	X
4243	Apparel, piece goods, & notions	12,000	11,795	11,109	11,392	11,512	12,012	12,108	11,786	11,806	11,295	10,775	12,054	X
4244	Grocery & related products	18,359	17,732	18,224	18,327	18,241	18,308	18,634	18,374	18,743	19,364	18,718	18,234	X
4245	Farm product raw materials	13,949	12,976	11,871	11,398	9,993	8,929	7,818	6,890	6,384	9,882	10,799	10,572	X
4246	Chemicals & allied products	4,802	5,027	5,066	5,090	4,975	4,916	4,843	5,057	4,896	5,023	5,334	5,180	X
4247	Petroleum & petroleum products	4,309	4,275	4,275	4,393	4,254	4,044	4,202	4,486	4,411	4,703	4,699	4,899	X
4248	Beer, wine, & distilled alcoholic beverages	4,785	4,926	5,164	5,404	5,250	5,460	5,673	5,403	5,724	6,154	6,016	5,077	X
4249	Miscellaneous nondurable goods	15,014	14,883	14,699	15,557	15,035	14,038	14,030	13,280	13,089	13,852	14,250	13,822	X
42	Inventories/sales ratios, total	1.37	1.38	1.27	1.29	1.23	1.28	1.25	1.21	1.24	1.16	1.28	1.26	X
423	Durable goods	1.69	1.69	1.53	1.59	1.54	1.58	1.59	1.54	1.53	1.41	1.58	1.56	X
4231	Motor vehicle & motor vehicle parts & supplies	1.73	1.75	1.44	1.56	1.56	1.60	1.58	1.59	1.66	1.51	1.68	1.49	X
4232	Furniture & home furnishings	1.78	1.71	1.63	1.53	1.49	1.61	1.60	1.56	1.53	1.38	1.45	1.47	X
4233	Lumber & other construction materials	1.34	1.36	1.24	1.17	1.07	1.12	1.06	1.02	1.13	0.98	1.15	1.32	X
4234	Professional & commercial equip. & supplies	1.40	1.38	1.27	1.36	1.27	1.27	1.28	1.26	1.23	1.20	1.34	1.26	X
42343	Computer & computer peripheral equip. & software	NA	NA	NA	NA	NA	NA	NA	NA	NA	NA	NA	NA	X
4235	Metals & minerals, ex. petroleum	1.54	1.54	1.54	1.46	1.39	1.52	1.57	1.47	1.55	1.42	1.59	1.72	X
4236	Electrical and electronic goods	1.60	1.61	1.44	1.59	1.60	1.56	1.53	1.48	1.38	1.28	1.48	1.57	X
4237	Hardware, & plumbing & heating equip. & supplies	1.98	2.05	1.97	1.88	1.83	1.73	1.71	1.75	1.68	1.57	1.80	1.96	X
4238	Machinery, equipment, & supplies	2.26	2.30	2.10	2.05	2.08	2.25	2.24	2.22	2.28	2.01	2.21	2.09	X
4239	Miscellaneous durable goods	1.54	1.45	1.29	1.46	1.32	1.37	1.45	1.29	1.22	1.15	1.23	1.23	X
424	Nondurable goods	1.03	1.03	0.97	0.96	0.89	0.95	0.89	0.86	0.91	0.88	0.97	0.95	X
4241	Paper & paper products	1.02	1.00	0.96	0.98	0.94	1.02	0.94	0.89	0.99	0.90	1.00	1.03	X
4242	Drugs & druggists' sundries	1.41	1.51	1.45	1.41	1.31	1.45	1.39	1.39	1.30	1.28	1.44	1.41	X
4243	Apparel, piece goods, & notions	2.44	2.09	1.77	2.04	2.20	2.00	1.79	1.71	1.68	1.47	1.84	2.29	X
4244	Grocery & related products	0.70	0.71	0.70	0.71	0.66	0.72	0.67	0.67	0.73	0.68	0.71	0.69	X
4245	Farm product raw materials	1.06	1.11	0.96	0.96	0.85	0.82	0.65	0.57	0.57	0.76	0.89	0.82	X
4246	Chemicals & allied products	1.13	1.20	1.14	1.10	1.01	1.09	1.06	1.08	1.13	1.06	1.26	1.27	X
4247	Petroleum & petroleum products	0.38	0.39	0.37	0.36	0.34	0.38	0.36	0.38	0.38	0.36	0.37	0.37	X
4248	Beer, wine, & distilled alcoholic beverages	1.29	1.24	1.21	1.17	1.01	1.13	1.10	1.07	1.12	1.23	1.24	1.00	X
4249	Miscellaneous nondurable goods	1.45	1.36	1.28	1.13	1.06	1.07	1.10	1.05	1.12	1.10	1.30	1.19	X

See footnotes at end of table.

Table 1. Revised Adjusted and Unadjusted Estimates of Monthly Sales, Inventories, and Inventories/Sales Ratios of Merchant Wholesalers, Except Manufacturers' Sales Branches and Offices: January 1992 Through January 2006—Con.

[Sales and Inventory estimates are shown in millions of dollars. Estimates are based on data from the Monthly Wholesale Trade Survey and Annual Wholesale Trade Survey. Estimates have been adjusted using final results of the 2002 Economic Census]

NAICS code	Kind of business	1995											
		Jan.	Feb.	Mar.	Apr.	May	June	July	Aug.	Sept.	Oct.	Nov.	Dec.
	ADJUSTED¹												
42	Sales, total	175,771	177,369	175,256	178,210	178,565	180,181	180,081	181,324	182,123	182,966	184,854	186,968
423	Durable goods	93,366	94,218	92,726	93,875	94,940	94,797	94,492	95,584	96,439	96,482	97,571	99,578
4231	Motor vehicle & motor vehicle parts & supplies	14,070	13,834	13,808	14,214	14,578	14,408	14,038	14,299	14,175	13,915	14,268	14,383
4232	Furniture & home furnishings	3,057	3,017	3,152	3,092	3,113	3,012	3,035	3,036	2,982	3,003	3,074	3,071
4233	Lumber & other construction materials	5,671	5,638	5,546	5,535	5,567	5,441	5,354	5,484	5,546	5,618	5,483	5,542
4234	Professional & commercial equip. & supplies	15,553	15,687	15,806	15,719	16,401	16,569	16,553	16,380	17,173	17,295	17,251	17,752
42343	Computer & computer peripheral equip. & software	NA	NA	NA	NA	NA	NA	NA	NA	NA	NA	NA	NA
4235	Metals & minerals, ex. petroleum	7,404	7,304	7,344	7,439	7,157	7,043	7,261	7,139	7,279	7,277	7,304	7,225
4236	Electrical and electronic goods	14,981	15,163	14,878	15,254	15,452	15,405	15,457	15,743	16,052	16,010	16,253	16,252
4237	Hardware, & plumbing & heating equip. & supplies	4,649	4,629	4,630	4,630	4,616	4,687	4,736	4,724	4,798	4,710	4,709	5,022
4238	Machinery, equipment, & supplies	15,313	15,722	15,399	15,410	15,717	15,434	15,974	16,335	16,168	16,133	16,660	17,519
4239	Miscellaneous durable goods	12,668	12,224	12,163	12,582	12,339	12,798	12,084	12,444	12,266	12,521	12,569	12,812
424	Nondurable goods	82,405	83,151	82,530	84,335	83,625	85,384	85,589	85,740	85,684	86,484	87,283	87,390
4241	Paper & paper products	5,269	5,396	5,440	5,491	5,527	5,641	5,724	5,605	5,637	5,443	5,497	5,530
4242	Drugs & druggists' sundries	6,534	6,666	6,815	6,967	6,825	6,947	6,933	7,123	7,110	7,229	7,378	7,429
4243	Apparel, piece goods, & notions	5,463	5,605	5,430	5,541	5,579	5,675	5,726	5,711	5,630	5,820	5,823	5,849
4244	Grocery & related products	25,282	24,873	25,044	25,539	25,670	25,617	25,571	25,921	26,384	26,590	26,442	26,443
4245	Farm product raw materials	9,965	10,231	10,087	10,488	9,948	10,472	10,613	10,684	10,810	10,872	11,218	10,401
4246	Chemicals & allied products	4,093	4,153	4,043	4,228	4,187	4,173	4,181	4,164	4,137	4,294	4,352	4,399
4247	Petroleum & petroleum products	10,535	10,701	10,260	10,718	10,877	10,931	10,660	10,585	10,364	10,088	10,329	10,663
4248	Beer, wine, & distilled alcoholic beverages	4,417	4,339	4,256	4,276	4,290	4,413	4,305	4,476	4,393	4,447	4,492	4,489
4249	Miscellaneous nondurable goods	10,847	11,187	11,155	11,087	10,722	11,515	11,876	11,471	11,222	11,701	11,751	11,986
42	Inventories, total	224,148	226,012	228,569	231,002	231,862	233,297	235,664	236,003	237,075	238,005	238,149	238,392
423	Durable goods	143,094	144,919	146,537	147,705	148,581	149,443	150,469	150,618	151,232	152,682	153,588	154,089
4231	Motor vehicle & motor vehicle parts & supplies	22,717	23,174	23,094	23,602	23,944	23,539	23,427	23,319	23,145	22,845	22,966	22,954
4232	Furniture & home furnishings	4,691	4,764	4,823	4,862	4,904	5,157	5,077	5,055	4,966	4,922	4,955	4,900
4233	Lumber & other construction materials	6,583	6,763	6,685	6,626	6,584	6,435	6,327	6,370	6,544	6,496	6,627	6,716
4234	Professional & commercial equip. & supplies	20,924	21,244	21,668	21,646	21,784	22,096	22,672	22,698	22,669	23,069	23,426	23,621
42343	Computer & computer peripheral equip. & software	NA	NA	NA	NA	NA	NA	NA	NA	NA	NA	NA	NA
4235	Metals & minerals, ex. petroleum	11,668	11,558	11,681	11,691	11,626	11,503	11,576	11,487	11,358	11,282	11,154	11,038
4236	Electrical and electronic goods	20,369	20,701	20,989	21,232	21,554	22,048	22,236	22,775	23,012	23,302	23,683	23,864
4237	Hardware, & plumbing & heating equip. & supplies	8,369	8,391	8,649	8,459	8,492	8,489	8,430	8,448	8,574	8,765	8,714	8,682
4238	Machinery, equipment, & supplies	32,126	32,567	32,773	33,360	33,440	33,835	34,324	34,529	34,848	35,754	35,701	36,097
4239	Miscellaneous durable goods	15,647	15,757	16,175	16,227	16,253	16,341	16,400	15,937	16,116	16,247	16,362	16,217
424	Nondurable goods	81,054	81,093	82,032	83,297	83,281	83,854	85,195	85,385	85,843	85,323	84,561	84,303
4241	Paper & paper products	4,936	5,078	5,122	5,225	5,208	5,281	5,293	5,324	5,315	5,383	5,293	5,324
4242	Drugs & druggists' sundries	10,735	10,486	10,941	11,105	11,245	11,248	11,023	11,007	11,041	10,793	10,594	10,398
4243	Apparel, piece goods, & notions	12,360	12,456	12,398	12,476	12,273	12,181	12,313	12,231	11,985	11,819	11,801	11,608
4244	Grocery & related products	17,796	17,488	17,653	17,970	17,909	17,940	18,269	18,119	18,497	18,396	18,103	18,147
4245	Farm product raw materials	8,796	8,799	8,981	8,715	8,865	9,268	10,247	10,925	10,789	10,530	10,626	10,612
4246	Chemicals & allied products	4,572	4,693	4,697	4,754	4,822	4,900	4,873	4,832	5,014	4,819	4,777	4,919
4247	Petroleum & petroleum products	4,378	4,442	4,514	4,592	4,674	4,626	4,595	4,450	4,406	4,272	4,248	4,297
4248	Beer, wine, & distilled alcoholic beverages	5,024	5,036	5,008	4,958	5,087	4,984	5,132	5,240	5,236	5,149	5,151	5,119
4249	Miscellaneous nondurable goods	12,457	12,615	12,718	13,502	13,198	13,426	13,450	13,257	13,560	14,162	13,968	13,879
42	Inventories/sales ratios, total	1.28	1.27	1.30	1.30	1.30	1.29	1.31	1.30	1.30	1.30	1.29	1.28
423	Durable goods	1.53	1.54	1.58	1.57	1.56	1.58	1.59	1.58	1.57	1.58	1.57	1.55
4231	Motor vehicle & motor vehicle parts & supplies	1.61	1.68	1.67	1.66	1.64	1.63	1.67	1.63	1.63	1.64	1.61	1.60
4232	Furniture & home furnishings	1.53	1.58	1.53	1.57	1.58	1.71	1.67	1.67	1.67	1.64	1.61	1.60
4233	Lumber & other construction materials	1.16	1.20	1.21	1.20	1.18	1.18	1.18	1.16	1.18	1.16	1.21	1.21
4234	Professional & commercial equip. & supplies	1.35	1.35	1.37	1.38	1.33	1.33	1.37	1.39	1.32	1.33	1.36	1.33
42343	Computer & computer peripheral equip. & software	NA	NA	NA	NA	NA	NA	NA	NA	NA	NA	NA	NA
4235	Metals & minerals, ex. petroleum	1.58	1.58	1.59	1.57	1.62	1.63	1.59	1.61	1.56	1.55	1.53	1.53
4236	Electrical and electronic goods	1.36	1.37	1.41	1.39	1.39	1.43	1.44	1.45	1.43	1.46	1.46	1.47
4237	Hardware, & plumbing & heating equip. & supplies	1.80	1.81	1.87	1.83	1.84	1.81	1.78	1.79	1.79	1.86	1.85	1.73
4238	Machinery, equipment, & supplies	2.10	2.07	2.13	2.16	2.13	2.19	2.15	2.11	2.16	2.22	2.14	2.06
4239	Miscellaneous durable goods	1.24	1.19	1.33	1.29	1.32	1.36	1.28	1.28	1.31	1.30	1.30	1.27
424	Nondurable goods	0.98	0.98	0.99	0.99	1.00	0.98	1.00	1.00	1.00	0.99	0.97	0.96
4241	Paper & paper products	0.94	0.94	0.94	0.95	0.94	0.94	0.92	0.95	0.94	0.99	0.96	0.96
4242	Drugs & druggists' sundries	1.64	1.57	1.61	1.59	1.65	1.62	1.59	1.55	1.55	1.49	1.44	1.40
4243	Apparel, piece goods, & notions	2.26	2.22	2.28	2.25	2.20	2.15	2.15	2.14	2.13	2.03	2.03	1.98
4244	Grocery & related products	0.70	0.70	0.70	0.70	0.70	0.70	0.71	0.70	0.70	0.69	0.68	0.68
4245	Farm product raw materials	0.88	0.86	0.89	0.83	0.89	0.89	0.97	1.02	1.00	0.97	0.95	1.02
4246	Chemicals & allied products	1.12	1.13	1.16	1.12	1.15	1.17	1.17	1.16	1.21	1.12	1.10	1.12
4247	Petroleum & petroleum products	0.42	0.42	0.44	0.43	0.43	0.42	0.43	0.42	0.43	0.42	0.41	0.40
4248	Beer, wine, & distilled alcoholic beverages	1.14	1.16	1.18	1.16	1.19	1.13	1.19	1.17	1.19	1.16	1.15	1.14
4249	Miscellaneous nondurable goods	1.15	1.13	1.14	1.22	1.23	1.17	1.13	1.16	1.21	1.21	1.19	1.16

See footnotes at end of table.

Table 1. Revised Adjusted and Unadjusted Estimates of Monthly Sales, Inventories, and Inventories/Sales Ratios of Merchant Wholesalers, Except Manufacturers' Sales Branches and Offices: January 1992 Through January 2006—Con.

[Sales and Inventory estimates are shown in millions of dollars. Estimates are based on data from the Monthly Wholesale Trade Survey and Annual Wholesale Trade Survey. Estimates have been adjusted using final results of the 2002 Economic Census]

NAICS code	Kind of business	1995												Total	
		Jan.	Feb.	Mar.	Apr.	May	June	July	Aug.	Sept.	Oct.	Nov.	Dec.		
	UNADJUSTED²														
42	Sales, total	165,397	161,211	186,778	170,025	185,818	186,564	172,384	191,076	181,621	193,246	184,672	180,188	2,158,980	
423	Durable goods	85,829	84,645	99,868	88,703	97,529	99,401	90,021	101,746	98,308	103,369	97,211	95,071	1,141,701	
4231	Motor vehicle & motor vehicle parts & supplies	12,607	12,575	15,424	14,072	15,453	15,100	13,617	14,714	13,466	14,444	14,111	14,153	169,736	
4232	Furniture & home furnishings	2,696	2,661	3,370	2,937	3,213	3,096	2,847	3,255	3,080	3,309	3,200	2,911	36,575	
4233	Lumber & other construction materials	4,860	4,730	5,740	5,297	6,079	5,985	5,408	6,345	5,690	6,090	5,357	4,711	66,292	
4234	Professional & commercial equip. & supplies	15,071	14,165	17,229	14,477	15,991	17,199	15,725	17,330	17,911	18,004	16,733	18,089	197,924	
42343	Computer & computer peripheral equip. & software	NA	NA	NA	NA	NA	NA	NA	NA	NA	NA	NA	NA	NA	
4235	Metals & minerals, ex. petroleum	7,219	6,822	8,115	7,260	7,579	7,536	6,687	7,610	7,257	7,546	6,939	6,459	87,029	
4236	Electrical and electronic goods	13,753	13,783	15,726	14,003	15,344	15,852	14,823	16,814	17,176	17,595	16,481	15,261	186,611	
4237	Hardware, & plumbing & heating equip. & supplies	4,142	4,018	4,570	4,306	4,805	5,188	4,835	5,163	4,985	5,204	4,742	4,424	56,382	
4238	Machinery, equipment, & supplies	14,333	14,307	17,093	15,040	16,849	16,468	15,095	16,988	15,667	16,891	15,860	16,661	191,252	
4239	Miscellaneous durable goods	11,148	11,584	12,601	11,311	12,216	12,977	10,984	13,527	13,076	14,286	13,788	12,402	149,900	
424	Nondurable goods	79,568	76,566	86,910	81,322	88,289	87,163	82,363	89,330	83,313	89,877	87,461	85,117	1,017,279	
4241	Paper & paper products	5,195	4,964	5,788	5,145	5,604	5,827	5,524	6,031	5,654	5,780	5,431	5,126	66,069	
4242	Drugs & druggists' sundries	6,802	6,186	7,128	6,570	6,927	6,912	6,455	7,251	6,996	7,677	7,496	7,332	83,732	
4243	Apparel, piece goods, & notions	5,059	5,655	6,158	4,915	4,865	5,664	5,663	6,711	6,165	6,606	5,677	4,457	67,595	
4244	Grocery & related products	24,397	22,485	25,870	24,466	27,185	26,078	25,545	26,828	25,748	27,281	26,787	26,378	309,048	
4245	Farm product raw materials	10,951	9,852	10,975	9,607	10,346	9,791	9,223	10,492	9,891	11,709	11,644	11,067	125,548	
4246	Chemicals & allied products	3,909	3,891	4,375	4,101	4,597	4,486	3,964	4,431	4,046	4,307	4,256	3,902	50,265	
4247	Petroleum & petroleum products	10,524	10,070	10,578	10,450	11,345	10,822	10,116	10,966	10,074	10,391	10,308	10,834	126,478	
4248	Beer, wine, & distilled alcoholic beverages	3,370	3,484	4,269	3,994	4,715	4,974	4,223	5,000	4,235	4,554	4,851	4,826	52,495	
4249	Miscellaneous nondurable goods	9,361	9,979	11,769	12,074	12,705	12,609	11,650	11,620	10,504	11,572	11,011	11,195	136,049	
42	Inventories, total	228,346	228,535	228,999	232,309	230,423	230,411	234,602	231,513	232,735	240,026	240,240	239,275	X	
423	Durable goods	142,864	145,016	145,990	148,703	149,699	149,554	152,552	151,168	150,495	152,450	152,575	151,709	X	
4231	Motor vehicle & motor vehicle parts & supplies	23,035	24,101	23,256	24,074	24,159	23,186	23,216	22,573	22,705	22,845	23,265	22,219	X	
4232	Furniture & home furnishings	4,602	4,688	4,791	4,779	4,933	5,229	5,153	5,202	5,105	4,932	4,915	4,797	X	
4233	Lumber & other construction materials	6,524	6,824	6,972	6,759	6,749	6,609	6,365	6,338	6,472	6,243	6,402	6,541	X	
4234	Professional & commercial equip. & supplies	21,238	21,010	21,581	21,754	21,632	21,831	23,080	22,630	22,306	23,300	23,520	23,668	X	
42343	Computer & computer peripheral equip. & software	NA	NA	NA	NA	NA	NA	NA	NA	NA	NA	NA	NA	X	
4235	Metals & minerals, ex. petroleum	11,761	11,466	11,774	11,796	11,638	11,630	11,726	11,464	11,267	11,101	10,808	11,170	X	
4236	Electrical and electronic goods	20,308	20,639	20,485	21,062	21,576	22,335	22,881	23,413	23,173	23,046	23,422	23,411	X	
4237	Hardware, & plumbing & heating equip. & supplies	8,210	8,374	8,744	8,569	8,687	8,489	8,455	8,516	8,591	8,686	8,566	8,552	X	
4238	Machinery, equipment, & supplies	31,805	32,567	32,937	33,894	33,942	33,937	34,702	34,633	34,325	35,611	35,380	35,556	X	
4239	Miscellaneous durable goods	15,381	15,347	15,447	16,016	16,383	16,308	16,974	16,399	16,551	16,686	16,297	15,795	X	
424	Nondurable goods	85,482	83,519	83,009	83,606	80,724	80,857	82,050	80,345	82,240	87,576	87,665	87,566	X	
4241	Paper & paper products	5,128	5,088	5,153	5,329	5,093	5,276	5,298	5,196	5,225	5,383	5,224	5,388	X	
4242	Drugs & druggists' sundries	11,572	10,769	10,886	11,083	10,615	10,821	10,891	10,611	10,909	11,009	10,668	10,689	X	
4243	Apparel, piece goods, & notions	12,780	12,444	12,038	11,902	11,843	12,437	12,695	12,537	12,285	11,760	11,400	11,712	X	
4244	Grocery & related products	17,885	17,033	17,335	17,736	17,676	17,761	18,068	17,575	18,645	19,353	18,773	18,456	X	
4245	Farm product raw materials	11,470	10,875	10,032	8,802	7,615	7,201	7,706	7,571	7,876	11,509	13,059	13,138	X	
4246	Chemicals & allied products	4,522	4,768	4,778	4,904	4,949	4,949	4,839	4,890	4,919	4,708	4,720	4,894	X	
4247	Petroleum & petroleum products	4,317	4,335	4,347	4,541	4,655	4,487	4,572	4,539	4,472	4,417	4,341	4,430	X	
4248	Beer, wine, & distilled alcoholic beverages	4,728	4,835	4,853	4,988	4,980	4,969	5,230	5,230	5,461	5,643	5,512	4,730	X	
4249	Miscellaneous nondurable goods	13,080	13,372	13,583	14,447	13,343	12,956	12,751	12,196	12,448	13,794	13,968	14,129	X	
42	Inventories/sales ratios, total	1.38	1.42	1.23	1.37	1.24	1.24	1.36	1.21	1.28	1.24	1.30	1.33	X	
423	Durable goods	1.66	1.71	1.46	1.68	1.53	1.50	1.69	1.49	1.53	1.47	1.57	1.60	X	
4231	Motor vehicle & motor vehicle parts & supplies	1.83	1.92	1.51	1.71	1.56	1.54	1.70	1.53	1.69	1.58	1.65	1.57	X	
4232	Furniture & home furnishings	1.71	1.76	1.42	1.63	1.54	1.69	1.81	1.60	1.66	1.49	1.54	1.65	X	
4233	Lumber & other construction materials	1.34	1.44	1.21	1.28	1.11	1.10	1.18	1.00	1.14	1.03	1.20	1.39	X	
4234	Professional & commercial equip. & supplies	1.41	1.48	1.25	1.50	1.35	1.27	1.47	1.31	1.25	1.29	1.41	1.31	X	
42343	Computer & computer peripheral equip. & software	NA	NA	NA	NA	NA	NA	NA	NA	NA	NA	NA	NA	X	
4235	Metals & minerals, ex. petroleum	1.63	1.68	1.45	1.62	1.54	1.54	1.75	1.51	1.55	1.47	1.56	1.73	X	
4236	Electrical and electronic goods	1.48	1.50	1.30	1.50	1.41	1.41	1.54	1.39	1.35	1.31	1.42	1.53	X	
4237	Hardware, & plumbing & heating equip. & supplies	1.98	2.08	1.91	1.99	1.81	1.64	1.75	1.65	1.72	1.67	1.81	1.93	X	
4238	Machinery, equipment, & supplies	2.22	2.28	1.93	2.25	2.01	2.06	2.30	2.04	2.19	2.11	2.23	2.13	X	
4239	Miscellaneous durable goods	1.38	1.32	1.23	1.42	1.34	1.26	1.55	1.21	1.27	1.17	1.18	1.27	X	
424	Nondurable goods	1.07	1.09	0.96	1.03	0.91	0.93	1.00	0.90	0.99	0.97	1.00	1.03	X	
4241	Paper & paper products	0.99	1.02	0.89	1.04	0.91	0.91	0.96	0.86	0.92	0.93	0.96	1.05	X	
4242	Drugs & druggists' sundries	1.70	1.74	1.53	1.69	1.53	1.57	1.69	1.46	1.56	1.43	1.42	1.46	X	
4243	Apparel, piece goods, & notions	2.53	2.20	1.95	2.42	2.43	2.20	2.24	1.87	1.99	1.78	2.01	2.63	X	
4244	Grocery & related products	0.73	0.76	0.67	0.72	0.65	0.68	0.71	0.66	0.72	0.71	0.70	0.70	X	
4245	Farm product raw materials	1.05	1.10	0.91	0.92	0.74	0.74	0.84	0.72	0.80	0.98	1.12	1.19	X	
4246	Chemicals & allied products	1.16	1.23	1.09	1.17	1.07	1.10	1.22	1.10	1.22	1.09	1.11	1.25	X	
4247	Petroleum & petroleum products	0.41	0.43	0.41	0.43	0.41	0.41	0.45	0.41	0.44	0.43	0.42	0.41	X	
4248	Beer, wine, & distilled alcoholic beverages	1.40	1.39	1.14	1.25	1.06	1.00	1.24	1.05	1.29	1.24	1.14	0.98	X	
4249	Miscellaneous nondurable goods	1.40	1.34	1.15	1.20	1.05	1.03	1.09	1.05	1.19	1.19	1.27	1.26	X	

See footnotes at end of table.

Table 1. Revised Adjusted and Unadjusted Estimates of Monthly Sales, Inventories, and Inventories/Sales Ratios of Merchant Wholesalers, Except Manufacturers' Sales Branches and Offices: January 1992 Through January 2006—Con.

[Sales and Inventory estimates are shown in millions of dollars. Estimates are based on data from the Monthly Wholesale Trade Survey and Annual Wholesale Trade Survey. Estimates have been adjusted using final results of the 2002 Economic Census]

NAICS code	Kind of business	1994											
		Jan.	Feb.	Mar.	Apr.	May	June	July	Aug.	Sept.	Oct.	Nov.	Dec.
	ADJUSTED¹												
42	Sales, total	156,983	157,654	160,546	160,114	161,206	162,652	164,247	168,414	168,187	171,258	171,528	174,127
423	Durable goods	81,279	81,767	83,211	83,684	84,445	84,982	86,119	89,261	88,927	90,925	91,055	92,625
4231	Motor vehicle & motor vehicle parts & supplies	13,851	14,220	14,209	14,142	13,870	13,871	14,316	15,148	14,170	14,421	14,684	14,450
4232	Furniture & home furnishings	2,613	2,663	2,625	2,643	2,619	2,652	2,784	2,858	2,917	2,991	2,941	3,015
4233	Lumber & other construction materials	5,098	5,071	5,238	5,300	5,439	5,393	5,635	5,525	5,500	5,629	5,724	5,867
4234	Professional & commercial equip. & supplies	13,250	13,139	13,252	13,375	13,152	13,190	13,639	13,998	14,076	14,447	14,708	15,212
42343	Computer & computer peripheral equip. & software	NA	NA	NA	NA	NA	NA	NA	NA	NA	NA	NA	NA
4235	Metals & minerals, ex. petroleum	6,133	6,323	6,476	6,481	6,691	6,884	6,780	7,162	7,176	7,373	7,077	7,293
4236	Electrical and electronic goods	12,048	12,026	12,688	12,701	13,461	13,266	13,070	13,503	13,625	14,164	14,111	14,417
4237	Hardware, & plumbing & heating equip. & supplies	4,092	4,239	4,353	4,350	4,361	4,363	4,337	4,513	4,595	4,581	4,648	4,832
4238	Machinery, equipment, & supplies	13,860	13,839	13,942	13,875	14,141	14,563	14,581	14,972	15,089	15,182	15,171	15,608
4239	Miscellaneous durable goods	10,334	10,247	10,428	10,817	10,711	10,800	10,977	11,588	11,779	12,137	11,991	11,931
424	Nondurable goods	75,704	75,887	77,335	76,430	76,761	77,670	78,128	79,153	79,260	80,333	80,473	81,502
4241	Paper & paper products	4,362	4,352	4,427	4,484	4,534	4,553	4,606	4,710	4,738	4,852	4,800	5,126
4242	Drugs & druggists' sundries	6,149	5,857	6,047	6,675	6,298	6,301	6,522	6,498	6,496	6,750	6,546	6,492
4243	Apparel, piece goods, & notions	5,795	5,896	6,071	5,869	5,635	5,786	5,546	5,650	5,612	5,579	5,655	5,569
4244	Grocery & related products	23,311	23,560	23,753	23,563	23,766	23,918	23,950	24,347	24,599	24,653	25,291	25,292
4245	Farm product raw materials	8,258	8,023	8,380	8,317	8,887	8,788	8,720	8,662	8,509	9,145	8,884	9,209
4246	Chemicals & allied products	3,340	3,349	3,438	3,442	3,520	3,533	3,597	3,755	3,740	3,812	3,873	3,959
4247	Petroleum & petroleum products	10,438	10,561	10,653	9,562	9,963	10,384	10,674	11,073	10,688	10,537	10,595	10,601
4248	Beer, wine, & distilled alcoholic beverages	4,218	4,237	4,343	4,357	4,264	4,392	4,381	4,290	4,348	4,357	4,417	4,411
4249	Miscellaneous nondurable goods	9,833	10,052	10,223	10,161	9,894	10,015	10,132	10,168	10,530	10,648	10,412	10,843
42	Inventories, total	204,844	206,498	205,748	206,510	210,080	209,820	211,902	213,360	215,081	218,049	219,673	221,978
423	Durable goods	129,029	130,021	129,342	130,573	133,392	133,462	135,588	136,055	137,061	139,409	140,240	141,975
4231	Motor vehicle & motor vehicle parts & supplies	21,608	21,381	20,881	21,204	21,308	21,399	21,769	21,433	21,792	22,299	22,345	22,449
4232	Furniture & home furnishings	4,568	4,552	4,533	4,587	4,554	4,479	4,503	4,555	4,613	4,655	4,604	4,654
4233	Lumber & other construction materials	5,982	5,978	6,022	6,029	6,149	6,303	6,364	6,399	6,383	6,469	6,567	6,631
4234	Professional & commercial equip. & supplies	18,409	18,486	18,536	18,927	19,615	19,291	19,633	19,498	19,711	20,396	20,403	20,772
42343	Computer & computer peripheral equip. & software	NA	NA	NA	NA	NA	NA	NA	NA	NA	NA	NA	NA
4235	Metals & minerals, ex. petroleum	10,038	10,120	10,181	10,193	10,406	10,751	10,630	10,810	10,993	11,146	11,336	11,399
4236	Electrical and electronic goods	17,610	18,013	17,861	18,117	18,546	18,607	19,104	19,230	19,512	19,455	19,351	20,255
4237	Hardware, & plumbing & heating equip. & supplies	7,290	7,431	7,468	7,548	7,749	7,854	8,004	8,153	8,277	8,237	8,260	8,457
4238	Machinery, equipment, & supplies	28,705	29,257	29,141	29,230	29,830	29,713	30,265	30,810	31,125	31,433	31,998	31,869
4239	Miscellaneous durable goods	14,819	14,803	14,719	14,738	15,235	15,065	15,316	15,167	14,655	15,319	15,376	15,489
424	Nondurable goods	75,815	76,477	76,406	75,937	76,688	76,358	76,314	77,305	78,020	78,640	79,433	80,003
4241	Paper & paper products	4,714	4,716	4,662	4,649	4,661	4,612	4,704	4,673	4,659	4,708	4,818	4,859
4242	Drugs & druggists' sundries	10,164	10,045	9,902	9,985	10,154	10,055	10,245	10,241	10,199	10,569	10,690	10,688
4243	Apparel, piece goods, & notions	10,938	10,959	11,050	10,666	10,787	10,661	10,972	11,398	11,475	11,590	11,803	11,935
4244	Grocery & related products	17,150	17,350	17,647	17,098	17,071	17,442	16,823	17,250	17,489	17,556	17,511	17,698
4245	Farm product raw materials	8,318	8,490	8,460	8,552	8,674	8,296	7,928	7,877	8,160	8,098	8,542	8,824
4246	Chemicals & allied products	4,091	4,064	4,028	4,067	4,137	4,095	4,163	4,296	4,212	4,296	4,386	4,463
4247	Petroleum & petroleum products	3,896	4,042	4,021	4,048	4,111	4,194	4,357	4,377	4,393	4,378	4,479	4,408
4248	Beer, wine, & distilled alcoholic beverages	4,852	4,930	4,820	4,933	5,016	4,916	4,930	4,930	4,916	4,974	4,957	4,972
4249	Miscellaneous nondurable goods	11,692	11,881	11,816	11,939	12,077	12,087	12,192	12,347	12,433	12,419	12,417	12,156
42	Inventories/sales ratios, total	1.30	1.31	1.28	1.29	1.30	1.29	1.29	1.27	1.28	1.27	1.28	1.27
423	Durable goods	1.59	1.59	1.55	1.56	1.58	1.57	1.57	1.52	1.54	1.53	1.54	1.53
4231	Motor vehicle & motor vehicle parts & supplies	1.56	1.50	1.47	1.50	1.54	1.54	1.52	1.41	1.54	1.55	1.52	1.55
4232	Furniture & home furnishings	1.75	1.71	1.73	1.74	1.74	1.69	1.62	1.60	1.58	1.56	1.57	1.54
4233	Lumber & other construction materials	1.17	1.18	1.15	1.14	1.13	1.17	1.13	1.16	1.16	1.15	1.15	1.13
4234	Professional & commercial equip. & supplies	1.39	1.41	1.40	1.42	1.49	1.46	1.44	1.39	1.40	1.41	1.39	1.37
42343	Computer & computer peripheral equip. & software	NA	NA	NA	NA	NA	NA	NA	NA	NA	NA	NA	NA
4235	Metals & minerals, ex. petroleum	1.64	1.60	1.57	1.57	1.56	1.56	1.57	1.51	1.53	1.51	1.60	1.56
4236	Electrical and electronic goods	1.46	1.50	1.41	1.43	1.38	1.40	1.46	1.42	1.43	1.37	1.37	1.40
4237	Hardware, & plumbing & heating equip. & supplies	1.78	1.75	1.72	1.74	1.78	1.80	1.85	1.81	1.80	1.80	1.78	1.75
4238	Machinery, equipment, & supplies	2.07	2.11	2.09	2.11	2.11	2.04	2.08	2.06	2.06	2.07	2.11	2.04
4239	Miscellaneous durable goods	1.43	1.44	1.41	1.36	1.42	1.39	1.40	1.31	1.24	1.26	1.28	1.30
424	Nondurable goods	1.00	1.01	0.99	0.99	1.00	0.98	0.98	0.98	0.98	0.98	0.99	0.98
4241	Paper & paper products	1.08	1.08	1.05	1.04	1.03	1.01	1.02	0.99	0.98	0.97	1.00	0.95
4242	Drugs & druggists' sundries	1.65	1.72	1.64	1.50	1.61	1.60	1.57	1.58	1.57	1.57	1.63	1.65
4243	Apparel, piece goods, & notions	1.89	1.86	1.82	1.82	1.91	1.84	1.98	2.02	2.04	2.08	2.09	2.14
4244	Grocery & related products	0.74	0.74	0.74	0.73	0.72	0.73	0.70	0.71	0.71	0.71	0.69	0.70
4245	Farm product raw materials	1.01	1.06	1.01	1.03	0.98	0.94	0.91	0.91	0.96	0.89	0.96	0.96
4246	Chemicals & allied products	1.22	1.21	1.17	1.18	1.18	1.16	1.16	1.12	1.15	1.14	1.13	1.13
4247	Petroleum & petroleum products	0.37	0.38	0.38	0.42	0.41	0.40	0.41	0.40	0.41	0.42	0.42	0.42
4248	Beer, wine, & distilled alcoholic beverages	1.15	1.16	1.11	1.13	1.18	1.12	1.13	1.15	1.13	1.14	1.12	1.13
4249	Miscellaneous nondurable goods	1.19	1.18	1.16	1.17	1.22	1.21	1.20	1.21	1.18	1.17	1.18	1.12

See footnotes at end of table.

Table 1. Revised Adjusted and Unadjusted Estimates of Monthly Sales, Inventories, and Inventories/Sales Ratios of Merchant Wholesalers, Except Manufacturers' Sales Branches and Offices: January 1992 Through January 2006—Con.

[Sales and Inventory estimates are shown in millions of dollars. Estimates are based on data from the Monthly Wholesale Trade Survey and Annual Wholesale Trade Survey. Estimates have been adjusted using final results of the 2002 Economic Census]

NAICS code	Kind of business	1994												Total
		Jan.	Feb.	Mar.	Apr.	May	June	July	Aug.	Sept.	Oct.	Nov.	Dec.	
	UNADJUSTED²													
42	Sales, total	143,826	143,069	171,413	157,193	163,090	168,454	157,254	177,898	172,066	176,341	171,870	172,425	1,974,899
423	Durable goods	72,561	73,465	89,646	81,585	84,631	88,736	82,265	95,037	93,127	94,660	91,096	90,829	1,037,638
4231	Motor vehicle & motor vehicle parts & supplies	11,967	12,940	15,900	14,425	14,369	14,426	14,101	15,542	13,745	14,536	14,699	14,421	171,071
4232	Furniture & home furnishings	2,242	2,346	2,817	2,585	2,648	2,697	2,575	3,060	3,136	3,224	3,017	2,970	33,317
4233	Lumber & other construction materials	4,231	4,270	5,427	5,247	5,760	5,916	5,669	6,332	5,858	5,905	5,569	5,192	65,376
4234	Professional & commercial equip. & supplies	12,720	11,891	14,471	12,613	12,337	13,704	12,875	14,698	15,075	14,736	14,237	16,064	165,421
42343	Computer & computer peripheral equip. & software	NA	NA	NA	NA	NA	NA	NA	NA	NA	NA	NA	NA	NA
4235	Metals & minerals, ex. petroleum	5,722	5,874	7,208	6,507	6,985	7,311	6,366	7,549	7,420	7,292	6,773	6,673	81,680
4236	Electrical and electronic goods	10,783	10,956	13,310	12,053	12,976	13,571	12,573	14,489	14,878	15,156	14,492	13,884	159,121
4237	Hardware, & plumbing & heating equip. & supplies	3,507	3,684	4,296	4,185	4,431	4,760	4,415	4,960	4,944	4,893	4,727	4,407	53,209
4238	Machinery, equipment, & supplies	12,460	12,538	15,434	14,083	14,735	15,335	13,779	15,765	15,255	15,288	14,428	15,311	174,411
4239	Miscellaneous durable goods	8,929	8,966	10,783	9,887	10,390	11,016	9,912	12,642	12,816	13,630	13,154	11,907	134,032
424	Nondurable goods	71,265	69,604	81,767	75,608	78,459	79,718	74,989	82,861	78,939	81,681	80,774	81,596	937,261
4241	Paper & paper products	4,209	3,986	4,675	4,358	4,457	4,726	4,413	5,059	4,833	5,032	4,766	4,921	55,435
4242	Drugs & druggists' sundries	6,118	5,435	6,374	6,401	6,210	6,282	6,072	6,602	6,645	6,892	6,729	6,615	76,375
4243	Apparel, piece goods, & notions	5,129	5,849	6,969	5,241	4,700	5,907	5,446	6,616	6,319	6,221	5,672	4,455	68,524
4244	Grocery & related products	22,309	21,275	24,632	23,186	24,555	24,492	23,591	25,223	24,454	25,023	25,493	25,773	289,903
4245	Farm product raw materials	8,646	7,702	9,335	7,976	8,949	8,199	7,682	8,662	7,862	9,355	9,337	9,936	103,641
4246	Chemicals & allied products	3,106	3,138	3,754	3,463	3,738	3,794	3,414	3,988	3,744	3,694	3,819	3,638	43,290
4247	Petroleum & petroleum products	10,187	9,906	10,749	9,677	10,102	10,176	10,300	11,671	10,560	10,674	10,595	10,802	125,399
4248	Beer, wine, & distilled alcoholic beverages	3,075	3,377	4,443	4,261	4,460	4,985	4,324	4,719	4,374	4,248	4,784	4,971	52,021
4249	Miscellaneous nondurable goods	8,486	8,936	10,836	11,045	11,388	11,157	9,747	10,321	10,151	10,542	9,579	10,485	122,673
42	Inventories, total	208,811	209,004	206,179	207,610	208,651	207,155	211,125	209,742	211,506	219,651	221,505	222,826	X
423	Durable goods	128,805	130,083	128,756	131,342	134,357	133,437	137,375	136,532	136,430	139,236	139,474	139,941	X
4231	Motor vehicle & motor vehicle parts & supplies	21,889	22,215	21,027	21,649	21,478	21,035	21,486	20,683	21,400	22,321	22,747	21,820	X
4232	Furniture & home furnishings	4,481	4,493	4,524	4,527	4,600	4,542	4,562	4,664	4,714	4,641	4,567	4,566	X
4233	Lumber & other construction materials	5,964	6,044	6,323	6,144	6,315	6,454	6,389	6,335	6,281	6,210	6,331	6,485	X
4234	Professional & commercial equip. & supplies	18,704	18,320	18,425	18,965	19,478	19,040	20,026	19,479	19,396	20,580	20,444	20,814	X
42343	Computer & computer peripheral equip. & software	NA	NA	NA	NA	NA	NA	NA	NA	NA	NA	NA	NA	X
4235	Metals & minerals, ex. petroleum	10,118	10,019	10,232	10,275	10,385	10,891	10,779	10,767	10,938	11,012	10,973	11,559	X
4236	Electrical and electronic goods	17,522	17,923	17,397	17,936	18,546	18,830	19,677	19,768	19,668	19,299	19,157	19,890	X
4237	Hardware, & plumbing & heating equip. & supplies	7,159	7,424	7,543	7,631	7,919	7,823	8,036	8,235	8,310	8,179	8,120	8,330	X
4238	Machinery, equipment, & supplies	28,475	29,286	29,258	29,698	30,218	29,772	30,537	30,933	30,658	31,307	31,774	31,391	X
4239	Miscellaneous durable goods	14,493	14,359	14,027	14,517	15,418	15,050	15,883	15,668	15,065	15,687	15,361	15,086	X
424	Nondurable goods	80,006	78,921	77,423	76,268	74,294	73,718	73,750	73,210	75,076	80,415	82,031	82,885	X
4241	Paper & paper products	4,912	4,716	4,709	4,742	4,544	4,598	4,699	4,547	4,575	4,694	4,765	4,932	X
4242	Drugs & druggists' sundries	10,977	10,376	9,833	9,935	9,545	9,663	10,091	9,821	10,087	10,780	10,786	11,051	X
4243	Apparel, piece goods, & notions	11,321	10,937	10,785	10,143	10,366	10,885	11,279	11,649	11,727	11,497	11,425	12,162	X
4244	Grocery & related products	17,253	16,934	17,312	16,910	16,866	17,268	16,571	16,646	17,611	18,434	18,194	18,105	X
4245	Farm product raw materials	10,872	10,587	9,534	8,689	7,520	6,454	5,986	5,459	5,875	6,649	10,379	10,871	X
4246	Chemicals & allied products	4,026	4,129	4,105	4,087	4,211	4,152	4,130	4,284	4,219	4,239	4,329	4,427	X
4247	Petroleum & petroleum products	3,830	3,941	3,864	3,979	4,070	4,102	4,366	4,500	4,485	4,527	4,573	4,509	X
4248	Beer, wine, & distilled alcoholic beverages	4,585	4,743	4,685	4,972	4,926	4,872	5,009	4,920	5,108	5,462	5,309	4,599	X
4249	Miscellaneous nondurable goods	12,230	12,558	12,596	12,811	12,246	11,724	11,619	11,384	11,389	12,133	12,271	12,229	X
42	Inventories/sales ratios, total	1.45	1.46	1.20	1.32	1.28	1.23	1.34	1.18	1.23	1.25	1.29	1.29	X
423	Durable goods	1.78	1.77	1.44	1.61	1.59	1.50	1.67	1.44	1.46	1.47	1.53	1.54	X
4231	Motor vehicle & motor vehicle parts & supplies	1.83	1.72	1.32	1.50	1.49	1.46	1.52	1.33	1.56	1.54	1.55	1.51	X
4232	Furniture & home furnishings	2.00	1.92	1.61	1.75	1.74	1.68	1.77	1.52	1.50	1.44	1.51	1.54	X
4233	Lumber & other construction materials	1.41	1.42	1.17	1.17	1.10	1.09	1.13	1.00	1.07	1.05	1.14	1.25	X
4234	Professional & commercial equip. & supplies	1.47	1.54	1.27	1.50	1.58	1.39	1.56	1.33	1.29	1.40	1.44	1.30	X
42343	Computer & computer peripheral equip. & software	NA	NA	NA	NA	NA	NA	NA	NA	NA	NA	NA	NA	X
4235	Metals & minerals, ex. petroleum	1.77	1.71	1.42	1.58	1.49	1.49	1.69	1.43	1.47	1.51	1.62	1.73	X
4236	Electrical and electronic goods	1.62	1.64	1.31	1.49	1.43	1.39	1.57	1.36	1.32	1.27	1.32	1.43	X
4237	Hardware, & plumbing & heating equip. & supplies	2.04	2.02	1.76	1.82	1.79	1.64	1.82	1.66	1.68	1.67	1.72	1.89	X
4238	Machinery, equipment, & supplies	2.29	2.34	1.90	2.11	2.05	1.94	2.22	1.96	2.01	2.05	2.20	2.05	X
4239	Miscellaneous durable goods	1.62	1.60	1.30	1.47	1.48	1.37	1.60	1.24	1.18	1.15	1.17	1.27	X
424	Nondurable goods	1.12	1.13	0.95	1.01	0.95	0.92	0.98	0.88	0.95	0.98	1.02	1.02	X
4241	Paper & paper products	1.17	1.18	1.01	1.09	1.02	0.97	1.06	0.90	0.95	0.93	1.00	1.00	X
4242	Drugs & druggists' sundries	1.79	1.91	1.54	1.55	1.54	1.66	1.49	1.52	1.56	1.60	1.67	1.67	X
4243	Apparel, piece goods, & notions	2.21	1.87	1.55	1.94	2.21	1.84	2.07	1.76	1.86	1.85	2.01	2.73	X
4244	Grocery & related products	0.77	0.80	0.73	0.69	0.71	0.70	0.66	0.72	0.74	0.71	0.70	0.70	X
4245	Farm product raw materials	1.26	1.37	1.02	1.09	0.84	0.79	0.78	0.63	0.75	0.92	1.11	1.09	X
4246	Chemicals & allied products	1.30	1.32	1.09	1.18	1.13	1.09	1.21	1.07	1.13	1.15	1.13	1.22	X
4247	Petroleum & petroleum products	0.38	0.40	0.36	0.41	0.40	0.40	0.42	0.39	0.42	0.42	0.43	0.42	X
4248	Beer, wine, & distilled alcoholic beverages	1.49	1.40	1.05	1.17	1.10	0.98	1.16	1.04	1.17	1.29	1.11	0.93	X
4249	Miscellaneous nondurable goods	1.44	1.41	1.16	1.16	1.08	1.05	1.19	1.10	1.12	1.15	1.28	1.17	X

See footnotes at end of table.

Table 1. Revised Adjusted and Unadjusted Estimates of Monthly Sales, Inventories, and Inventories/Sales Ratios of Merchant Wholesalers, Except Manufacturers' Sales Branches and Offices: January 1992 Through January 2006—Con.

[Sales and Inventory estimates are shown in millions of dollars. Estimates are based on data from the Monthly Wholesale Trade Survey and Annual Wholesale Trade Survey. Estimates have been adjusted using final results of the 2002 Economic Census]

NAICS code	Kind of business	1993											
		Jan.	Feb.	Mar.	Apr.	May	June	July	Aug.	Sept.	Oct.	Nov.	Dec.
	ADJUSTED¹												
42	Sales, total	153,497	152,528	149,841	153,239	156,085	152,751	154,732	154,879	155,380	155,866	156,094	152,929
423	Durable goods	77,007	76,934	74,823	77,212	78,460	77,387	79,739	79,377	79,368	80,188	79,935	79,080
4231	Motor vehicle & motor vehicle parts & supplies	13,633	13,368	12,421	13,436	13,793	12,817	13,796	13,534	13,842	13,749	13,293	12,716
4232	Furniture & home furnishings	2,704	2,683	2,543	2,406	2,773	2,751	2,736	2,763	2,687	2,687	2,584	2,530
4233	Lumber & other construction materials	4,652	5,179	4,757	4,788	4,715	4,736	4,772	4,826	4,839	4,910	5,255	5,134
4234	Professional & commercial equip. & supplies	12,401	13,062	12,344	12,746	12,472	12,844	12,926	13,148	13,127	13,750	13,421	12,922
42343	Computer & computer peripheral equip. & software	NA	NA	NA	NA	NA	NA	NA	NA	NA	NA	NA	NA
4235	Metals & minerals, ex. petroleum	6,107	5,880	5,934	5,967	6,155	6,147	6,081	5,991	6,036	5,889	5,883	6,045
4236	Electrical and electronic goods	10,156	10,321	10,265	10,736	10,916	10,977	11,454	11,614	11,876	11,977	12,004	12,011
4237	Hardware, & plumbing & heating equip. & supplies	3,739	3,762	3,692	3,717	3,861	3,814	3,869	3,985	3,874	4,008	3,986	4,057
4238	Machinery, equipment, & supplies	13,174	13,114	13,122	13,391	13,820	13,592	13,798	13,543	13,525	13,483	13,570	13,489
4239	Miscellaneous durable goods	10,441	9,565	9,745	9,724	9,955	9,709	10,307	9,973	9,562	9,735	9,939	10,176
424	Nondurable goods	76,490	75,594	75,018	76,027	77,625	75,364	74,993	75,502	76,012	75,678	76,159	73,849
4241	Paper & paper products	4,037	4,093	4,060	4,098	4,134	4,167	4,128	4,178	4,257	4,339	4,386	4,312
4242	Drugs & druggists' sundries	5,731	5,745	5,663	5,649	5,667	5,682	5,592	5,692	5,780	5,875	5,946	5,929
4243	Apparel, piece goods, & notions	5,378	5,151	5,060	5,437	5,504	5,416	5,415	5,647	5,860	5,778	5,982	4,994
4244	Grocery & related products	24,373	23,494	23,491	23,920	23,945	23,956	23,801	23,503	23,523	23,309	23,431	23,159
4245	Farm product raw materials	8,703	8,690	8,535	8,587	9,253	8,370	8,242	8,304	8,253	8,209	8,141	8,655
4246	Chemicals & allied products	3,343	3,466	3,370	3,346	3,318	3,300	3,263	3,244	3,347	3,255	3,316	3,315
4247	Petroleum & petroleum products	10,554	10,953	11,093	11,054	11,237	10,477	10,374	10,486	10,723	10,725	10,594	9,376
4248	Beer, wine, & distilled alcoholic beverages	4,124	4,107	4,168	4,254	4,290	4,163	4,274	4,253	4,312	4,296	4,221	4,233
4249	Miscellaneous nondurable goods	10,247	9,895	9,578	9,682	10,277	9,833	9,904	10,195	9,957	9,892	10,142	9,876
42	Inventories, total	197,552	197,207	198,831	199,622	199,395	199,698	199,737	201,788	202,858	202,074	203,158	204,842
423	Durable goods	123,313	123,399	124,773	125,033	124,670	124,752	125,102	126,359	126,840	127,086	127,481	128,851
4231	Motor vehicle & motor vehicle parts & supplies	21,993	21,789	22,222	22,005	21,673	20,992	21,325	21,844	21,527	21,398	21,399	22,203
4232	Furniture & home furnishings	4,451	4,460	4,521	4,494	4,518	4,526	4,441	4,447	4,450	4,505	4,509	4,522
4233	Lumber & other construction materials	5,846	5,851	6,008	6,210	5,992	5,959	5,948	5,944	5,934	6,007	5,819	6,018
4234	Professional & commercial equip. & supplies	16,638	16,700	17,064	17,079	17,146	17,240	17,354	17,526	17,672	17,662	17,799	17,923
42343	Computer & computer peripheral equip. & software	NA	NA	NA	NA	NA	NA	NA	NA	NA	NA	NA	NA
4235	Metals & minerals, ex. petroleum	9,422	9,458	9,511	9,689	9,647	9,834	9,920	9,892	9,947	9,956	9,913	10,119
4236	Electrical and electronic goods	16,614	16,620	17,079	16,828	17,024	17,131	17,102	17,320	17,565	17,765	17,661	17,429
4237	Hardware, & plumbing & heating equip. & supplies	6,990	6,942	6,958	6,950	6,831	6,873	6,871	6,891	6,948	7,086	7,231	7,238
4238	Machinery, equipment, & supplies	28,329	28,405	28,331	28,357	28,307	28,509	28,218	28,201	28,355	28,283	28,481	28,568
4239	Miscellaneous durable goods	13,030	13,174	13,079	13,421	13,532	13,688	13,923	14,294	14,442	14,424	14,729	14,831
424	Nondurable goods	74,239	73,808	74,058	74,589	74,725	74,946	74,635	75,429	76,018	74,988	75,677	75,991
4241	Paper & paper products	4,506	4,448	4,492	4,508	4,529	4,532	4,512	4,562	4,545	4,527	4,426	4,672
4242	Drugs & druggists' sundries	9,701	9,486	9,604	9,481	9,483	9,502	9,624	9,766	9,929	9,786	9,979	10,253
4243	Apparel, piece goods, & notions	10,377	10,235	10,275	10,150	10,772	10,974	10,744	10,838	11,493	11,147	11,062	11,161
4244	Grocery & related products	17,685	17,857	17,669	18,145	17,748	17,228	16,983	17,085	16,968	17,083	17,350	17,340
4245	Farm product raw materials	7,360	7,374	7,405	7,643	7,707	8,045	8,362	8,376	7,744	7,593	8,168	8,180
4246	Chemicals & allied products	3,787	3,795	3,867	3,840	3,956	3,975	4,028	4,072	4,166	4,197	4,112	4,113
4247	Petroleum & petroleum products	4,290	4,195	4,139	4,155	4,129	4,154	4,093	4,218	4,187	4,155	4,073	3,705
4248	Beer, wine, & distilled alcoholic beverages	4,723	4,717	4,782	4,787	4,676	4,674	4,590	4,525	4,676	4,723	4,693	4,861
4249	Miscellaneous nondurable goods	11,810	11,701	11,825	11,880	11,725	11,862	11,699	11,987	12,310	11,777	11,814	11,706
42	Inventories/sales ratios, total	1.29	1.29	1.33	1.30	1.28	1.31	1.29	1.30	1.31	1.30	1.30	1.34
423	Durable goods	1.60	1.60	1.67	1.62	1.59	1.61	1.57	1.59	1.60	1.58	1.59	1.63
4231	Motor vehicle & motor vehicle parts & supplies	1.61	1.63	1.79	1.64	1.57	1.64	1.55	1.61	1.56	1.56	1.61	1.75
4232	Furniture & home furnishings	1.65	1.66	1.78	1.66	1.63	1.65	1.62	1.61	1.66	1.68	1.74	1.79
4233	Lumber & other construction materials	1.26	1.13	1.26	1.30	1.27	1.26	1.25	1.23	1.23	1.22	1.11	1.17
4234	Professional & commercial equip. & supplies	1.34	1.28	1.38	1.34	1.37	1.34	1.34	1.33	1.35	1.28	1.33	1.39
42343	Computer & computer peripheral equip. & software	NA	NA	NA	NA	NA	NA	NA	NA	NA	NA	NA	NA
4235	Metals & minerals, ex. petroleum	1.54	1.61	1.60	1.62	1.57	1.60	1.63	1.65	1.65	1.69	1.69	1.67
4236	Electrical and electronic goods	1.64	1.61	1.66	1.57	1.56	1.56	1.49	1.49	1.48	1.48	1.47	1.45
4237	Hardware, & plumbing & heating equip. & supplies	1.87	1.85	1.88	1.87	1.77	1.80	1.78	1.73	1.79	1.77	1.81	1.78
4238	Machinery, equipment, & supplies	2.15	2.17	2.16	2.12	2.05	2.10	2.05	2.08	2.10	2.10	2.10	2.12
4239	Miscellaneous durable goods	1.25	1.38	1.34	1.38	1.36	1.41	1.35	1.43	1.51	1.48	1.48	1.46
424	Nondurable goods	0.97	0.98	0.99	0.98	0.96	0.99	1.00	1.00	1.00	0.99	0.99	1.03
4241	Paper & paper products	1.12	1.09	1.11	1.10	1.10	1.09	1.09	1.09	1.07	1.04	1.01	1.08
4242	Drugs & druggists' sundries	1.69	1.65	1.70	1.68	1.67	1.67	1.72	1.72	1.72	1.67	1.68	1.73
4243	Apparel, piece goods, & notions	1.93	1.99	2.03	1.87	1.96	2.03	1.98	1.92	1.96	1.93	1.85	2.23
4244	Grocery & related products	0.73	0.76	0.75	0.76	0.74	0.72	0.71	0.73	0.72	0.73	0.74	0.75
4245	Farm product raw materials	0.85	0.85	0.87	0.89	0.83	0.96	1.01	1.01	0.94	0.92	1.00	0.95
4246	Chemicals & allied products	1.13	1.09	1.15	1.15	1.19	1.20	1.23	1.26	1.24	1.29	1.24	1.21
4247	Petroleum & petroleum products	0.41	0.38	0.37	0.38	0.37	0.40	0.39	0.40	0.39	0.39	0.38	0.40
4248	Beer, wine, & distilled alcoholic beverages	1.15	1.15	1.15	1.13	1.09	1.12	1.07	1.06	1.08	1.10	1.11	1.15
4249	Miscellaneous nondurable goods	1.15	1.18	1.23	1.23	1.14	1.21	1.18	1.18	1.24	1.19	1.16	1.19

See footnotes at end of table.

Table 1. Revised Adjusted and Unadjusted Estimates of Monthly Sales, Inventories, and Inventories/Sales Ratios of Merchant Wholesalers, Except Manufacturers' Sales Branches and Offices: January 1992 Through January 2006—Con.

[Sales and Inventory estimates are shown in millions of dollars. Estimates are based on data from the Monthly Wholesale Trade Survey and Annual Wholesale Trade Survey. Estimates have been adjusted using final results of the 2002 Economic Census]

NAICS code	Kind of business	1993												Total
		Jan.	Feb.	Mar.	Apr.	May	June	July	Aug.	Sept.	Oct.	Nov.	Dec.	
	UNADJUSTED²													
42	Sales, total	140,824	138,267	159,749	154,677	153,693	158,043	152,798	159,014	158,768	160,576	156,357	155,449	1,848,215
423	Durable goods	68,952	69,095	80,468	77,780	75,985	80,845	78,487	82,406	82,544	83,615	80,134	79,634	939,945
4231	Motor vehicle & motor vehicle parts & supplies	11,888	12,178	13,912	13,987	13,779	13,484	13,893	13,507	13,358	14,093	13,227	12,996	160,302
4232	Furniture & home furnishings	2,304	2,361	2,729	2,756	2,718	2,770	2,618	2,907	2,870	2,891	2,685	2,540	32,149
4233	Lumber & other construction materials	3,880	4,371	4,909	4,936	4,838	5,153	4,939	5,318	5,158	5,165	5,076	4,759	58,502
4234	Professional & commercial equip. & supplies	11,917	11,847	13,331	12,466	11,362	13,139	12,706	13,385	14,112	13,929	13,018	13,995	155,207
42343	Computer & computer peripheral equip. & software	NA	NA	NA	NA	NA	NA	NA	NA	NA	NA	NA	NA	NA
4235	Metals & minerals, ex. petroleum	5,814	5,451	6,545	6,188	6,143	6,627	5,862	6,195	6,169	5,948	5,548	5,700	72,190
4236	Electrical and electronic goods	9,120	9,402	10,758	10,435	10,228	11,284	11,317	12,137	12,886	12,863	12,388	11,831	134,649
4237	Hardware, & plumbing & heating equip. & supplies	3,201	3,277	3,629	3,695	3,784	4,173	4,062	4,284	4,134	4,277	4,106	3,793	46,415
4238	Machinery, equipment, & supplies	11,870	11,829	14,657	14,128	13,765	14,380	13,494	13,922	13,511	13,604	13,054	13,610	161,824
4239	Miscellaneous durable goods	8,958	8,379	9,998	9,189	9,368	9,835	9,596	10,751	10,346	10,845	11,032	10,410	118,707
424	Nondurable goods	71,872	69,172	79,281	76,897	77,708	77,198	74,311	76,608	76,224	76,961	76,223	75,815	908,270
4241	Paper & paper products	3,908	3,741	4,308	4,102	3,960	4,342	4,050	4,287	4,312	4,517	4,399	4,286	50,212
4242	Drugs & druggists' sundries	5,725	5,343	5,929	5,649	5,299	5,710	5,385	5,624	5,867	6,045	6,136	6,285	68,997
4243	Apparel, piece goods, & notions	4,776	5,084	5,672	4,969	4,431	5,530	5,415	6,494	6,721	6,523	5,922	4,145	65,682
4244	Grocery & related products	23,057	21,215	24,407	23,896	24,520	24,267	24,182	23,597	23,688	23,356	23,642	23,877	283,704
4245	Farm product raw materials	9,129	8,290	9,627	8,424	8,948	7,977	7,550	8,013	7,560	8,431	8,442	9,616	102,007
4246	Chemicals & allied products	3,129	3,251	3,680	3,426	3,414	3,584	3,191	3,325	3,367	3,154	3,240	3,126	39,887
4247	Petroleum & petroleum products	10,438	10,230	11,393	11,297	11,113	10,404	10,156	10,738	10,498	11,133	10,530	9,798	127,728
4248	Beer, wine, & distilled alcoholic beverages	3,031	3,261	4,160	4,377	4,307	4,696	4,458	4,457	4,364	4,236	4,500	4,974	50,821
4249	Miscellaneous nondurable goods	8,679	8,757	10,105	10,757	11,716	10,688	9,924	10,073	9,847	9,566	9,412	9,708	119,232
42	Inventories, total	201,184	199,589	199,312	200,598	198,107	197,118	198,500	197,901	199,397	203,564	205,161	205,815	X
423	Durable goods	123,122	123,567	124,258	125,760	125,615	124,642	126,560	126,725	126,274	127,033	126,949	127,094	X
4231	Motor vehicle & motor vehicle parts & supplies	22,257	22,639	22,422	22,489	21,825	20,593	20,941	20,992	21,161	21,484	21,787	21,692	X
4232	Furniture & home furnishings	4,375	4,415	4,516	4,449	4,586	4,589	4,485	4,531	4,526	4,482	4,468	4,445	X
4233	Lumber & other construction materials	5,858	5,915	6,326	6,334	6,160	6,090	5,972	5,861	5,809	5,767	5,592	5,892	X
4234	Professional & commercial equip. & supplies	16,937	16,583	16,927	17,079	17,043	17,016	17,701	17,526	17,389	17,821	17,817	17,959	X
42343	Computer & computer peripheral equip. & software	NA	NA	NA	NA	NA	NA	NA	NA	NA	NA	NA	NA	X
4235	Metals & minerals, ex. petroleum	9,488	9,354	9,540	9,757	9,628	9,991	10,059	9,843	9,907	9,866	9,596	10,271	X
4236	Electrical and electronic goods	16,514	16,520	16,618	16,643	17,024	17,319	17,615	17,805	17,723	17,658	17,484	17,150	X
4237	Hardware, & plumbing & heating equip. & supplies	6,871	6,942	7,014	7,019	6,981	6,832	6,905	6,974	6,983	7,043	7,108	7,129	X
4238	Machinery, equipment, & supplies	28,131	28,433	28,444	28,811	28,647	28,538	28,444	28,370	27,901	28,142	28,339	28,111	X
4239	Miscellaneous durable goods	12,691	12,766	12,451	13,179	13,721	13,674	14,438	14,823	14,875	14,770	14,758	14,445	X
424	Nondurable goods	78,062	76,022	75,054	74,838	72,492	72,476	71,940	71,176	73,123	76,531	78,212	78,721	X
4241	Paper & paper products	4,695	4,439	4,559	4,589	4,411	4,518	4,494	4,430	4,477	4,504	4,386	4,756	X
4242	Drugs & druggists' sundries	10,496	9,846	9,537	9,415	8,895	9,122	9,470	9,327	9,810	9,982	10,089	10,663	X
4243	Apparel, piece goods, & notions	10,709	10,163	10,080	9,612	10,309	11,226	11,034	11,076	11,769	11,091	10,719	11,429	X
4244	Grocery & related products	17,809	17,482	17,316	17,964	17,553	17,056	16,677	16,436	17,053	17,886	18,061	17,826	X
4245	Farm product raw materials	9,619	9,247	8,405	7,788	6,736	6,259	6,305	5,788	5,545	7,980	9,843	10,045	X
4246	Chemicals & allied products	3,719	3,848	3,940	3,863	4,031	4,039	3,996	4,158	4,091	4,064	4,059	4,064	X
4247	Petroleum & petroleum products	4,208	4,082	3,965	4,059	4,067	4,096	4,130	4,357	4,292	4,300	4,163	3,757	X
4248	Beer, wine, & distilled alcoholic beverages	4,477	4,547	4,658	4,825	4,601	4,618	4,650	4,516	4,835	5,186	5,031	4,487	X
4249	Miscellaneous nondurable goods	12,330	12,368	12,594	12,723	11,889	11,542	11,184	11,088	11,251	11,518	11,861	11,694	X
42	Inventories/sales ratios, total	1.43	1.44	1.25	1.30	1.29	1.25	1.30	1.24	1.26	1.27	1.31	1.32	X
423	Durable goods	1.79	1.79	1.54	1.62	1.65	1.54	1.61	1.54	1.53	1.52	1.58	1.60	X
4231	Motor vehicle & motor vehicle parts & supplies	1.87	1.86	1.61	1.61	1.58	1.53	1.51	1.55	1.58	1.52	1.65	1.67	X
4232	Furniture & home furnishings	1.90	1.87	1.65	1.61	1.69	1.66	1.71	1.56	1.58	1.55	1.66	1.75	X
4233	Lumber & other construction materials	1.51	1.35	1.29	1.28	1.27	1.18	1.21	1.10	1.13	1.12	1.10	1.24	X
4234	Professional & commercial equip. & supplies	1.42	1.40	1.27	1.37	1.50	1.30	1.39	1.31	1.23	1.28	1.37	1.28	X
42343	Computer & computer peripheral equip. & software	NA	NA	NA	NA	NA	NA	NA	NA	NA	NA	NA	NA	X
4235	Metals & minerals, ex. petroleum	1.63	1.72	1.46	1.58	1.57	1.51	1.72	1.59	1.61	1.66	1.73	1.80	X
4236	Electrical and electronic goods	1.81	1.76	1.54	1.59	1.66	1.53	1.56	1.47	1.38	1.37	1.41	1.45	X
4237	Hardware, & plumbing & heating equip. & supplies	2.15	2.12	1.93	1.90	1.84	1.64	1.70	1.63	1.69	1.65	1.73	1.88	X
4238	Machinery, equipment, & supplies	2.37	2.40	1.94	2.04	2.08	1.98	2.11	2.04	2.07	2.07	2.17	2.07	X
4239	Miscellaneous durable goods	1.42	1.52	1.25	1.43	1.46	1.39	1.50	1.38	1.44	1.36	1.34	1.39	X
424	Nondurable goods	1.09	1.10	0.95	0.97	0.93	0.94	0.97	0.93	0.96	0.99	1.03	1.04	X
4241	Paper & paper products	1.20	1.19	1.06	1.12	1.11	1.04	1.11	1.03	1.04	1.00	1.00	1.11	X
4242	Drugs & druggists' sundries	1.83	1.84	1.61	1.67	1.68	1.60	1.76	1.66	1.67	1.65	1.64	1.70	X
4243	Apparel, piece goods, & notions	2.24	2.00	1.78	1.93	2.33	2.03	2.04	1.71	1.75	1.70	1.81	2.76	X
4244	Grocery & related products	0.77	0.82	0.71	0.75	0.72	0.70	0.69	0.70	0.72	0.77	0.76	0.75	X
4245	Farm product raw materials	1.05	1.12	0.87	0.92	0.75	0.78	0.84	0.72	0.73	0.95	1.17	1.04	X
4246	Chemicals & allied products	1.19	1.18	1.07	1.13	1.18	1.13	1.25	1.22	1.22	1.29	1.25	1.30	X
4247	Petroleum & petroleum products	0.40	0.40	0.35	0.36	0.37	0.39	0.41	0.41	0.41	0.39	0.40	0.38	X
4248	Beer, wine, & distilled alcoholic beverages	1.48	1.39	1.12	1.10	1.07	0.98	1.04	1.01	1.11	1.22	1.12	0.90	X
4249	Miscellaneous nondurable goods	1.42	1.41	1.25	1.18	1.01	1.08	1.13	1.10	1.14	1.20	1.26	1.20	X

See footnotes at end of table.

Table 1. Revised Adjusted and Unadjusted Estimates of Monthly Sales, Inventories, and Inventories/Sales Ratios of Merchant Wholesalers, Except Manufacturers' Sales Branches and Offices: January 1992 Through January 2006—Con.

[Sales and Inventory estimates are shown in millions of dollars. Estimates are based on data from the Monthly Wholesale Trade Survey and Annual Wholesale Trade Survey. Estimates have been adjusted using final results of the 2002 Economic Census]

NAICS code	Kind of business	1992											
		Jan.	Feb.	Mar.	Apr.	May	June	July	Aug.	Sept.	Oct.	Nov.	Dec.
	ADJUSTED¹												
42	Sales, total	142,980	144,206	145,306	145,381	144,000	145,989	148,808	147,427	149,251	149,276	149,801	148,469
423	Durable goods	67,861	69,749	70,226	71,014	69,791	71,730	72,301	71,985	72,287	72,932	74,205	73,770
4231	Motor vehicle & motor vehicle parts & supplies	12,652	12,942	13,032	12,876	12,821	13,162	13,070	13,130	13,300	13,661	13,504	13,202
4232	Furniture & home furnishings	2,533	2,533	2,555	2,586	2,548	2,618	2,506	2,517	2,576	2,497	2,782	2,681
4233	Lumber & other construction materials	3,980	4,166	4,132	4,203	4,261	4,324	4,236	4,282	4,384	4,333	4,348	4,210
4234	Professional & commercial equip. & supplies	10,350	10,541	10,575	11,388	11,002	10,972	11,284	11,089	11,037	11,394	11,675	11,520
42343	Computer & computer peripheral equip. & software	NA	NA	NA	NA	NA	NA	NA	NA	NA	NA	NA	NA
4235	Metals & minerals, ex. petroleum	5,696	5,834	5,854	5,747	5,774	5,829	5,927	6,232	5,879	5,621	6,025	6,020
4236	Electrical and electronic goods	9,472	9,460	9,317	9,309	9,104	9,296	9,502	9,384	9,258	9,364	9,858	9,941
4237	Hardware, & plumbing & heating equip. & supplies	3,655	3,650	3,621	3,773	3,700	3,726	3,748	3,627	3,664	3,650	3,733	3,731
4238	Machinery, equipment, & supplies	11,120	11,692	12,244	12,285	11,942	12,406	11,871	12,417	12,705	12,970	12,627	12,676
4239	Miscellaneous durable goods	8,403	8,931	8,896	8,847	8,639	9,397	10,157	9,307	9,484	9,442	9,653	9,789
424	Nondurable goods	75,119	74,457	75,080	74,367	74,209	74,259	76,507	75,442	76,964	76,344	75,596	74,699
4241	Paper & paper products	4,015	3,958	4,007	4,003	3,992	3,859	4,167	3,963	3,958	3,987	3,994	4,053
4242	Drugs & druggists' sundries	5,491	5,473	5,515	5,444	5,518	5,653	5,616	5,562	5,512	5,661	5,585	5,735
4243	Apparel, piece goods, & notions	5,278	5,215	5,105	4,860	5,084	4,769	5,229	5,443	5,180	5,456	5,330	5,401
4244	Grocery & related products	22,849	23,062	23,047	22,925	22,511	22,342	23,035	22,690	22,942	22,752	22,763	23,010
4245	Farm product raw materials	8,841	8,908	9,130	8,902	8,955	8,743	9,285	9,383	10,279	9,159	9,154	8,880
4246	Chemicals & allied products	3,138	3,147	3,197	3,140	3,230	3,312	3,358	3,354	3,348	3,338	3,120	3,460
4247	Petroleum & petroleum products	10,982	10,823	11,128	11,126	11,287	11,995	12,037	11,433	11,695	12,029	11,507	11,130
4248	Beer, wine, & distilled alcoholic beverages	4,302	4,323	4,199	4,397	4,159	4,091	4,109	4,116	4,093	4,095	4,169	4,169
4249	Miscellaneous nondurable goods	10,223	9,548	9,752	9,570	9,473	9,495	9,671	9,498	9,957	9,867	9,974	8,975
42	Inventories, total	188,403	189,335	190,547	189,951	189,115	192,831	191,989	192,602	193,344	193,625	195,300	196,914
423	Durable goods	117,798	118,137	118,464	118,365	118,129	120,285	119,470	120,572	121,252	121,242	122,368	123,435
4231	Motor vehicle & motor vehicle parts & supplies	21,040	21,285	21,565	21,122	21,027	21,078	21,032	21,219	21,860	22,020	22,261	22,559
4232	Furniture & home furnishings	4,346	4,390	4,355	4,355	4,437	4,409	4,403	4,327	4,327	4,328	4,406	4,496
4233	Lumber & other construction materials	5,197	5,052	5,092	5,401	5,257	5,298	5,418	5,400	5,427	5,528	5,499	5,593
4234	Professional & commercial equip. & supplies	16,674	16,650	16,120	16,149	16,357	16,873	16,357	16,754	16,870	16,272	16,689	16,720
42343	Computer & computer peripheral equip. & software	NA	NA	NA	NA	NA	NA	NA	NA	NA	NA	NA	NA
4235	Metals & minerals, ex. petroleum	9,188	9,410	9,374	9,384	9,408	9,448	9,283	9,274	9,379	9,457	9,425	9,410
4236	Electrical and electronic goods	15,752	15,651	15,609	15,892	15,705	15,795	15,875	15,838	15,917	16,639	16,418	16,716
4237	Hardware, & plumbing & heating equip. & supplies	7,034	7,055	7,018	7,105	7,172	7,116	7,194	7,189	7,051	7,009	6,891	6,831
4238	Machinery, equipment, & supplies	26,496	26,339	26,769	26,976	26,686	27,386	27,486	27,772	27,641	27,215	27,913	28,224
4239	Miscellaneous durable goods	12,071	12,305	12,562	11,755	12,080	12,882	12,422	12,792	12,780	12,774	12,866	12,886
424	Nondurable goods	70,605	71,198	72,083	71,586	70,986	72,546	72,519	72,030	72,092	72,383	72,932	73,479
4241	Paper & paper products	4,099	4,192	4,288	4,309	4,346	4,439	4,450	4,488	4,605	4,629	4,587	4,520
4242	Drugs & druggists' sundries	8,317	8,451	8,440	8,469	8,372	8,721	8,716	8,718	8,856	8,990	8,729	9,249
4243	Apparel, piece goods, & notions	9,700	9,885	10,321	10,217	10,215	10,474	10,433	10,187	10,239	10,292	10,263	10,432
4244	Grocery & related products	16,971	17,109	17,241	17,528	17,669	17,804	17,799	17,729	17,525	17,408	17,746	17,765
4245	Farm product raw materials	7,830	7,928	7,944	7,741	7,668	7,405	7,126	7,055	7,237	7,169	7,058	7,117
4246	Chemicals & allied products	3,452	3,523	3,628	3,700	3,629	3,734	3,818	3,726	3,566	3,579	3,742	3,661
4247	Petroleum & petroleum products	4,060	4,007	4,020	3,915	3,909	4,047	4,014	3,973	4,060	4,138	4,153	4,127
4248	Beer, wine, & distilled alcoholic beverages	4,978	4,898	5,060	4,840	4,826	4,920	4,912	4,922	4,771	4,779	4,845	4,710
4249	Miscellaneous nondurable goods	11,198	11,205	11,141	10,867	10,352	11,002	11,251	11,232	11,333	11,399	11,809	11,898
42	Inventories/sales ratios, total	1.32	1.31	1.31	1.31	1.31	1.32	1.29	1.31	1.30	1.30	1.30	1.33
423	Durable goods	1.74	1.69	1.69	1.67	1.69	1.68	1.65	1.67	1.68	1.66	1.65	1.67
4231	Motor vehicle & motor vehicle parts & supplies	1.66	1.64	1.65	1.64	1.64	1.60	1.61	1.62	1.64	1.61	1.65	1.71
4232	Furniture & home furnishings	1.72	1.73	1.70	1.77	1.74	1.68	1.76	1.72	1.68	1.73	1.58	1.68
4233	Lumber & other construction materials	1.31	1.21	1.23	1.29	1.23	1.23	1.28	1.26	1.24	1.28	1.26	1.33
4234	Professional & commercial equip. & supplies	1.61	1.58	1.52	1.42	1.49	1.54	1.45	1.51	1.53	1.43	1.43	1.45
42343	Computer & computer peripheral equip. & software	NA	NA	NA	NA	NA	NA	NA	NA	NA	NA	NA	NA
4235	Metals & minerals, ex. petroleum	1.61	1.61	1.60	1.63	1.63	1.62	1.57	1.49	1.60	1.68	1.56	1.56
4236	Electrical and electronic goods	1.66	1.65	1.68	1.71	1.73	1.70	1.67	1.69	1.72	1.78	1.67	1.68
4237	Hardware, & plumbing & heating equip. & supplies	1.92	1.93	1.94	1.88	1.94	1.91	1.92	1.98	1.92	1.92	1.85	1.83
4238	Machinery, equipment, & supplies	2.38	2.25	2.19	2.20	2.23	2.21	2.32	2.24	2.18	2.21	2.21	2.23
4239	Miscellaneous durable goods	1.44	1.38	1.41	1.33	1.40	1.37	1.22	1.37	1.35	1.35	1.33	1.32
424	Nondurable goods	0.94	0.96	0.96	0.96	0.96	0.98	0.95	0.95	0.94	0.95	0.96	0.98
4241	Paper & paper products	1.02	1.06	1.07	1.08	1.09	1.15	1.07	1.13	1.16	1.16	1.15	1.12
4242	Drugs & druggists' sundries	1.51	1.54	1.53	1.56	1.52	1.54	1.55	1.57	1.61	1.59	1.56	1.61
4243	Apparel, piece goods, & notions	1.84	1.90	2.02	2.10	2.01	2.20	2.00	1.87	1.98	1.89	1.93	1.93
4244	Grocery & related products	0.74	0.74	0.75	0.76	0.78	0.80	0.77	0.78	0.76	0.77	0.78	0.77
4245	Farm product raw materials	0.89	0.89	0.87	0.87	0.86	0.85	0.77	0.75	0.70	0.78	0.77	0.80
4246	Chemicals & allied products	1.10	1.12	1.13	1.18	1.12	1.13	1.14	1.11	1.07	1.07	1.20	1.09
4247	Petroleum & petroleum products	0.37	0.37	0.36	0.35	0.35	0.34	0.33	0.35	0.35	0.34	0.36	0.37
4248	Beer, wine, & distilled alcoholic beverages	1.16	1.13	1.21	1.10	1.16	1.20	1.20	1.20	1.17	1.17	1.16	1.13
4249	Miscellaneous nondurable goods	1.10	1.17	1.14	1.14	1.09	1.16	1.16	1.18	1.18	1.16	1.18	1.33

See footnotes at end of table.

Table 1. Revised Adjusted and Unadjusted Estimates of Monthly Sales, Inventories, and Inventories/Sales Ratios of Merchant Wholesalers, Except Manufacturers' Sales Branches and Offices: January 1992 Through January 2006—Con.

[Sales and Inventory estimates are shown in millions of dollars. Estimates are based on data from the Monthly Wholesale Trade Survey and Annual Wholesale Trade Survey. Estimates have been adjusted using final results of the 2002 Economic Census]

NAICS code	Kind of business	1992												Total
		Jan.	Feb.	Mar.	Apr.	May	June	July	Aug.	Sept.	Oct.	Nov.	Dec.	
	UNADJUSTED²													
42	Sales, total	138,830	132,921	150,672	146,927	141,749	150,869	150,768	147,079	152,030	158,307	145,676	151,302	1,767,130
423	Durable goods	64,380	63,487	73,672	71,309	67,717	75,109	73,193	72,284	75,128	78,355	72,111	74,437	861,182
4231	Motor vehicle & motor vehicle parts & supplies	11,551	11,984	14,257	13,314	12,962	13,741	13,541	12,644	13,021	14,317	13,004	13,506	157,842
4232	Furniture & home furnishings	2,297	2,259	2,688	2,612	2,472	2,676	2,446	2,577	2,728	2,804	2,793	2,686	31,038
4233	Lumber & other construction materials	3,574	3,545	4,124	4,354	4,393	4,666	4,566	4,548	4,643	4,706	4,078	3,907	51,104
4234	Professional & commercial equip. & supplies	10,661	9,740	11,040	11,286	9,902	11,169	11,408	11,022	11,721	11,986	11,033	12,545	133,513
42343	Computer & computer peripheral equip. & software	NA	NA	NA	NA	NA	NA	NA	NA	NA	NA	NA	NA	NA
4235	Metals & minerals, ex. petroleum	5,742	5,431	6,334	5,873	5,884	6,249	5,909	6,145	6,079	5,823	5,459	5,689	70,617
4236	Electrical and electronic goods	8,932	8,779	9,475	9,020	8,558	9,556	9,616	9,553	10,091	10,319	9,878	9,792	113,569
4237	Hardware, & plumbing & heating equip. & supplies	3,304	3,230	3,469	3,720	3,630	4,106	4,025	3,761	3,932	4,022	3,699	3,515	44,413
4238	Machinery, equipment, & supplies	10,731	10,570	13,309	12,752	11,882	13,361	12,002	12,243	12,756	13,567	11,655	12,714	147,542
4239	Miscellaneous durable goods	7,588	7,949	8,976	8,378	8,034	9,585	9,680	9,791	10,157	10,811	10,512	10,083	111,544
424	Nondurable goods	74,450	69,434	77,000	75,618	74,032	75,760	77,575	74,795	76,902	79,952	73,565	76,865	905,948
4241	Paper & paper products	4,151	3,657	4,103	4,011	3,824	4,036	4,209	3,931	3,998	4,294	3,898	4,017	48,129
4242	Drugs & druggists' sundries	5,897	5,112	5,620	5,406	5,170	5,693	5,616	5,217	5,622	6,040	5,540	6,136	67,069
4243	Apparel, piece goods, & notions	4,982	5,236	5,570	4,525	4,098	4,745	5,360	6,096	5,941	6,356	5,159	4,591	62,659
4244	Grocery & related products	22,506	21,494	23,277	23,154	22,804	22,632	23,703	22,645	22,942	23,412	22,513	23,746	274,828
4245	Farm product raw materials	9,867	8,578	9,888	8,733	8,740	8,306	8,802	8,651	9,611	9,727	8,925	9,999	109,827
4246	Chemicals & allied products	3,116	3,012	3,376	3,218	3,340	3,564	3,368	3,331	3,408	3,328	2,920	3,189	39,170
4247	Petroleum & petroleum products	11,322	10,217	11,139	11,193	11,310	11,887	12,206	11,479	11,566	12,630	11,254	11,330	137,533
4248	Beer, wine, & distilled alcoholic beverages	3,459	3,458	4,002	4,564	4,221	4,529	4,466	4,137	4,126	4,259	4,240	4,936	50,397
4249	Miscellaneous nondurable goods	9,150	8,670	10,025	10,814	10,525	10,368	9,845	9,308	9,688	9,906	9,116	8,921	116,336
42	Inventories, total	192,050	191,913	191,112	190,734	187,881	190,430	190,818	189,098	190,099	195,109	197,245	197,793	X
423	Durable goods	117,702	118,349	117,933	119,017	119,057	120,131	120,743	120,879	120,697	121,208	121,922	121,809	X
4231	Motor vehicle & motor vehicle parts & supplies	21,314	22,115	21,781	21,587	21,174	20,656	20,611	20,370	21,510	22,130	22,728	22,108	X
4232	Furniture & home furnishings	4,276	4,350	4,351	4,544	4,512	4,471	4,438	4,403	4,388	4,302	4,362	4,420	X
4233	Lumber & other construction materials	5,218	5,108	5,372	5,509	5,409	5,415	5,440	5,314	5,291	5,307	5,274	5,476	X
4234	Professional & commercial equip. & supplies	16,991	16,550	15,959	16,149	16,275	16,654	16,700	16,754	16,600	16,418	16,689	16,737	X
42343	Computer & computer peripheral equip. & software	NA	NA	NA	NA	NA	NA	NA	NA	NA	NA	NA	NA	X
4235	Metals & minerals, ex. petroleum	9,243	9,306	9,393	9,450	9,380	9,618	9,413	9,218	9,351	9,381	9,123	9,551	X
4236	Electrical and electronic goods	15,657	15,557	15,188	15,701	15,705	15,969	16,351	16,281	16,076	16,556	16,254	16,465	X
4237	Hardware, & plumbing & heating equip. & supplies	6,921	7,062	7,067	7,176	7,323	7,066	7,230	7,282	7,093	6,967	6,774	6,729	X
4238	Machinery, equipment, & supplies	26,337	26,365	26,876	27,381	27,006	27,413	27,678	27,966	27,199	27,079	27,801	27,772	X
4239	Miscellaneous durable goods	11,745	11,936	11,946	11,520	12,273	12,869	12,882	13,291	13,189	13,068	12,917	12,551	X
424	Nondurable goods	74,348	73,564	73,179	71,717	68,824	70,299	70,075	68,219	69,402	73,901	75,323	75,984	X
4241	Paper & paper products	4,271	4,175	4,365	4,382	4,229	4,430	4,419	4,349	4,550	4,601	4,555	4,606	X
4242	Drugs & druggists' sundries	9,007	8,789	8,389	8,401	7,845	8,363	8,568	8,308	8,741	9,170	8,834	9,647	X
4243	Apparel, piece goods, & notions	10,010	9,796	10,156	9,645	9,755	10,725	10,704	10,421	10,495	10,271	9,945	10,714	X
4244	Grocery & related products	17,073	16,784	16,896	17,353	17,492	17,644	17,443	17,020	17,578	18,191	18,509	18,316	X
4245	Farm product raw materials	10,226	9,974	9,040	7,896	6,717	5,761	5,366	4,868	5,153	7,499	8,477	8,726	X
4246	Chemicals & allied products	3,386	3,565	3,697	3,719	3,702	3,797	3,791	3,812	3,505	3,479	3,697	3,610	X
4247	Petroleum & petroleum products	3,983	3,895	3,843	3,809	3,843	4,002	4,062	4,112	4,178	4,287	4,249	4,168	X
4248	Beer, wine, & distilled alcoholic beverages	4,724	4,731	4,928	4,884	4,754	4,861	4,966	4,917	4,924	5,243	5,189	4,347	X
4249	Miscellaneous nondurable goods	11,668	11,855	11,865	11,628	10,487	10,716	10,756	10,412	10,278	11,160	11,868	11,850	X
42	Inventories/sales ratios, total	1.38	1.44	1.27	1.30	1.33	1.26	1.27	1.29	1.25	1.23	1.35	1.31	X
423	Durable goods	1.83	1.86	1.60	1.67	1.76	1.60	1.65	1.67	1.61	1.55	1.69	1.64	X
4231	Motor vehicle & motor vehicle parts & supplies	1.85	1.85	1.53	1.62	1.63	1.50	1.52	1.61	1.65	1.55	1.75	1.64	X
4232	Furniture & home furnishings	1.86	1.93	1.62	1.74	1.83	1.67	1.81	1.71	1.61	1.53	1.56	1.65	X
4233	Lumber & other construction materials	1.46	1.44	1.30	1.27	1.23	1.16	1.19	1.17	1.14	1.13	1.29	1.40	X
4234	Professional & commercial equip. & supplies	1.59	1.70	1.45	1.43	1.64	1.49	1.46	1.52	1.42	1.37	1.51	1.33	X
42343	Computer & computer peripheral equip. & software	NA	NA	NA	NA	NA	NA	NA	NA	NA	NA	NA	NA	X
4235	Metals & minerals, ex. petroleum	1.61	1.71	1.48	1.61	1.59	1.54	1.59	1.50	1.54	1.61	1.67	1.68	X
4236	Electrical and electronic goods	1.75	1.77	1.60	1.74	1.84	1.67	1.70	1.70	1.59	1.60	1.65	1.68	X
4237	Hardware, & plumbing & heating equip. & supplies	2.09	2.19	2.04	1.93	2.02	1.72	1.80	1.94	1.80	1.73	1.83	1.91	X
4238	Machinery, equipment, & supplies	2.45	2.49	2.02	2.15	2.27	2.05	2.31	2.28	2.13	2.00	2.39	2.18	X
4239	Miscellaneous durable goods	1.55	1.50	1.33	1.38	1.53	1.34	1.33	1.36	1.30	1.21	1.23	1.24	X
424	Nondurable goods	1.00	1.06	0.95	0.95	0.93	0.93	0.90	0.91	0.90	0.92	1.02	0.99	X
4241	Paper & paper products	1.03	1.14	1.06	1.09	1.11	1.10	1.05	1.11	1.14	1.07	1.17	1.15	X
4242	Drugs & druggists' sundries	1.53	1.72	1.49	1.55	1.52	1.47	1.53	1.59	1.55	1.52	1.59	1.57	X
4243	Apparel, piece goods, & notions	2.01	1.87	1.82	2.13	2.38	2.26	2.00	1.71	1.77	1.62	1.93	2.33	X
4244	Grocery & related products	0.76	0.78	0.73	0.75	0.77	0.78	0.74	0.75	0.77	0.78	0.82	0.77	X
4245	Farm product raw materials	1.04	1.16	0.91	0.90	0.77	0.69	0.61	0.56	0.54	0.77	0.95	0.87	X
4246	Chemicals & allied products	1.09	1.18	1.10	1.16	1.11	1.07	1.13	1.14	1.03	1.05	1.27	1.13	X
4247	Petroleum & petroleum products	0.35	0.38	0.35	0.34	0.34	0.34	0.33	0.36	0.36	0.34	0.38	0.37	X
4248	Beer, wine, & distilled alcoholic beverages	1.37	1.37	1.23	1.07	1.13	1.07	1.11	1.19	1.19	1.23	1.22	0.88	X
4249	Miscellaneous nondurable goods	1.28	1.37	1.18	1.08	1.00	1.03	1.09	1.12	1.06	1.13	1.30	1.33	X

^PPreliminary estimates. (NA) Not available. (X) Cumulative estimates are not applicable for inventories or inventories/sales ratios.

¹Estimates are adjusted for seasonal variations and, in the case of sales, also for trading-day differences. Cumulative seasonally adjusted sales estimates are not tabulated.

²Estimates are not adjusted for seasonal variations or trading-day differences.

Note: Estimates have not been adjusted for price changes. Table 3 and 4 provide measures of sampling variability of estimated monthly and annual totals, respectively. The introduction and appendices give information on confidentiality protection, sampling error, nonsampling error, sample design, and definitions. Links to this information on the Internet may be found at <www.census.gov/svsd/www/whltable.html>.

Table 2. Estimated Annual Purchases, Gross Margins and Gross Margins as a Percent of Sales for Merchant Wholesalers, Except Manufacturers' Sales Branches and Offices: 1992 Through 2004

[Purchases and gross margins estimates are shown in millions of dollars. Estimates are based on data from the Annual Wholesale Trade Survey. Estimates have been adjusted using final results of the 2002 Economic Census]

NAICS code	Kind of business	1992	1993	1994	1995	1996	1997	1998
42	Purchases, total	1,433,038	1,484,899	1,585,326	1,719,831	1,818,751	1,905,898	1,942,911
423	Durable goods	663,917	726,432	806,816	878,929	912,744	972,110	1,011,882
4231	Motor vehicle & motor vehicle parts & supplies	129,552	131,569	140,095	135,999	137,116	136,815	145,700
4232	Furniture & home furnishings	21,016	22,804	23,923	25,922	26,796	28,621	31,026
4233	Lumber & other construction materials	41,199	47,815	54,117	54,413	59,307	63,633	65,528
4234	Professional & commercial equip. & supplies	95,517	115,919	127,968	154,635	169,044	184,485	200,876
42343	Computer & computer peripheral equip. & software	NA	NA	NA	NA	NA	118,562	132,911
4235	Metals & minerals, ex. petroleum	57,227	58,126	66,392	68,674	68,772	73,861	72,164
4236	Electrical and electronic goods	86,521	103,268	122,823	142,948	143,295	152,495	157,064
4237	Hardware, & plumbing & heating equip. & supplies	32,978	34,164	39,803	42,023	44,208	47,235	49,491
4238	Machinery, equipment, & supplies	109,373	118,761	129,238	142,032	153,130	165,740	179,982
4239	Miscellaneous durable goods	90,534	94,006	102,457	112,283	111,076	119,225	110,051
424	Nondurable goods	769,121	758,467	778,510	840,902	906,007	933,788	931,029
4241	Paper & paper products	36,785	37,668	42,331	51,692	50,675	52,082	54,108
4242	Drugs & druggists' sundries	61,551	62,018	67,145	73,828	82,896	94,006	110,654
4243	Apparel, piece goods, & notions	45,360	47,855	49,890	48,738	52,204	59,510	61,681
4244	Grocery & related products	234,467	239,874	244,903	258,072	264,979	277,468	288,827
4245	Farm product raw materials	102,453	92,864	93,195	111,243	128,750	122,358	101,678
4246	Chemicals & allied products	29,639	30,692	33,675	38,700	40,798	42,607	42,413
4247	Petroleum & petroleum products	126,346	115,402	112,611	113,930	129,948	126,159	106,976
4248	Beer, wine, & distilled alcoholic beverages	37,956	38,633	40,039	39,862	42,445	44,317	46,654
4249	Miscellaneous nondurable goods	94,564	93,461	94,721	104,837	113,312	115,281	118,038
42	Gross margins, total	NA	371,338	406,584	455,598	467,713	489,451	497,884
423	Durable goods	NA	218,798	243,669	274,540	280,096	295,438	305,286
4231	Motor vehicle & motor vehicle parts & supplies	NA	28,317	31,104	34,136	34,324	36,245	39,182
4232	Furniture & home furnishings	NA	9,370	9,515	10,884	11,303	11,689	12,378
4233	Lumber & other construction materials	NA	11,103	11,852	11,935	13,941	14,529	13,877
4234	Professional & commercial equip. & supplies	NA	40,510	40,308	46,143	51,931	55,795	55,835
42343	Computer & computer peripheral equip. & software	NA	NA	NA	NA	NA	NA	24,478
4235	Metals & minerals, ex. petroleum	NA	14,784	16,576	17,966	17,839	18,426	16,959
4236	Electrical and electronic goods	NA	32,066	39,038	47,184	42,744	43,142	45,997
4237	Hardware, & plumbing & heating equip. & supplies	NA	12,651	14,607	14,581	15,475	15,510	16,858
4238	Machinery, equipment, & supplies	NA	43,402	48,453	53,385	55,325	62,450	69,715
4239	Miscellaneous durable goods	NA	26,595	32,216	38,326	37,214	37,652	34,485
424	Nondurable goods	NA	152,540	162,915	181,058	187,617	194,013	192,598
4241	Paper & paper products	NA	12,694	13,280	14,833	14,083	15,050	14,942
4242	Drugs & druggists' sundries	NA	7,995	9,618	9,542	12,785	14,995	17,147
4243	Apparel, piece goods, & notions	NA	18,542	19,367	18,407	21,250	26,386	25,569
4244	Grocery & related products	NA	43,340	45,279	51,327	52,620	53,520	52,825
4245	Farm product raw materials	NA	10,462	11,272	16,572	13,649	11,231	7,998
4246	Chemicals & allied products	NA	9,649	9,978	12,032	13,077	13,694	14,237
4247	Petroleum & petroleum products	NA	11,915	13,540	12,469	14,014	12,790	11,492
4248	Beer, wine, & distilled alcoholic beverages	NA	12,328	12,094	12,764	13,847	14,396	15,423
4249	Miscellaneous nondurable goods	NA	25,615	28,487	33,112	32,292	31,951	32,965
42	Gross margins/sales ratio, total	NA	20.09	20.59	21.10	20.47	20.58	20.51
423	Durable goods	NA	23.28	23.48	24.05	23.53	23.51	23.37
4231	Motor vehicle & motor vehicle parts & supplies	NA	17.66	18.18	20.11	19.95	21.03	21.32
4232	Furniture & home furnishings	NA	29.15	28.56	29.76	29.67	29.06	28.77
4233	Lumber & other construction materials	NA	18.98	18.13	18.00	19.16	18.76	17.39
4234	Professional & commercial equip. & supplies	NA	26.10	24.37	23.31	23.58	23.52	21.68
42343	Computer & computer peripheral equip. & software	NA	NA	NA	NA	NA	NA	15.51
4235	Metals & minerals, ex. petroleum	NA	20.48	20.29	20.64	20.70	20.13	19.16
4236	Electrical and electronic goods	NA	23.81	24.53	25.28	22.84	22.05	22.87
4237	Hardware, & plumbing & heating equip. & supplies	NA	27.26	27.45	25.86	26.19	24.80	25.72
4238	Machinery, equipment, & supplies	NA	26.82	27.78	27.91	26.78	27.90	28.61
4239	Miscellaneous durable goods	NA	22.40	24.04	25.57	25.11	24.19	24.02
424	Nondurable goods	NA	16.79	17.38	17.80	17.15	17.30	17.19
4241	Paper & paper products	NA	25.28	23.96	22.45	21.72	22.63	21.62
4242	Drugs & druggists' sundries	NA	11.59	12.59	11.40	13.55	13.96	13.65
4243	Apparel, piece goods, & notions	NA	28.23	28.26	27.23	29.06	31.28	29.45
4244	Grocery & related products	NA	15.28	15.62	16.61	16.56	16.21	15.46
4245	Farm product raw materials	NA	10.26	10.88	13.20	9.42	8.45	7.27
4246	Chemicals & allied products	NA	24.19	23.05	23.94	24.40	24.43	25.29
4247	Petroleum & petroleum products	NA	9.33	10.80	9.86	9.77	9.17	9.66
4248	Beer, wine, & distilled alcoholic beverages	NA	24.26	23.25	24.31	24.75	24.69	24.97
4249	Miscellaneous nondurable goods	NA	21.48	23.22	24.34	22.13	21.84	21.93

See footnotes at end of table.

Table 2. Estimated Annual Purchases, Gross Margins and Gross Margins as a Percent of Sales for Merchant Wholesalers, Except Manufacturers' Sales Branches and Offices: 1992 Through 2004—Con.

[Purchases and gross margins estimates are shown in millions of dollars. Estimates are based on data from the Annual Wholesale Trade Survey. Estimates have been adjusted using final results of the 2002 Economic Census]

NAICS code	Kind of business	1999	2000	2001	2002	2003	2004
42	Purchases, total	2,077,902	2,258,142	2,214,759	2,253,776	2,366,842	2,650,318
423	Durable goods	1,088,948	1,147,766	1,082,152	1,077,100	1,103,003	1,273,767
4231	Motor vehicle & motor vehicle parts & supplies	169,495	175,533	185,164	198,877	208,457	226,987
4232	Furniture & home furnishings	33,640	37,460	36,622	36,950	37,906	41,037
4233	Lumber & other construction materials	72,975	71,579	72,733	77,198	86,190	105,818
4234	Professional & commercial equip. & supplies	220,402	219,312	201,779	202,485	202,479	222,448
42343	Computer & computer peripheral equip. & software	149,076	147,020	125,767	121,508	117,218	127,885
4235	Metals & minerals, ex. petroleum	69,520	74,841	66,798	64,327	64,414	96,222
4236	Electrical and electronic goods	174,364	202,399	178,325	171,485	175,150	196,874
4237	Hardware, & plumbing & heating equip. & supplies	51,547	54,133	49,780	51,084	51,561	58,159
4238	Machinery, equipment, & supplies	182,820	188,841	180,919	164,903	166,305	189,271
4239	Miscellaneous durable goods	114,185	123,668	110,032	109,791	110,541	136,951
424	Nondurable goods	988,954	1,110,376	1,132,607	1,176,676	1,263,839	1,376,551
4241	Paper & paper products	57,190	61,012	59,928	56,800	57,977	63,356
4242	Drugs & druggists' sundries	133,376	156,693	185,410	215,529	242,950	262,159
4243	Apparel, piece goods, & notions	62,928	67,660	68,101	73,144	72,367	73,749
4244	Grocery & related products	299,055	315,331	315,614	321,960	331,277	345,222
4245	Farm product raw materials	92,419	95,377	91,985	95,216	105,783	113,167
4246	Chemicals & allied products	43,157	46,998	47,749	49,880	51,544	57,549
4247	Petroleum & petroleum products	126,196	178,509	174,909	176,847	209,093	246,770
4248	Beer, wine, & distilled alcoholic beverages	50,489	53,145	55,237	58,370	61,010	61,543
4249	Miscellaneous nondurable goods	124,144	135,651	133,674	128,930	131,838	153,036
42	Gross margins, total	539,375	576,089	559,521	586,179	601,567	676,175
423	Durable goods	329,257	349,784	324,058	344,082	348,432	405,918
4231	Motor vehicle & motor vehicle parts & supplies	46,127	48,564	48,391	55,358	50,080	52,398
4232	Furniture & home furnishings	13,756	15,982	15,493	16,929	17,270	17,646
4233	Lumber & other construction materials	16,318	15,831	16,976	18,329	21,054	25,730
4234	Professional & commercial equip. & supplies	63,038	62,898	62,714	70,709	70,391	76,107
42343	Computer & computer peripheral equip. & software	27,343	26,496	25,367	28,863	27,687	30,462
4235	Metals & minerals, ex. petroleum	16,993	19,590	16,704	17,626	17,177	32,140
4236	Electrical and electronic goods	52,831	61,387	48,753	50,171	51,265	59,123
4237	Hardware, & plumbing & heating equip. & supplies	17,214	18,897	18,688	19,386	19,721	20,528
4238	Machinery, equipment, & supplies	67,134	68,510	64,243	60,165	62,795	76,056
4239	Miscellaneous durable goods	35,846	38,125	32,096	35,409	38,679	46,190
424	Nondurable goods	210,118	226,305	235,463	242,097	253,135	270,257
4241	Paper & paper products	16,123	17,590	15,617	15,559	16,041	19,198
4242	Drugs & druggists' sundries	21,579	23,944	32,091	31,608	31,011	34,248
4243	Apparel, piece goods, & notions	27,014	29,241	31,185	33,038	31,364	35,094
4244	Grocery & related products	58,673	59,679	60,676	65,435	74,417	65,586
4245	Farm product raw materials	7,627	8,120	8,721	8,457	11,929	6,561
4246	Chemicals & allied products	14,902	15,285	16,602	18,359	18,213	19,482
4247	Petroleum & petroleum products	13,965	17,950	16,474	16,365	16,824	30,375
4248	Beer, wine, & distilled alcoholic beverages	17,216	18,565	19,500	21,438	21,447	24,547
4249	Miscellaneous nondurable goods	32,979	35,731	34,597	31,838	31,889	35,166
42	Gross margins/sales ratio, total	20.75	20.47	20.09	20.67	20.31	20.51
423	Durable goods	23.41	23.53	22.79	24.21	24.05	24.53
4231	Motor vehicle & motor vehicle parts & supplies	21.72	21.85	20.60	21.97	19.46	18.86
4232	Furniture & home furnishings	29.31	30.33	29.55	31.65	31.54	30.27
4233	Lumber & other construction materials	18.44	18.16	18.92	19.28	19.92	20.00
4234	Professional & commercial equip. & supplies	22.37	22.29	23.42	25.95	25.82	25.69
42343	Computer & computer peripheral equip. & software	15.56	15.15	16.49	19.16	19.18	19.34
4235	Metals & minerals, ex. petroleum	19.64	20.88	19.69	21.56	21.10	26.53
4236	Electrical and electronic goods	23.57	23.61	21.03	22.50	22.57	23.30
4237	Hardware, & plumbing & heating equip. & supplies	25.13	26.23	27.07	27.52	27.68	26.48
4238	Machinery, equipment, & supplies	27.07	26.75	25.99	26.42	27.20	29.23
4239	Miscellaneous durable goods	23.96	23.78	22.23	24.31	26.14	25.52
424	Nondurable goods	17.62	17.04	17.28	17.12	16.73	16.46
4241	Paper & paper products	22.04	22.62	20.49	21.42	21.71	23.53
4242	Drugs & druggists' sundries	14.24	13.61	15.23	12.87	11.34	11.55
4243	Apparel, piece goods, & notions	29.89	30.30	31.51	31.23	30.04	32.36
4244	Grocery & related products	16.48	15.98	16.09	16.96	18.36	16.01
4245	Farm product raw materials	7.64	7.91	8.64	8.18	10.36	5.33
4246	Chemicals & allied products	25.82	24.55	25.87	27.11	26.12	25.51
4247	Petroleum & petroleum products	9.99	9.17	8.60	8.49	7.45	11.05
4248	Beer, wine, & distilled alcoholic beverages	25.57	26.02	26.05	27.07	26.09	28.67
4249	Miscellaneous nondurable goods	21.08	20.91	20.54	19.76	19.52	18.94

(NA) Not available.

Note: Estimates have not been adjusted for price changes. Table 4 provides estimated measures of sampling variability. The introduction and appendixes give information on confidentiality protection, sampling error, nonsampling error, sample design, and definitions. Links to this information on the Internet may be found at <www.census.gov/svsd/www/whitable.html>.

Table 3. Estimated Measures of Sampling Variability for Monthly Estimates

[Coefficients of variation are shown as percents. Estimates are based on data from the Monthly Wholesale Trade Survey]

NAICS code	Kind of business	Coefficients of variation for sales		Coefficients of variation for inventories		Standard errors for inventories/sales ratios (units)	
		Range	Median	Range	Median	Range	Median
42	Merchant wholesalers, except manufacturers' sales branches and offices, total	1.1-1.5	1.4	1.4-1.6	1.5	0.01-0.02	0.01
423	Durable goods	1.1-1.6	1.3	1.7-2.0	1.8	0.02-0.05	0.02
4231	Motor vehicle and motor vehicle parts and supplies	2.7-3.6	3.3	4.0-5.3	4.6	0.03-0.05	0.04
4232	Furniture and home furnishings	6.8-8.2	7.6	9.6-10.8	10.1	0.08-0.10	0.09
4233	Lumber and other construction materials	5.6-6.0	5.7	6.9-7.3	7.1	0.05-0.07	0.06
4234	Professional and commercial equipment and supplies	3.8-5.1	4.2	6.1-6.7	6.3	0.05-0.07	0.06
42343	Computer and computer peripheral equipment and software	8.2-11.3	9.3	10.0-16.5	10.5	0.07-0.08	0.08
4235	Metals and minerals, ex. petroleum	5.6-7.4	6.6	10.4-11.5	10.9	0.10-0.14	0.11
4236	Electrical goods	3.8-4.8	4.1	6.1-7.4	6.9	0.04-0.06	0.04
4237	Hardware, and plumbing and heating equipment and supplies	6.4-7.2	7.0	8.3-8.8	8.7	0.11-0.14	0.12
4238	Machinery, equipment, and supplies	4.2-5.5	4.8	4.1-4.4	4.3	0.06-0.08	0.07
4239	Miscellaneous durable goods	3.9-4.7	4.1	7.3-8.5	7.8	0.05-0.09	0.07
424	Nondurable goods	2.0-2.7	2.4	2.2-2.4	2.3	0.02-0.02	0.02
4241	Paper and paper products	4.7-7.9	6.1	5.2-6.6	5.7	0.03-0.05	0.04
4242	Drugs and druggists' sundries	5.0-6.1	5.5	5.5-5.9	5.6	0.02-0.04	0.02
4243	Apparel, piece goods, and notions	5.0-8.6	6.2	4.4-5.2	4.9	0.06-0.11	0.08
4244	Groceries and related products	3.5-4.2	3.8	7.0-7.4	7.2	0.03-0.04	0.03
4245	Farm product raw materials	6.4-8.2	6.9	7.8-11.3	9.5	0.09-0.13	0.10
4246	Chemicals and allied products	4.8-5.6	4.9	5.6-6.8	5.7	0.03-0.04	0.03
4247	Petroleum and petroleum products	9.4-10.7	9.9	7.2-15.0	11.2	0.02-0.03	0.03
4248	Beer, wine, and distilled alcoholic beverages	4.7-5.8	5.3	4.9-5.9	5.5	0.03-0.06	0.04
4249	Miscellaneous nondurable goods	7.0-9.7	7.8	8.6-9.6	9.2	0.09-0.12	0.11

Note: The estimated measures of sampling variability are based on estimates unadjusted for seasonal variation or trading-day differences. The ranges and medians were computed using the latest available monthly estimates for January 2005 through December 2005. The introduction and appendixes give information on confidentiality protection, sampling error, nonsampling error, sample design, and definitions. Links to this information on the Internet may be found at <www.census.gov/svsd/www/mwts.html>.

Table 4. Estimated Coefficients of Variation of Annual Sales, End-of-Year Inventories, Purchases, Gross Margins, and Gross Margins as a Percent of Sales

[Estimates are shown as percents and are based on data from the 2004 Annual Wholesale Trade Survey]

NAICS code	Kind of business	Sales	Inventories	Purchases	Gross margin	Gross margin as a percent of sales
42	Merchant wholesalers, except manufacturers' sales branches and offices, total	0.7	1.2	0.8	1.5	1.2
423	Durable goods	1.0	1.8	1.2	1.9	1.5
4231	Motor vehicle and motor vehicle parts and supplies	1.2	2.6	1.0	4.3	3.5
4232	Furniture and home furnishings	3.0	5.7	3.2	4.4	2.9
4233	Lumber and other construction materials	3.2	5.0	3.6	4.7	4.0
4234	Professional and commercial equipment and supplies	2.3	6.2	2.7	5.0	4.2
42343	Computer and computer peripheral equipment and software	3.2	7.5	3.2	9.6	7.7
4235	Metals and minerals, ex. petroleum	2.4	4.0	2.5	4.5	3.4
4236	Electrical goods	3.1	5.4	3.1	4.8	2.6
4237	Hardware, and plumbing and heating equipment and supplies	1.6	3.7	3.9	7.7	7.7
4238	Machinery, equipment, and supplies	1.6	3.7	2.0	3.1	2.5
4239	Miscellaneous durable goods	3.7	6.0	4.5	4.3	3.8
424	Nondurable goods	0.9	1.2	1.1	2.2	2.2
4241	Paper and paper products	3.6	3.2	4.3	4.2	4.1
4242	Drugs and druggists' sundries	1.9	2.4	2.0	6.3	5.9
4243	Apparel, piece goods, and notions	2.0	3.8	2.5	3.5	2.7
4244	Groceries and related products	1.7	3.6	1.7	4.2	3.5
4245	Farm product raw materials	3.5	9.5	3.6	15.1	13.7
4246	Chemicals and allied products	2.5	4.5	3.3	3.9	3.9
4247	Petroleum and petroleum products	2.6	3.7	2.8	9.3	8.5
4248	Beer, wine, and distilled alcoholic beverages	1.9	3.2	2.1	1.9	1.1
4249	Miscellaneous nondurable goods	4.1	5.9	4.4	5.7	4.8

Note: The introduction and appendixes give information on confidentiality protection, sampling error, nonsampling error, sample design, and definitions. Links to this information on the Internet may be found at <www.census.gov/svsd/www/whitable.html>.

Appendix A.

Explanatory Material

SAMPLE DESIGN AND ESTIMATION PROCEDURES

New samples were introduced with the 1999 Annual Wholesale Trade Survey (AWTS) and with the March 2001 Monthly Wholesale Trade Survey (MWTS). The new samples were designed to produce estimates based on the North American Industry Classification System (NAICS) and replace samples designed to produce estimates based on the Standard Industrial Classification (SIC) system. This section describes the design, selection, and estimation procedures for the new samples. For descriptions of the prior samples, see the *Annual Benchmark Report for Wholesale Trade for January 1990 to February 2000* or prior benchmark reports.

Sampling Frame

The same sampling frame was used for the MWTS and the AWTS. The sampling frame has two types of sampling units represented—Employer Identification Numbers (EINs) and large, multiple-establishment firms. Both sampling units represent clusters of one or more establishments owned or controlled by the same firm. The information used to create these sampling units was extracted from data collected as part of the 1997 Economic Census and from establishment records contained on the U.S. Census Bureau’s Business Register as updated to June 1999. The next few paragraphs give details about the Business Register; the distinction between firms, EINs, and establishments; and the construction of the sampling units. Though important, they are not essential to understanding the basic sample design and readers may continue to the **Stratification, Sampling Rates, and Allocation** section.

The Business Register is a multirelational database that contains a record for each known establishment that is located in the United States or one of its territories and has employees. An *establishment* is a single physical location where business transactions take place and for which payroll and employment records are kept. Groups of one or more establishments under common ownership or control are *firms*. A *single-unit* firm owns or operates only one establishment. A *multiunit* firm owns or operates two or more establishments. The treatment of establishments on the Business Register differs according to whether the establishment is part of a single-unit or multiunit firm. In particular, the structure of an establishment’s primary identifier on the Business Register differs depending on whether it is owned by a *single-unit* firm or by a *multiunit* firm.

A single-unit firm’s primary identifier is its EIN. The Internal Revenue Service (IRS) issues the EIN and the firm uses it as an identifier to report social security payments for its employees under the Federal Insurance Contributions Act (FICA). The same act requires all employer firms to use EINs. Each employer firm is associated with at least one EIN and only one firm can use a given EIN. Because a single-unit firm has only one establishment, there is a 1-to-1 relationship between the firm and the EIN. Thus, the firm, the EIN, and the establishment all reference the same physical location, and all three terms can be used interchangeably and unambiguously when referring to a single-unit firm.

For multiunit firms, however, a different structure connects the firm with its establishments via the EIN. Essentially, a multiunit firm is associated with a cluster of one or more EINs and EINs are associated with one or more establishments. A multiunit firm consists of at least two establishments. Each firm is associated with at least one EIN and only one firm can use a given EIN. However, one multiunit firm may have several EINs. Similarly, there is a one-to-many relationship between EINs and establishments. Each EIN can be associated with many establishments, but each establishment is associated with only one EIN. Because of the possibility of one-to-many relationships, we must distinguish between the firm, its EINs, and its establishments. The multiunit firm that owns or controls a particular establishment is identified on the Business Register by way of the establishment’s primary identifier.

The primary identifier of an establishment owned by a multiunit firm consists of a unique combination of an alpha number and a plant number. The alpha number identifies the multiunit firm, and the plant number identifies a particular establishment within that firm. All establishments owned or controlled by the same multiunit firm have the same alpha number. Different multiunit firms have different alpha numbers, and different establishments within the same multiunit firm have different plant numbers. The Census Bureau assigns both the alpha number to the multiunit firm and plant numbers to the corresponding establishments based on the results of the quinquennial economic census and the annual Company Organization Survey.

To create the sampling frame, we extract the records for all establishments classified as merchants within the Wholesale Trade sector as defined by the 1997 North American Industry Classification System. For these establishments, we extract sales, payroll, employment, inventory, name, and address information, as well as primary identifiers and, for establishments owned by multiunit firms, associated EINs. To create the sampling units for multiunit firms, we aggregate the economic data of the establishments owned by these firms to an EIN level by tabulating the establishment data for all extracted establishment records (i.e., establishments classified in the Wholesale Trade sector) associated with the same EIN. Similarly, we aggregate the data to a multiunit firm level by tabulating the establishment data for all extracted establishment records associated with the same alpha number. No aggregation is necessary to put single-unit establishment information on an EIN basis or a firm basis. Thus, the sampling units created for single-unit firms simultaneously represent establishment, EIN, and firm information. In summary, the sampling frame is a complex amalgam of establishments, EINs, and firms.

Stratification, Sampling Rates, and Allocation

The primary stratification of the frame is by industry group based on the detail required for publication. We further stratify the sampling units within industry group by a measure of size (sub-stratify) related to their annual sales. Sampling units expected to have a large effect on the precision of the estimates are selected “with certainty.” This means they have a 100 percent chance of selection and will represent only themselves (i.e., have a selection probability of 1 and a sampling weight of 1). Within each industry stratum we determine a substratum boundary that divides the certainty units from the noncertainty units. We base these cutoffs on a statistical analysis of data from the 1997 Economic Census. Accordingly, these values are on a 1997 sales basis. We also use this analysis to identify companies with large 1997 inventory as certainty units, to determine the number of size substrata for each industry stratum, and to set preliminary sampling rates needed to achieve specified sampling variability objectives on sales (or inventory) estimates for different industry groups. The size substrata and sampling rates are later updated through an analysis of the sampling frame.

Sample Selection

The first step in the sample selection identified certainty firms. If a firm was selected with certainty and had more than one establishment at the time of sampling, any new establishments that the firm acquires, even if under new or different EINs, are included in the sample with certainty. However, if a single-unit firm was selected with certainty, only future establishments associated with that firm’s originally selected EIN are included in the sample with certainty; any new EINs that might later be associated with that firm are subjected to sampling through the quarterly birth-selection procedure (see **Sample Maintenance**).

All firms not selected with certainty were subjected to sampling on an EIN basis. If a firm had more than one EIN, we treated each of its EINs as a separate sampling unit. To be eligible for the initial sampling, an EIN used by a single-unit firm had to have nonzero payroll in 1998. EINs used by multiunit firms were required to have nonzero payroll in 1997. The EINs were stratified according to their major industry and their estimated annual sales (on a 1997 basis). Within each noncertainty stratum, a simple random sample of EINs was selected without replacement. We then assigned the selected noncertainty EINs to 1 of 2 groups. One group is canvassed for both the monthly and annual surveys, the other only for the annual survey. The maximum sampling weight for an EIN selected for the monthly survey was 800. The maximum sampling weight for an EIN selected for the annual survey was 400.

Sample Maintenance

Periodically, we update the samples to represent EINs appearing on the Business Register. These new EINs, called births, are EINs recently assigned by the IRS, on the latest available IRS mailing list for FICA taxpayers, and assigned an industry classification (if possible) by the Social Security Administration (SSA).

EIN births are sampled on a quarterly basis using a two-phase selection procedure. To be eligible for selection, a birth must either have no industry classification or be classified in an industry within the scope of the AWTS, the ARTS, or the Service Annual Survey (SAS), and it must meet certain criteria regarding its number of paid employees or quarterly payroll. In the first phase, births are stratified by broad industry groups and a measure of size based on quarterly payroll or expected number of paid employees. The birth is assigned to the payroll or employment stratum with the larger sampling fraction. This procedure is conservative because it results in the birth being assigned the smaller of two possible first phase sampling weights. A relatively large sample is selected using equal probability systematic sampling. The selected births are canvassed to obtain a more reliable measure of size, consisting of sales in 2 recent months, company affiliation information, and a new or more detailed industry classification code. Births that have not returned their questionnaire after 30 days are contacted by telephone.

Using this more reliable information, the selected births from the first phase are subjected to probability proportional-to-size sampling with overall probabilities equivalent to those used in drawing the initial AWTS, ARTS, and SAS samples from the June 1999 Business Register. Because of the time it takes for a new employer firm to acquire an EIN from the IRS, and because of the time needed to accomplish the two-phase birth-selection procedure, births are added to the samples approximately 9 months after they begin operation.

The processing of the EIN births differs between the monthly (MWTS) and annual (AWTS) surveys. Because births are not represented in the monthly sample until they go through the two-phase selection procedure, an interim procedure is used to account for births during the period between the onset of activity and the time of birth selection. This consists of imputing data for all EINs selected in the monthly sample that go out of business but are still on the IRS mailing list.

For the annual survey, EIN births that are selected in the quarterly birth-selection procedure in November of the annual survey reference year are included in the initial mailing of the AWTS questionnaires in February of the following year. To better represent all EIN births in the annual survey reference year, and specifically to account for the time it takes to identify and select new EINs, we add births to the annual sample that are selected in February, May, and August of the year following the annual survey year. We mail survey forms to these births around June and August to supplement the initial annual survey mailing.

To be eligible for the sample canvass and tabulation, an EIN selected in the noncertainty sampling operations must meet both of the following requirements:

- It must be on the latest available IRS mailing list for FICA taxpayers from the previous quarter.
- It must have been selected from the Business Register in either the initial sampling or during the quarterly birth-selection procedure.

EINs selected into the samples with certainty are not dropped from canvass and tabulation if they are no longer on the IRS mailing list. Rather, the firm that used the EIN is contacted, and if a successor EIN is found, it is added to the survey.

Monthly Estimation Procedures

The estimates of monthly sales and end-of-month inventories published in this report are derived from data collected in the MWTS. Each month, all firms selected with certainty (sampling weight equal to 1) and 1 of the 2 groups of noncertainty (sampling weight greater than 1) EINs are asked to report their sales and inventory data for the month just ending. (As noted in the **Sample Selection** section, noncertainty EINs are assigned to 1 of 2 groups. One group is canvassed for the

monthly and annual survey while the other group is canvassed only for the annual survey.) Estimates of monthly sales and end-of-month inventories are computed as the sum of weighted data (reported and imputed) for all selected sampling units that meet the tabulation criteria given in the **Sample Maintenance** section. The weight for a given sampling unit is the reciprocal of its probability of selection into the MWTS sample. The monthly estimates are benchmarked using the latest available annual survey estimates and economic census results. See the **Revisions to Previously Published Estimates** section located at the beginning of this report for a description of the benchmarking procedures.

Estimation Procedures for Annual Totals

Published estimates of annual sales, end-of-year inventories, and purchases for 2004 were computed by multiplying the revised 2003 annual estimates by the corresponding 2003-to-2004 change estimated from the 2003 and 2004 AWTS. Estimates used to compute the changes from 2003 to 2004 are derived from the NAICS-based sample. These estimates are computed as the sum of weighted data (reported or imputed) for all selected sampling units that meet the tabulation criteria given in the **Sample Maintenance** section. The weight for a given sampling unit is the reciprocal of its probability of selection into the AWTS sample. All firms selected with certainty and other groups of noncertainty EINs are asked to report data for the previous year. (Two years of data are requested in the year in which a new sample is introduced.) Because both groups of noncertainty EINs are canvassed for the annual survey, the annual estimates have less sampling variability than the corresponding monthly estimates. The annual estimates presented in this report have been adjusted using results of the 2002 Economic Census.

The estimates of total end-of-year inventory published in this report are on a non-LIFO (last-in, first-out) basis. For those firms that reported inventory on a LIFO basis, the LIFO reserve amount is **added** to the LIFO value to get inventory on a non-LIFO basis. In the annual survey, sampling units that used a LIFO cost basis for all or part of their inventory were asked to report LIFO reserves.

The estimates of gross margin represent sales minus the cost of goods sold (see **Definition of Terms** section) and are computed as a function of weighted sales, inventories, and purchases data from the AWTS.

RELIABILITY OF THE ESTIMATES

The estimates in this publication may differ from the actual, but unknown, population values. For a particular estimate, statisticians define this difference as the total error of the estimate. When describing the accuracy of survey results, it is convenient to discuss total error as the sum of sampling error and nonsampling error. Sampling error is the error arising from the use of a sample, rather than a census, to estimate population values. Nonsampling error encompasses all other factors that contribute to the total error of a sample survey estimate. Further descriptions of sampling error and nonsampling error are provided in the following sections. Data users should take into account the measures of sampling error and the potential effects of nonsampling error when using the estimates in this report.

Sampling Error

Because the estimates are based on a sample, exact agreement with results that would be obtained from a complete enumeration of merchant wholesale firms on the sampling frame using the same enumeration procedures is not expected. However, because each firm on the sampling frame has a known probability of being selected into the sample, it is possible to estimate the sampling variability of the survey estimates.

The particular sample used in this survey is one of a large number of samples of the same size that could have been selected using the same design. If all possible samples had been surveyed under the same conditions, an estimate of a population parameter of interest could have been obtained from each sample. For the parameter of interest, estimates derived from the different samples would, in general, differ from each other. Common measures of the variability among these estimates are the sampling variance, the standard error, and the coefficient of variation (CV).

The sampling variance is defined as the squared difference, averaged over all possible samples of the same size and design, between the estimator and its average value. The standard error is the square root of the sampling variance. The CV expresses the standard error as a percentage of the estimate to which it refers. For example, an estimate of 200 units that has an estimated standard error of 10 units has an estimated CV of 5 percent. The sampling variance, standard error, and CV of an estimate can be estimated from the selected sample because the sample was selected using probability sampling. Note that measures of sampling variability, such as the standard error and CV, are estimated from the sample and are also subject to sampling variability. (Technically, we should refer to the *estimated* standard error or the *estimated* CV of an estimator. However, for the sake of brevity, we have omitted this detail.) It is important to note that the standard error and CV only measure sampling variability. They do not measure any systematic biases in the estimates.

Table 3 provides the minimum, maximum, and median CVs for estimates of monthly sales and end-of-month inventories for each kind of business. The ranges and medians shown in Table 3 are based on the latest available MWTS estimates for January 2005 through December 2005. CVs for estimates of annual sales, end-of-year inventories, purchases, gross margin, and gross margin-to-sales ratios for each kind of business are provided in Table 4. These CVs are based on the 2004 AWTS. The Census Bureau recommends that individuals using estimates contained in this report incorporate this information into their analyses, as sampling error could affect the conclusions drawn from these estimates.

The estimate from a particular sample and its associated standard error can be used to construct a confidence interval. A *confidence interval* is a range about a given estimator that has a specified probability of containing the average of the estimates for the parameter derived from all possible samples of the same size and design. Associated with each interval is a percentage of confidence, which is interpreted as follows. If, for each possible sample, an estimate of a population parameter and its approximate standard error were obtained, then:

1. For approximately 90 percent of the possible samples, the interval from 1.65 standard errors below to 1.65 standard errors above the estimate would include the average of the estimates derived from all possible samples of the same size and design.
2. For approximately 95 percent of the possible samples, the interval from 1.96 standard errors below to 1.96 standard errors above the estimate would include the average of the estimates derived from all possible samples of the same size and design.

To illustrate the computation of a confidence interval for an estimate of total sales, assume that an estimate of total sales is \$10,750 million and the CV for this estimate is 1.8 percent, or 0.018. First, obtain the standard error of the estimate by multiplying the total sales estimate by its CV. For this example, multiply \$10,750 million by 0.018. This yields a standard error of \$193.5 million. The upper and lower bounds of the 90-percent confidence interval are computed as \$10,750 million plus or minus 1.645 times \$193.5 million. Consequently, the 90-percent confidence interval is \$10,432 million to \$11,068 million. If corresponding confidence intervals were constructed for all possible samples of the same size and design, approximately 9 out of 10 (90 percent) of these intervals would contain the result obtained from a complete enumeration.

Nonsampling Errors

Nonsampling error encompasses all other factors that contribute to the total error of a sample survey estimate and may also occur in censuses. It is often helpful to think of nonsampling error as arising from deficiencies or mistakes in the survey process. Nonsampling errors are difficult to measure and can be attributed to many sources: the inclusion of erroneous units in the survey (overcoverage), the exclusion of eligible units from the survey (undercoverage), nonresponse, misreporting, mistakes in recording and coding responses, misinterpretation of questions, and other errors of collection, response, coverage, or processing. Although nonsampling error is not measured directly, the Census Bureau employs quality control procedures throughout the process to minimize this type of error.

A potential source of bias in the estimates is nonresponse. Nonresponse is defined as the inability to obtain all the intended measurements or responses about all selected units. Two types of nonresponse are often distinguished. *Unit nonresponse* is used to describe the inability to obtain any

of the substantive measurements about a sampled unit. In most cases of unit nonresponse, the questionnaire was never returned to the Census Bureau after several attempts to elicit a response. *Item nonresponse* occurs either when a question is unanswered or the response to the question fails computer or analyst edits.

For both unit and item nonresponse, a missing value is replaced by a predicted value obtained from an appropriate model for nonresponse. This procedure is called *imputation* and uses survey data and administrative data as input. In any given month, imputed data amount to about 32 percent of the total monthly wholesale sales estimate and about 34 percent of the total wholesale end-of-month inventory estimate. For the annual survey, imputed data amount to about 11 percent of the total wholesale sales estimate, about 8 percent of the total wholesale end-of-year inventory estimate, and nearly 17 percent of the total purchases estimate.

Appendix B.

NAICS Codes, Titles, and Descriptions

WHOLESALE TRADE

The Wholesale Trade sector comprises establishments engaged in wholesaling merchandise, generally without transformation, and rendering services incidental to the sale of merchandise.

The wholesaling process is an intermediate step in the distribution of merchandise. Wholesalers are organized to sell or arrange the purchase or sale of (1) goods for resale (i.e., goods sold to other wholesalers or retailers), (2) capital or durable nonconsumer goods, or (3) raw and intermediate materials and supplies used in production. Wholesalers sell merchandise to other businesses and normally operate from a warehouse or office. These warehouses and offices are characterized by having little or no display of merchandise. In addition, neither the design nor the location of the premises is intended to solicit walk-in traffic. Wholesalers do not normally use advertising directed to the general public. Customers are generally reached initially via telephone, in-person marketing, or by specialized advertising that may include Internet and other electronic means. Follow-up orders are either vendor-initiated or client-initiated, generally based on previous sales, and typically exhibit strong ties between sellers and buyers. In fact, transactions are often conducted between wholesalers and clients that have long-standing business relationships.

This sector comprises two main types of wholesalers: those that sell goods on their own account and those that arrange sales and purchases for others generally for a commission or fee.

- Establishments that sell goods on their own account are known as wholesale merchants, distributors, jobbers, drop shippers, and import/export merchants. Also included as wholesale merchants are sales offices and sales branches (but not retail stores) maintained by manufacturing, refining, or mining enterprises apart from their plants or mines for the purpose of marketing their products. Merchant wholesale establishments typically maintain their own warehouse, where they receive and handle goods for their customers. Goods are generally sold without transformation, but may include integral functions, such as sorting, packaging, labeling, and other marketing services.
- Establishments arranging for the purchase or sale of goods owned by others or purchasing goods, generally on a commission basis, are known as business-to-business electronic markets, agents and brokers, commission merchants, import/export agents and brokers, auction companies, and manufacturers' representatives. These establishments operate from offices and generally do not own or handle the goods they sell. Some wholesale establishments may be connected with a single manufacturer and promote and sell the particular manufacturers' products to a wide range of other wholesalers or retailers. Other wholesalers may be connected to a retail chain or a limited number of retail chains and only provide a variety of products needed by the retail operation(s). These wholesalers may obtain the products from a wide range of manufacturers. Still other wholesalers may not take title to the goods, but act as agents and brokers for a commission. Although wholesaling normally denotes sales in large volumes, durable nonconsumer goods may be sold in single units. Sales of capital or durable nonconsumer goods used in the production of goods and services, such as farm machinery, medium and heavy-duty trucks, and industrial machinery, are always included in wholesale trade.

423 DURABLE GOODS MERCHANT WHOLESALERS

Industries in the Durable Goods Merchant Wholesalers subsector sell capital or durable goods to other businesses. Merchant wholesalers generally take title to the goods that they sell; in other words, they buy and sell goods on their own account. Durable goods are new or used items generally with a normal life expectancy of three years or more. Durable goods merchant wholesale

trade establishments are engaged in wholesaling products, such as motor vehicles, furniture, construction materials, machinery and equipment (including household-type appliances), metals and minerals (except petroleum), sporting goods, toys and hobby goods, recyclable materials, and parts.

4231 MOTOR VEHICLE AND MOTOR VEHICLE PARTS AND SUPPLIES MERCHANT WHOLESALERS

This industry group comprises establishments primarily engaged in the merchant wholesale distribution of automobiles and other motor vehicles, motor vehicle supplies, tires, and new and used parts.

42311 AUTOMOBILE AND OTHER MOTOR VEHICLE MERCHANT WHOLESALERS

This industry comprises establishments primarily engaged in the merchant wholesale distribution of new and used passenger automobiles, trucks, trailers, and other motor vehicles, such as motorcycles, motor homes, and snowmobiles.

423110 AUTOMOBILE AND OTHER MOTOR VEHICLE MERCHANT WHOLESALERS

This industry comprises establishments primarily engaged in the merchant wholesale distribution of new and used passenger automobiles, trucks, trailers, and other motor vehicles, such as motorcycles, motor homes, and snowmobiles.

4231101 AUTOMOBILE AND MOTORCYCLE MERCHANT WHOLESALERS

This industry comprises establishments primarily engaged in the merchant wholesale distribution of new and used passenger vehicles (automobiles, motorcycles, motor scooters, and taxicabs), automobile trailers, and other similar vehicles.

4231102 BUS AND RECREATIONAL VEHICLE MERCHANT WHOLESALERS

This industry comprises establishments primarily engaged in the merchant wholesale distribution of new and used buses and recreational vehicles.

4231103 LIGHT TRUCK AND VAN (14,000 LB OR LESS) MERCHANT WHOLESALERS

This industry comprises establishments primarily engaged in the merchant wholesale distribution of new and used light trucks and cargo vans under 14,000 lb. gross weight.

4231104 MEDIUM TRUCK AND TRACTOR (14,001 TO 33,000 LB) MERCHANT WHOLESALERS

This industry comprises establishments primarily engaged in the merchant wholesale distribution of new and used medium trucks and tractors 14,001 to 33,000 lb. gross weight.

4231105 HEAVY TRUCK AND TRACTOR (OVER 33,000 LB) MERCHANT WHOLESALERS

This industry comprises establishments primarily engaged in the merchant wholesale distribution of new and used heavy trucks and tractors over 33,000 lb. gross weight.

42312 MOTOR VEHICLE SUPPLIES AND NEW PARTS MERCHANT WHOLESALERS

This industry comprises establishments primarily engaged in the merchant wholesale distribution of motor vehicle supplies, accessories, tools, and equipment; and new motor vehicle parts (except new tires and tubes).

423120 MOTOR VEHICLE SUPPLIES AND NEW PARTS MERCHANT WHOLESALERS

This industry comprises establishments primarily engaged in the merchant wholesale distribution of motor vehicle supplies, accessories, tools, and equipment, and new motor vehicle parts (except new tires and tubes).

4231201 MOTOR VEHICLE SUPPLIES AND NEW PARTS MERCHANT WHOLESALERS— WAREHOUSE DISTRIBUTORS

This industry comprises establishments primarily engaged in the merchant wholesale distribution of motor vehicle supplies and new parts for resale from a warehouse. These establishments primarily sell to other wholesalers.

4231202 MOTOR VEHICLE SUPPLIES AND NEW PARTS MERCHANT WHOLESALERS— JOBBER

This industry comprises establishments primarily engaged in the merchant wholesale distribution of motor vehicle supplies and new parts primarily from an office or warehouse and less than half of their sales are to other wholesalers.

4231203 PETROLEUM PRODUCTS MARKETING EQUIPMENT MERCHANT WHOLESALERS

This industry comprises establishments primarily engaged in the merchant wholesale distribution of automotive service station equipment, automotive testing equipment, and automotive supplies for use in gasoline service or bulk stations.

42313 TIRE AND TUBE MERCHANT WHOLESALERS

This industry comprises establishments primarily engaged in the merchant wholesale distribution of new and/or used tires and tubes for passenger and commercial vehicles.

423130 TIRE AND TUBE MERCHANT WHOLESALERS

This industry comprises establishments primarily engaged in the merchant wholesale distribution of new and/or used tires and tubes for passenger and commercial vehicles.

42314 MOTOR VEHICLE PARTS (USED) MERCHANT WHOLESALERS

This industry comprises establishments primarily engaged in the merchant wholesale distribution of used motor vehicle parts (except used tires and tubes) and establishments primarily engaged in dismantling motor vehicles for the purpose of selling the parts. For the 2002 Economic Census, establishments retailing used motor vehicle parts are classified in NAICS Industry 44131, Automotive Parts and Accessories Stores.

423140 MOTOR VEHICLE PARTS (USED) MERCHANT WHOLESALERS

This industry comprises establishments primarily engaged in the merchant wholesale distribution of used motor vehicle parts (except used tires and tubes) and establishments primarily engaged in dismantling motor vehicles for the purpose of selling the parts. For the 2002 Economic Census, establishments retailing used motor vehicle parts are classified in NAICS Industry 441310, Automotive Parts and Accessories Stores.

4232 FURNITURE AND HOME FURNISHING MERCHANT WHOLESALERS

This NAICS Industry Group includes establishments classified in the following NAICS Industries: 42321, Furniture Merchant Wholesalers; and 42322, Home Furnishing Merchant Wholesalers.

42321 FURNITURE MERCHANT WHOLESALERS

This industry comprises establishments primarily engaged in the merchant wholesale distribution of furniture (except hospital beds, medical furniture, and drafting tables).

423210 FURNITURE MERCHANT WHOLESALERS

This industry comprises establishments primarily engaged in the merchant wholesale distribution of furniture (except hospital beds, medical furniture, and drafting tables).

4232101 HOUSEHOLD AND LAWN FURNITURE MERCHANT WHOLESALERS

This industry comprises establishments primarily engaged in the merchant wholesale distribution of household (including lawn) furniture, bedsprings, mattresses, and all such component furniture parts.

4232102 OFFICE AND BUSINESS FURNITURE MERCHANT WHOLESALERS

This industry comprises establishments primarily engaged in the merchant wholesale distribution of filing cabinets (wood or steel), office furniture, store furniture, and public furniture for public parks and buildings.

42322 HOME FURNISHING MERCHANT WHOLESALERS

This industry comprises establishments primarily engaged in the merchant wholesale distribution of home furnishings and/or housewares.

423220 HOME FURNISHING MERCHANT WHOLESALERS

This industry comprises establishments primarily engaged in the merchant wholesale distribution of home furnishings and/or housewares.

4232201 HOUSEHOLD CHINA, GLASSWARE, AND CROCKERY MERCHANT WHOLESALERS

This industry comprises establishments primarily engaged in the merchant wholesale distribution of table and household china, glassware, and earthenware.

4232202 LINENS, DOMESTICS, DRAPERIES, AND CURTAINS MERCHANT WHOLESALERS

This industry comprises establishments primarily engaged in the merchant wholesale distribution of bedspreads, blankets, pillowcases, bed sheets, table linens, bathroom linens (e.g., towels, bath mats), curtains, and shades.

4232203 FLOOR COVERINGS MERCHANT WHOLESALERS

This industry comprises establishments primarily engaged in the merchant wholesale distribution of carpets, rugs, and all other types of hard and soft surface floor coverings excluding ceramic and clay tile).

4232204 OTHER HOME FURNISHING MERCHANT WHOLESALERS

This industry comprises establishments primarily engaged in the merchant wholesale distribution of aluminum ware, lamps, glass mirrors, kitchen tools and utensils, and other general home furnishings and housewares, including antiques.

4233 LUMBER AND OTHER CONSTRUCTION MATERIALS MERCHANT WHOLESALERS

This NAICS Industry Group includes establishments classified in the following NAICS Industries: 42331, Lumber, Plywood, Millwork, and Wood Panel Merchant Wholesalers; 42332, Brick, Stone, and Related Construction Material Merchant Wholesalers; 42333, Roofing, Siding, and Insulation Material Merchant Wholesalers; and 42339, Other Construction Material Merchant Wholesalers.

42331 LUMBER, PLYWOOD, MILLWORK, AND WOOD PANEL MERCHANT WHOLESALERS

This industry comprises establishments primarily engaged in the merchant wholesale distribution of lumber; plywood; reconstituted wood fiber products; wood fencing; doors and windows and their frames (all materials); wood roofing and siding; and/or other wood or metal millwork.

423310 LUMBER, PLYWOOD, MILLWORK, AND WOOD PANEL MERCHANT WHOLESALERS

This industry comprises establishments primarily engaged in the merchant wholesale distribution of lumber; plywood; reconstituted wood fiber products; wood fencing; doors and windows and their frames (all materials); wood roofing and siding; and/or other wood or metal millwork.

4233101 LUMBER WITHOUT YARD MERCHANT WHOLESALERS

This industry comprises establishments primarily engaged in the merchant wholesale distribution of rough, dressed, and finished lumber. These establishments order the goods that are shipped direct from the supplier to the customers without intermediate storage.

4233102 LUMBER WITH YARD MERCHANT WHOLESALERS

This industry comprises establishments primarily engaged in the merchant wholesale distribution of rough, dressed, and finished lumber primarily from a lot, warehouse, or office. These establishments perform warehousing and storage functions and usually make deliveries.

4233103 PLYWOOD, VENEER, MILLWORK, AND WOOD PANEL MERCHANT WHOLESALERS

This industry comprises establishments primarily engaged in the merchant wholesale distribution of plywood (hardwood, softwood, and nonwood face), door and window frames, overhead doors, veneer, and other wood or metal millwork.

42332 BRICK, STONE, AND RELATED CONSTRUCTION MATERIAL MERCHANT WHOLESALERS

This industry comprises establishments primarily engaged in the merchant wholesale distribution of stone, cement, lime, construction sand, and gravel; brick; asphalt and concrete mixtures; and/or concrete, stone, and structural clay products.

423320 BRICK, STONE, AND RELATED CONSTRUCTION MATERIAL MERCHANT WHOLESALERS

This industry comprises establishments primarily engaged in the merchant wholesale distribution of stone, cement, lime, construction sand, and gravel; brick; asphalt and concrete mixtures; and/or concrete, stone, and structural clay products.

4233201 BRICK, BLOCK, TILE, CLAY/CEMENT SEWER PIPE MERCHANT WHOLESALERS

This industry comprises establishments primarily engaged in the merchant wholesale distribution of brick (except refractory), block, and clay construction materials (except refractories).

4233202 SAND, GRAVEL, AND STONE MERCHANT WHOLESALERS

This industry comprises establishments primarily engaged in the merchant wholesale distribution of construction sand, gravel, and stone.

4233203 CEMENT, LIME, AND RELATED PRODUCTS MERCHANT WHOLESALERS

This industry comprises establishments primarily engaged in the merchant wholesale distribution of cement, lime, asphalt, and related products.

42333 ROOFING, SIDING, AND INSULATION MATERIAL MERCHANT WHOLESALERS

This industry comprises establishments primarily engaged in the merchant wholesale distribution of nonwood roofing and nonwood siding and insulation materials.

423330 ROOFING, SIDING, AND INSULATION MATERIAL MERCHANT WHOLESALERS

This industry comprises establishments primarily engaged in the merchant wholesale distribution of nonwood roofing and nonwood siding and insulation materials.

4233301 ROOFING, SIDING, AND INSULATION MATERIAL MERCHANT WHOLESALERS

This industry comprises establishments primarily engaged in the merchant wholesale distribution of nonwood roofing and nonwood siding and insulation materials.

42339 OTHER CONSTRUCTION MATERIAL MERCHANT WHOLESALERS

This industry comprises (1) establishments primarily engaged in the merchant wholesale distribution of manufactured homes (i.e., mobile homes) and/or prefabricated buildings and (2) establishments primarily engaged in the merchant wholesale distribution of construction materials (except lumber, plywood, millwork, wood panels, brick, stone, roofing, siding, electrical and wiring supplies, and insulation materials).

423390 OTHER CONSTRUCTION MATERIAL MERCHANT WHOLESALERS

This industry comprises (1) establishments primarily engaged in the merchant wholesale distribution of manufactured homes (i.e., mobile homes) and/or prefabricated buildings and (2) establishments primarily engaged in the merchant wholesale distribution of construction materials (except lumber, plywood, millwork, wood panels, brick, stone, roofing, siding, electrical and wiring supplies, and insulation materials).

4233901 FLAT GLASS AND OTHER CONSTRUCTION GLASS MERCHANT WHOLESALERS

This industry comprises establishments primarily engaged in the merchant wholesale distribution of flat glass, glass blocks, plate glass, window glass, and building glass.

4233902 OTHER CONSTRUCTION MATERIAL MERCHANT WHOLESALERS

This industry comprises establishments primarily engaged in the merchant wholesale distribution of building and construction paper, plastics building materials, prefabricated structural assemblies (except wood), including modular homes, and other building materials.

4234 PROFESSIONAL AND COMMERCIAL EQUIPMENT AND SUPPLIES MERCHANT WHOLESALERS

This industry group comprises establishments primarily engaged in the merchant wholesale distribution of photographic equipment and supplies; office, computer, and computer peripheral equipment; and medical, dental, hospital, ophthalmic, and other commercial and professional equipment and supplies.

42341 PHOTOGRAPHIC EQUIPMENT AND SUPPLIES MERCHANT WHOLESALERS

This industry comprises establishments primarily engaged in the merchant wholesale distribution of photographic equipment and supplies (except office equipment).

423410 PHOTOGRAPHIC EQUIPMENT AND SUPPLIES MERCHANT WHOLESALERS

This industry comprises establishments primarily engaged in the merchant wholesale distribution of photographic equipment and supplies (except office equipment).

42342 OFFICE EQUIPMENT MERCHANT WHOLESALERS

This industry comprises establishments primarily engaged in the merchant wholesale distribution of office machines and related equipment (except computers and computer peripheral equipment).

423420 OFFICE EQUIPMENT MERCHANT WHOLESALERS

This industry comprises establishments primarily engaged in the merchant wholesale distribution of office machines and related equipment (except computers and computer peripheral equipment).

42343 COMPUTER AND COMPUTER PERIPHERAL EQUIPMENT AND SOFTWARE MERCHANT WHOLESALERS

This industry comprises establishments primarily engaged in the merchant wholesale distribution of computers, computer peripheral equipment, loaded computer boards, and/or computer software.

423430 COMPUTER AND COMPUTER PERIPHERAL EQUIPMENT AND SOFTWARE MERCHANT WHOLESALERS

This industry comprises establishments primarily engaged in the merchant wholesale distribution of computers, computer peripheral equipment, loaded computer boards, and/or computer software.

4234301 COMPUTER AND COMPUTER PERIPHERAL EQUIPMENT MERCHANT WHOLESALERS

This industry comprises establishments primarily engaged in the merchant wholesale distribution of new and used computer hardware and computer peripheral equipment.

42343011 COMPUTER AND PERIPHERAL EQUIPMENT FOR RESALE MERCHANT WHOLESALERS

This industry comprises establishments primarily engaged in the merchant wholesale distribution of new and used computer hardware and computer peripheral equipment primarily for the purpose of resale.

42343012 COMPUTER AND PERIPHERAL EQUIPMENT FOR END USE MERCHANT WHOLESALERS

This industry comprises establishments primarily engaged in the merchant wholesale distribution of new and used computer hardware and computer peripheral equipment primarily for end use.

4234302 COMPUTER SOFTWARE (PACKAGED) MERCHANT WHOLESALERS

This industry comprises establishments primarily engaged in the merchant wholesale distribution of packaged computer software primarily for end use.

42344 OTHER COMMERCIAL EQUIPMENT MERCHANT WHOLESALERS

This industry comprises establishments primarily engaged in the merchant wholesale distribution of commercial and related machines and equipment (except photographic equipment and supplies; office equipment; and computers and computer peripheral equipment and software) generally used in restaurants and stores.

423440 OTHER COMMERCIAL EQUIPMENT MERCHANT WHOLESALERS

This industry comprises establishments primarily engaged in the merchant wholesale distribution of commercial and related machines and equipment (except photographic equipment and supplies; office equipment; and computers and computer peripheral equipment and software) generally used in restaurants and stores.

4234401 RESTAURANT AND HOTEL EQUIPMENT AND SUPPLIES MERCHANT WHOLESALERS

This industry comprises establishments primarily engaged in the merchant wholesale distribution of restaurant and hotel equipment and supplies.

4234402 STORE MACHINES AND EQUIPMENT MERCHANT WHOLESALERS

This industry comprises establishments primarily engaged in the merchant wholesale distribution of store equipment (except furniture), machines, and fixtures.

42345 MEDICAL, DENTAL, AND HOSPITAL EQUIPMENT AND SUPPLIES MERCHANT WHOLESALERS

This industry comprises establishments primarily engaged in the merchant wholesale distribution of professional medical equipment, instruments, and supplies (except ophthalmic equipment and instruments and goods used by ophthalmologists, optometrists, and opticians).

423450 MEDICAL, DENTAL, AND HOSPITAL EQUIPMENT AND SUPPLIES MERCHANT WHOLESALERS

This industry comprises establishments primarily engaged in the merchant wholesale distribution of professional medical equipment, instruments, and supplies (except ophthalmic equipment and instruments and goods used by ophthalmologists, optometrists, and opticians).

4234501 SURGICAL, MEDICAL, AND HOSPITAL SUPPLIES MERCHANT WHOLESALERS

This industry comprises establishments primarily engaged in the merchant wholesale distribution of surgical and medical instruments, apparatus, and equipment; orthopedic appliances; artificial limbs; operating room and other hospital equipment; X-ray machines and parts, medical and other scientific instruments used by physicians and in hospitals.

4234502 DENTAL EQUIPMENT AND SUPPLIES MERCHANT WHOLESALERS

This industry comprises establishments primarily engaged in the merchant wholesale distribution of equipment and supplies used by dentists, such as drills, teeth, dental gold, equipment, chairs, sterilizers, X-rays, cabinets, and engines.

42346 OPHTHALMIC GOODS MERCHANT WHOLESALERS

This industry comprises establishments primarily engaged in the merchant wholesale distribution of professional equipment, instruments, and/or goods sold, prescribed, or used by ophthalmologists, optometrists, and opticians.

423460 OPHTHALMIC GOODS MERCHANT WHOLESALERS

This industry comprises establishments primarily engaged in the merchant wholesale distribution of professional equipment, instruments, and/or goods sold, prescribed, or used by ophthalmologists, optometrists, and opticians.

42349 OTHER PROFESSIONAL EQUIPMENT AND SUPPLIES MERCHANT WHOLESALERS

This industry comprises establishments primarily engaged in the merchant wholesale distribution of professional equipment and supplies (except ophthalmic goods and medical, dental, and hospital equipment and supplies).

423490 OTHER PROFESSIONAL EQUIPMENT AND SUPPLIES MERCHANT WHOLESALERS

This industry comprises establishments primarily engaged in the merchant wholesale distribution of professional equipment and supplies (except ophthalmic goods and medical, dental, and hospital equipment and supplies).

4234901 RELIGIOUS AND SCHOOL SUPPLIES MERCHANT WHOLESALERS

This industry comprises establishments primarily engaged in the merchant wholesale distribution of church goods and religious articles, such as statuary, vestments, fonts, candles, religious pictures, and religious articles made from precious and semiprecious materials; and school equipment and supplies, such as black boards, chalk, rulers, and globes and wall maps.

4234902 OTHER PROFESSIONAL EQUIPMENT AND SUPPLIES MERCHANT WHOLESALERS

This industry comprises establishments primarily engaged in the merchant wholesale distribution of drafting instruments, veterinarians equipment and supplies, professional equipment and supplies, scientific instruments and supplies, and laboratory equipment.

4235 METAL AND MINERAL (EXCEPT PETROLEUM) MERCHANT WHOLESALERS

This NAICS Industry Group comprises establishments classified in the following NAICS Industries: 42351, Metal Service Centers and Other Metal Merchant Wholesalers; and 42352, Coal and Other Mineral and Ore Merchant Wholesalers.

42351 METAL SERVICE CENTERS AND OTHER METAL MERCHANT WHOLESALERS

This industry comprises establishments primarily engaged in the merchant wholesale distribution of products of the primary metals industries. Service centers maintain inventory and may perform functions, such as sawing, shearing, bending, leveling, cleaning, or edging, on a custom basis as part of sales transactions.

423510 METAL SERVICE CENTERS AND OTHER METAL MERCHANT WHOLESALERS

This industry comprises establishments primarily engaged in the merchant wholesale distribution of products of the primary metals industries. Service centers maintain inventory and may perform functions, such as sawing, shearing, bending, leveling, cleaning, or edging, on a custom basis as part of sales transactions.

4235101 FERROUS METAL SERVICE CENTERS AND SALES OFFICES MERCHANT WHOLESALERS

This industry comprises establishments primarily engaged in the merchant wholesale distribution of semifinished ferrous metal products of foundries and mills.

42351011 FERROUS METAL SERVICE CENTERS MERCHANT WHOLESALERS

This industry comprises establishments primarily engaged in the merchant wholesale distribution of semifinished ferrous metal products of foundries and mills that maintain warehouse inventory.

42351012 FERROUS METAL SALES OFFICES MERCHANT WHOLESALERS

This industry comprises establishments primarily engaged in the merchant wholesale distribution of semifinished ferrous metal products primarily from an office and not maintaining inventories.

4235102 NONFERROUS METAL SERVICE CENTERS AND SALES OFFICES MERCHANT WHOLESALERS

This industry comprises establishments primarily engaged in the merchant wholesale distribution of semifinished nonferrous metal products (except precious metals).

42351021 NONFERROUS METAL SERVICE CENTERS MERCHANT WHOLESALERS

This industry comprises establishments primarily engaged in the merchant wholesale distribution of semifinished nonferrous metal products (except precious metals) and maintaining inventories.

42351022 NONFERROUS METAL SALES OFFICES MERCHANT WHOLESALERS

This industry comprises establishments primarily engaged in the merchant wholesale distribution of semifinished nonferrous metal products (except precious metals) and not maintaining inventories.

42352 COAL AND OTHER MINERAL AND ORE MERCHANT WHOLESALERS

This industry comprises establishments primarily engaged in the merchant wholesale distribution of coal, coke, metal ores, and/or nonmetallic minerals (except precious and semiprecious stones and minerals used in construction, such as sand and gravel).

423520 COAL AND OTHER MINERAL AND ORE MERCHANT WHOLESALERS

This industry comprises establishments primarily engaged in the merchant wholesale distribution of coal, coke, metal ores, and/or nonmetallic minerals (except precious and semiprecious stones and minerals used in construction, such as sand and gravel).

4235201 COAL MERCHANT WHOLESALERS

This industry comprises establishments primarily engaged in the merchant wholesale distribution of coal and coke.

4235202 OTHER MINERAL AND ORE MERCHANT WHOLESALERS

This industry comprises establishments primarily engaged in the merchant wholesale distribution of precious metal ores, copper, iron, lead and other metallic ores (including concentrates) and crude nonmetallic minerals.

4236 ELECTRICAL AND ELECTRONIC GOODS MERCHANT WHOLESALERS

This NAICS Industry Group comprises establishments classified in the following NAICS Industries: 42361, Electrical Apparatus and Equipment, Wiring Supplies, and Related Equipment Merchant Wholesalers; 42362, Electrical and Electronic Appliance, Television, and Radio Set Merchant Wholesalers; and 42369, Other Electronic Parts and Equipment Merchant Wholesalers.

42361 ELECTRICAL APPARATUS AND EQUIPMENT, WIRING SUPPLIES, AND RELATED EQUIPMENT MERCHANT WHOLESALERS

This industry comprises establishments primarily engaged in the merchant wholesale distribution of electrical construction materials; wiring supplies; electric light fixtures; light bulbs; and/or electrical power equipment for the generation, transmission, distribution, or control of electric energy.

423610 ELECTRICAL APPARATUS AND EQUIPMENT, WIRING SUPPLIES, AND RELATED EQUIPMENT MERCHANT WHOLESALERS

This industry comprises establishments primarily engaged in the merchant wholesale distribution of electrical construction materials; wiring supplies; electric light fixtures; light bulbs; and/or electrical power equipment for the generation, transmission, distribution, or control of electric energy.

42362 ELECTRICAL AND ELECTRONIC APPLIANCE, TELEVISION, AND RADIO SET MERCHANT WHOLESALERS

This industry comprises establishments primarily engaged in the merchant wholesale distribution of household-type electrical appliances, room air-conditioners, gas and electric clothes dryers, and/or household-type audio or video equipment.

**423620 ELECTRICAL AND ELECTRONIC APPLIANCE, TELEVISION, AND RADIO SET
MERCHANT WHOLESALERS**

This industry comprises establishments primarily engaged in the merchant wholesale distribution of household-type electrical appliances, room air-conditioners, gas and electric clothes dryers, and/or household-type audio or video equipment.

42369 OTHER ELECTRONIC PARTS AND EQUIPMENT MERCHANT WHOLESALERS

This industry comprises establishments primarily engaged in the merchant wholesale distribution of electronic parts and equipment (except electrical apparatus and equipment, wiring supplies and construction material; and electrical appliances, television and radio sets).

423690 OTHER ELECTRONIC PARTS AND EQUIPMENT MERCHANT WHOLESALERS

This industry comprises establishments primarily engaged in the merchant wholesale distribution of electronic parts and equipment (except electrical apparatus and equipment, wiring supplies and construction material; and electrical appliances, television and radio sets).

4236901 COMMUNICATIONS EQUIPMENT AND SUPPLIES MERCHANT WHOLESALERS

This industry comprises establishments primarily engaged in the merchant wholesale distribution of communications equipment.

**4236902 ELECTRONIC PARTS (EXCEPT COMMUNICATIONS EQUIPMENT) MERCHANT
WHOLESALERS**

This industry comprises establishments primarily engaged in the merchant wholesale distribution of electronic parts and equipment (except communications equipment).

**4237 HARDWARE, AND PLUMBING AND HEATING EQUIPMENT AND SUPPLIES
MERCHANT WHOLESALERS**

This NAICS Industry Group comprises establishments classified in the following NAICS Industries: 42371, Hardware Merchant Wholesalers; 42372, Plumbing and Heating Equipment and Supplies (Hydronics) Merchant Wholesalers; 42373, Warm Air Heating and Air-Conditioning Equipment and Supplies Merchant Wholesalers; and 42374, Refrigeration Equipment and Supplies Merchant Wholesalers.

42371 HARDWARE MERCHANT WHOLESALERS

This industry comprises establishments primarily engaged in the merchant wholesale distribution of hardware, knives, or handtools.

423710 HARDWARE MERCHANT WHOLESALERS

This industry comprises establishments primarily engaged in the merchant wholesale distribution of hardware, knives, or handtools.

**42372 PLUMBING AND HEATING EQUIPMENT AND SUPPLIES (HYDRONICS) MERCHANT
WHOLESALERS**

This industry comprises establishments primarily engaged in the merchant wholesale distribution of plumbing equipment, hydronic heating equipment, household-type gas appliances (except gas clothes dryers), and/or supplies.

**423720 PLUMBING AND HEATING EQUIPMENT AND SUPPLIES (HYDRONICS) MERCHANT
WHOLESALERS**

This industry comprises establishments primarily engaged in the merchant wholesale distribution of plumbing equipment, hydronic heating equipment, household-type gas appliances (except gas clothes dryers), and/or supplies.

**42373 WARM AIR HEATING AND AIR-CONDITIONING EQUIPMENT AND SUPPLIES
MERCHANT WHOLESALERS**

This industry comprises establishments primarily engaged in the merchant wholesale distribution of warm air heating and air-conditioning equipment and supplies.

**423730 WARM AIR HEATING AND AIR-CONDITIONING EQUIPMENT AND SUPPLIES
MERCHANT WHOLESALERS**

This industry comprises establishments primarily engaged in the merchant wholesale distribution of warm air heating and air-conditioning equipment and supplies.

42374 REFRIGERATION EQUIPMENT AND SUPPLIES MERCHANT WHOLESALERS

This industry comprises establishments primarily engaged in the merchant wholesale distribution of refrigeration equipment (except household-type refrigerators, freezers, and air-conditioners).

423740 REFRIGERATION EQUIPMENT AND SUPPLIES MERCHANT WHOLESALERS

This industry comprises establishments primarily engaged in the merchant wholesale distribution of refrigeration equipment (except household-type refrigerators, freezers, and air-conditioners).

4238 MACHINERY, EQUIPMENT, AND SUPPLIES MERCHANT WHOLESALERS

This industry group comprises establishments primarily engaged in the merchant wholesale distribution of construction, mining, farm, garden, industrial, service establishment, and transportation machinery, equipment and supplies.

**42381 CONSTRUCTION AND MINING (EXCEPT OIL WELL) MACHINERY AND EQUIPMENT
MERCHANT WHOLESALERS**

This industry comprises establishments primarily engaged in the merchant wholesale distribution of specialized machinery, equipment, and related parts generally used in construction, mining (except oil well) and logging activities.

**423810 CONSTRUCTION AND MINING (EXCEPT OIL WELL) MACHINERY AND
EQUIPMENT MERCHANT WHOLESALERS**

This industry comprises establishments primarily engaged in the merchant wholesale distribution of specialized machinery, equipment, and related parts generally used in construction, mining (except oil well) and logging activities.

42382 FARM AND GARDEN MACHINERY AND EQUIPMENT MERCHANT WHOLESALERS

This industry comprises establishments primarily engaged in the merchant wholesale distribution of specialized machinery, equipment, and related parts generally used in agricultural, farm, and lawn and garden activities.

423820 FARM AND GARDEN MACHINERY AND EQUIPMENT MERCHANT WHOLESALERS

This industry comprises establishments primarily engaged in the merchant wholesale distribution of specialized machinery, equipment, and related parts generally used in agricultural, farm, and lawn and garden activities.

**4238201 FARM MACHINERY AND EQUIPMENT MERCHANT WHOLESALERS FARM
DEALERS**

This industry comprises establishments primarily engaged in the merchant wholesale marketing of farm machinery and equipment directly to farmers for farm use.

**4238202 FARM MACHINERY AND EQUIPMENT MERCHANT WHOLESALERS—
WHOLESALE DISTRIBUTORS**

This industry comprises establishments primarily engaged in the merchant wholesale marketing of farm machinery and equipment directly to institutions, governments, farm dealers, export sales, and other nonfarm accounts.

**4238203 LAWN AND GARDEN MACHINERY AND EQUIPMENT MERCHANT
WHOLESALERS**

This industry comprises establishments primarily engaged in the merchant wholesale distribution of lawn and garden machinery and equipment.

42383 INDUSTRIAL MACHINERY AND EQUIPMENT MERCHANT WHOLESALERS

This industry comprises establishments primarily engaged in the merchant wholesale distribution of specialized machinery, equipment, and related parts generally used in manufacturing, oil well, and warehousing activities.

423830 INDUSTRIAL MACHINERY AND EQUIPMENT MERCHANT WHOLESALERS

This industry comprises establishments primarily engaged in the merchant wholesale distribution of specialized machinery, equipment, and related parts generally used in manufacturing, oil well, and warehousing activities.

4238301 FOOD-PROCESSING MACHINERY AND EQUIPMENT MERCHANT WHOLESALERS

This industry comprises establishments primarily engaged in the merchant wholesale distribution of dairy products manufacturing machinery, milk products manufacturing equipment, bottling machinery and equipment, and other food product manufacturing machinery.

**4238302 HYDRAULIC AND PNEUMATIC (FLUID-POWER) MACHINERY AND EQUIPMENT
MERCHANT WHOLESALERS**

This industry comprises establishments primarily engaged in the merchant wholesale distribution of hydraulic and pneumatic pumps, motors, parts, accessories, and supplies.

**42383021 HYDRAULIC AND PNEUMATIC PUMPS AND MOTORS MERCHANT
WHOLESALERS**

This industry comprises establishments primarily engaged in the merchant wholesale distribution of hydraulic and pneumatic pumps and motors and the parts for them.

**42383022 HYDRAULIC AND PNEUMATIC PARTS, ACCESSORIES, AND SUPPLIES
MERCHANT WHOLESALERS**

This industry comprises establishments primarily engaged in the merchant wholesale distribution of hydraulic and pneumatic (fluid-power) commodities.

**4238303 GENERAL-PURPOSE INDUSTRIAL MACHINERY AND EQUIPMENT MERCHANT
WHOLESALERS**

This industry comprises establishments primarily engaged in the merchant wholesale distribution of general-purpose industrial machinery and equipment.

4238304 METALWORKING MACHINERY AND EQUIPMENT MERCHANT WHOLESALERS

This industry comprises establishments primarily engaged in the merchant wholesale distribution of metalworking machinery and equipment and machine tool accessories.

4238305 MATERIALS HANDLING EQUIPMENT MERCHANT WHOLESALERS

This industry comprises establishments primarily engaged in the merchant wholesale distribution of fork lift trucks, industrial trucks and tractors, industrial cranes, conveyor systems, hoists, elevators, and other materials handling equipment.

4238306 OIL WELL, OIL REFINERY, AND PIPELINE MACHINERY, EQUIPMENT, AND SUPPLIES MERCHANT WHOLESALERS

This industry comprises establishments primarily engaged in the merchant wholesale distribution of oil refining and oil well machinery, equipment, and supplies.

4238307 OTHER INDUSTRIAL MACHINERY AND EQUIPMENT MERCHANT WHOLESALERS

This industry comprises establishments primarily engaged in the merchant wholesale distribution of specific-use industrial machinery and equipment.

42384 INDUSTRIAL SUPPLIES MERCHANT WHOLESALERS

This industry comprises establishments primarily engaged in the merchant wholesale distribution of supplies for machinery and equipment generally used in manufacturing, oil well, and warehousing activities.

423840 INDUSTRIAL SUPPLIES MERCHANT WHOLESALERS

This industry comprises establishments primarily engaged in the merchant wholesale distribution of supplies for machinery and equipment generally used in manufacturing, oil well, and warehousing activities.

4238401 GENERAL-LINE INDUSTRIAL SUPPLIES MERCHANT WHOLESALERS

This industry comprises establishments primarily engaged in the merchant wholesale distribution of a combination or general line of industrial materials and supplies.

4238402 MECHANICAL POWER TRANSMISSION SUPPLIES MERCHANT WHOLESALERS

This industry comprises establishments primarily engaged in the merchant wholesale distribution of mechanical power transmission equipment and supplies.

4238403 WELDING SUPPLIES MERCHANT WHOLESALERS

This industry comprises establishments primarily engaged in the merchant wholesale distribution of gas-welding supplies (excluding gases), arc-welding supplies, and resistance-welding supplies.

4238404 INDUSTRIAL CONTAINERS AND SUPPLIES MERCHANT WHOLESALERS

This industry comprises establishments primarily engaged in the merchant wholesale distribution of industrial containers and supplies.

4238405 INDUSTRIAL VALVES AND FITTINGS (EXCEPT FLUID-POWER) MERCHANT WHOLESALERS

This industry comprises establishments primarily engaged in the merchant wholesale distribution of valves and fittings, other than plumbing and heating, or hydraulic and pneumatic.

4238406 OTHER INDUSTRIAL SUPPLIES MERCHANT WHOLESALERS

This industry comprises establishments primarily engaged in the merchant wholesale distribution of industrial supplies not included elsewhere.

**42385 SERVICE ESTABLISHMENT EQUIPMENT AND SUPPLIES MERCHANT
WHOLESALE**

This industry comprises establishments primarily engaged in the merchant wholesale distribution of specialized equipment and supplies of the type used by service establishments (except specialized equipment and supplies used in offices, stores, hotels, restaurants, schools, health and medical facilities, photographic facilities, and specialized equipment used in transportation and construction activities).

**423850 SERVICE ESTABLISHMENT EQUIPMENT AND SUPPLIES MERCHANT
WHOLESALE**

This industry comprises establishments primarily engaged in the merchant wholesale distribution of specialized equipment and supplies of the type used by service establishments (except specialized equipment and supplies used in offices, stores, hotels, restaurants, schools, health and medical facilities, photographic facilities, and specialized equipment used in transportation and construction activities).

**4238501 BEAUTY AND BARBER SHOP EQUIPMENT AND SUPPLIES MERCHANT
WHOLESALE**

This industry comprises establishments primarily engaged in the merchant wholesale distribution of barber shop and beauty parlor equipment and supplies (furniture, hydraulic chairs, driers, shampoos, wave solutions, permanent waving supplies, barber soaps, and manicuring supplies, etc.).

**4238502 CUSTODIAL AND JANITORS' EQUIPMENT AND SUPPLIES MERCHANT
WHOLESALE**

This industry comprises establishments primarily engaged in the merchant wholesale distribution of custodial and janitorial equipment and supplies.

**4238503 LAUNDRY AND DRY-CLEANING EQUIPMENT AND SUPPLIES MERCHANT
WHOLESALE**

This industry comprises establishments primarily engaged in the merchant wholesale distribution of equipment and supplies to the laundry and dry-cleaning trade, such as washing, drying, ironing, and pressing machines; laundry chemicals; dry-cleaning fluids; marking equipment; laundry trays and baskets.

**4238504 OTHER SERVICE ESTABLISHMENT EQUIPMENT AND SUPPLIES MERCHANT
WHOLESALE**

This industry comprises establishments primarily engaged in the merchant wholesale distribution of municipality equipment and supplies (water systems, fire department supplies, and parking equipment), shoe service equipment and supplies, tailors' and furriers' supplies, upholsterers' supplies, undertakers' supplies, and other service establishment equipment and supplies not included elsewhere.

**42386 TRANSPORTATION EQUIPMENT AND SUPPLIES (EXCEPT MOTOR VEHICLE)
MERCHANT WHOLESALE**

This industry comprises establishments primarily engaged in the merchant wholesale distribution of transportation equipment and supplies (except marine pleasure craft and motor vehicles).

**423860 TRANSPORTATION EQUIPMENT AND SUPPLIES (EXCEPT MOTOR VEHICLE)
MERCHANT WHOLESALE**

This industry comprises establishments primarily engaged in the merchant wholesale distribution of transportation equipment and supplies (except marine pleasure craft and motor vehicles).

4238601 AIRCRAFT AND AERONAUTICAL EQUIPMENT AND SUPPLIES MERCHANT WHOLESALERS

This industry comprises establishments primarily engaged in the merchant wholesale distribution of aircraft and aeronautical equipment and frames, parts, supplies, and accessories for such equipment.

4238602 MARINE MACHINERY, EQUIPMENT, AND SUPPLIES MERCHANT WHOLESALERS

This industry comprises establishments primarily engaged in the merchant wholesale distribution of ships, boats, and marine propulsion machinery, equipment, and parts.

4238603 OTHER TRANSPORTATION EQUIPMENT AND SUPPLIES MERCHANT WHOLESALERS

This industry comprises establishments primarily engaged in the merchant wholesale distribution of railroad equipment, such as rolling stock and maintenance equipment, and equipment and supplies used in the maintenance and repair of subways, tramways, aerial hoists, or horse drawn vehicles.

4239 MISCELLANEOUS DURABLE GOODS MERCHANT WHOLESALERS

This NAICS Industry Group includes establishments classified in the following NAICS Industries: 42391, Sporting and Recreational Goods and Supplies Merchant Wholesalers; 42392, Toy and Hobby Goods and Supplies Merchant Wholesalers; 42393, Recyclable Material Merchant Wholesalers; 42394, Jewelry, Watch, Precious Stone, and Precious Metal Merchant Wholesalers; and 42399, Other Miscellaneous Durable Goods Merchant Wholesalers.

42391 SPORTING AND RECREATIONAL GOODS AND SUPPLIES MERCHANT WHOLESALERS

This industry comprises establishments primarily engaged in the merchant wholesale distribution of sporting goods and accessories; billiard and pool supplies; sporting firearms and ammunition; and/or marine pleasure craft, equipment, and supplies.

423910 SPORTING AND RECREATIONAL GOODS AND SUPPLIES MERCHANT WHOLESALERS

This industry comprises establishments primarily engaged in the merchant wholesale distribution of sporting goods and accessories; billiard and pool supplies; sporting firearms and ammunition; and/or marine pleasure craft, equipment, and supplies.

42392 TOY AND HOBBY GOODS AND SUPPLIES MERCHANT WHOLESALERS

This industry comprises establishments primarily engaged in the merchant wholesale distribution of games, toys, fireworks, playing cards, hobby goods and supplies, and/or related goods.

423920 TOY AND HOBBY GOODS AND SUPPLIES MERCHANT WHOLESALERS

This industry comprises establishments primarily engaged in the merchant wholesale distribution of games, toys, fireworks, playing cards, hobby goods and supplies, and/or related goods.

42393 RECYCLABLE MATERIAL MERCHANT WHOLESALERS

This industry comprises establishments primarily engaged in the merchant wholesale distribution of automotive scrap, industrial scrap, and other recyclable materials. Included in this industry are auto wreckers primarily engaged in dismantling motor vehicles for the purpose of wholesaling scrap.

423930 RECYCLABLE MATERIAL MERCHANT WHOLESALERS

This industry comprises establishments primarily engaged in the merchant wholesale distribution of automotive scrap, industrial scrap, and other recyclable materials. Included in this industry are auto wreckers primarily engaged in dismantling motor vehicles for the purpose of wholesaling scrap.

4239301 IRON AND STEEL SCRAP MERCHANT WHOLESALERS—PROCESSORS AND DEALERS

This industry comprises establishments primarily engaged in the merchant wholesale distribution of all forms of scrap iron and scrap steel.

42393011 IRON AND STEEL SCRAP MERCHANT WHOLESALERS—PROCESSORS (USING POWER PROCESSING EQUIPMENT)

This industry comprises establishments primarily engaged in breaking up, sorting, and the merchant wholesale distribution of all forms of scrap iron and scrap steel using power processing equipment. Power processing equipment includes operating cranes, hydraulic or motor shears, baling equipment, cable strippers, etc.

42393012 IRON AND STEEL SCRAP MERCHANT WHOLESALERS—DEALERS (NOT USING POWER PROCESSING EQUIPMENT)

This industry comprises establishments primarily engaged in the merchant wholesale distribution of all forms of scrap iron and scrap steel, but which do not operate power processing and preparation equipment.

4239302 RECYCLABLE PAPER AND PAPERBOARD MERCHANT WHOLESALERS

This industry comprises establishments primarily engaged in the merchant wholesale distribution of paper and paperboard scrap and waste.

4239303 OTHER RECYCLABLE MATERIAL MERCHANT WHOLESALERS

This industry comprises establishments primarily engaged in the merchant wholesale distribution of recyclable scrap and waste, nonferrous metals, textiles, glass, plastics, rubber, and oil.

42394 JEWELRY, WATCH, PRECIOUS STONE, AND PRECIOUS METAL MERCHANT WHOLESALERS

This industry comprises establishments primarily engaged in the merchant wholesale distribution of jewelry, precious and semiprecious stones, precious metals and metal flatware, costume jewelry, watches, clocks, silverware, and/or jewelers' findings.

423940 JEWELRY, WATCH, PRECIOUS STONE, AND PRECIOUS METAL MERCHANT WHOLESALERS

This industry comprises establishments primarily engaged in the merchant wholesale distribution of jewelry, precious and semiprecious stones, precious metals and metal flatware, costume jewelry, watches, clocks, silverware, and/or jewelers' findings.

4239401 JEWELRY, WATCH, PRECIOUS STONE, AND SILVERWARE MERCHANT WHOLESALERS

This industry comprises establishments primarily engaged in the merchant wholesale distribution of jewelry (including costume), precious stones, watches, clocks, silverware, and jewelers' findings.

4239402 PRECIOUS METAL (EXCEPT ORE) MERCHANT WHOLESALERS

This industry comprises establishments primarily engaged in the merchant wholesale distribution of precious metals.

42399 OTHER MISCELLANEOUS DURABLE GOODS MERCHANT WHOLESALERS

This industry comprises establishments primarily engaged in the merchant wholesale distribution of durable goods (except motor vehicle and motor vehicle parts and supplies; furniture and home furnishings; lumber and other construction materials; professional and commercial equipment and supplies; metals and minerals (except petroleum); electrical goods; hardware, and plumbing and heating equipment and supplies; machinery, equipment and supplies; sporting and recreational goods and supplies; toy and hobby goods and supplies; recyclable materials; and jewelry, watches, precious stones and precious metals).

423990 OTHER MISCELLANEOUS DURABLE GOODS MERCHANT WHOLESALERS

This industry comprises establishments primarily engaged in the merchant wholesale distribution of durable goods (except motor vehicle and motor vehicle parts and supplies; furniture and home furnishings; lumber and other construction materials; professional and commercial equipment and supplies; metals and minerals (except petroleum); electrical goods; hardware, and plumbing and heating equipment and supplies; machinery, equipment and supplies; sporting and recreational goods and supplies; toy and hobby goods and supplies; recyclable materials; and jewelry, watches, precious stones and precious metals).

4239901 MUSICAL INSTRUMENTS AND SUPPLIES MERCHANT WHOLESALERS

This industry comprises establishments primarily engaged in the merchant wholesale distribution of musical instruments and supplies.

4239902 FOREST PRODUCTS (EXCEPT LUMBER) MERCHANT WHOLESALERS

This industry comprises establishments primarily engaged in the merchant wholesale distribution of timber products, such as ties, logs, poles, stumps, and cordwood.

4239903 GENERAL MERCHANDISE (DURABLE GOODS) MERCHANT WHOLESALERS

This industry comprises establishments primarily engaged in the merchant wholesale distribution of a general line of durable goods with no one product line accounting for more than 25 percent of the total sales.

4239904 PRERECORDED MEDIA MERCHANT WHOLESALERS

This industry comprises establishments primarily engaged in the merchant wholesale distribution of prerecorded compact discs, tapes, phonograph records, video cassettes, and other video tapes or discs.

42399041 COMPACT DISCS, PRERECORDED AUDIO TAPES, AND PHONOGRAPH RECORDS MERCHANT WHOLESALERS

This industry comprises establishments primarily engaged in the merchant wholesale distribution of prerecorded compact discs, audio tapes, and phonograph records.

42399042 PRERECORDED VIDEO TAPES MERCHANT WHOLESALERS

This industry comprises establishments primarily engaged in purchasing and reselling prerecorded video cassettes and other videotapes or discs to other wholesalers, video rental stores, and other retailers.

4239905 FIRE EXTINGUISHERS AND FIRE SAFETY EQUIPMENT MERCHANT WHOLESALERS

This industry comprises establishments primarily engaged in the merchant wholesale distribution of fire extinguishers and fire safety equipment.

4239906 OTHER DURABLE GOODS MERCHANT WHOLESALERS

This industry comprises establishments primarily engaged in the merchant wholesale distribution of durable goods such as game machines, gas lighting fixtures, luggage, and signs (except electric).

424 NONDURABLE GOODS MERCHANT WHOLESALERS

Industries in the Nondurable Goods Merchant Wholesalers subsector sell nondurable goods to other businesses. Nondurable goods are items generally with a normal life expectancy of less than three years. Nondurable goods merchant wholesale trade establishments are engaged in wholesaling products, such as paper and paper products, chemicals and chemical products, drugs, textiles and textile products, apparel, footwear, groceries, farm products, petroleum and petroleum products, alcoholic beverages, books, magazines, newspapers, flowers and nursery stock, and tobacco products.

4241 PAPER AND PAPER PRODUCT MERCHANT WHOLESALERS

This NAICS Industry Group includes establishments classified in the following NAICS Industries: 42411, Printing and Writing Paper Merchant Wholesalers; 42412, Stationery and Office Supplies Merchant Wholesalers; and 42413, Industrial and Personal Service Paper Merchant Wholesalers.

42411 PRINTING AND WRITING PAPER MERCHANT WHOLESALERS

This industry comprises establishments primarily engaged in the merchant wholesale distribution of bulk printing and/or writing paper generally on rolls for further processing.

424110 PRINTING AND WRITING PAPER MERCHANT WHOLESALERS

This industry comprises establishments primarily engaged in the merchant wholesale distribution of bulk printing and/or writing paper generally on rolls for further processing.

42412 STATIONERY AND OFFICE SUPPLIES MERCHANT WHOLESALERS

This industry comprises establishments primarily engaged in the merchant wholesale distribution of stationery, office supplies and/or gift wrap.

424120 STATIONERY AND OFFICE SUPPLIES MERCHANT WHOLESALERS

This industry comprises establishments primarily engaged in the merchant wholesale distribution of stationery, office supplies and/or gift wrap.

42413 INDUSTRIAL AND PERSONAL SERVICE PAPER MERCHANT WHOLESALERS

This industry comprises establishments primarily engaged in the merchant wholesale distribution of kraft wrapping and other coarse paper, paperboard, converted paper (except stationery and office supplies), and/or related disposable plastics products.

424130 INDUSTRIAL AND PERSONAL SERVICE PAPER MERCHANT WHOLESALERS

This industry comprises establishments primarily engaged in the merchant wholesale distribution of kraft wrapping and other coarse paper, paperboard, converted paper (except stationery and office supplies), and/or related disposable plastics products.

4242 DRUGS AND DRUGGISTS' SUNDRIES MERCHANT WHOLESALERS

This industry comprises establishments primarily engaged in the merchant wholesale distribution of biological and medical products; botanical drugs and herbs; and pharmaceutical products intended for internal and external consumption in such forms as ampoules, tablets, capsules, vials, ointments, powders, solutions, and suspensions.

42421 DRUGS AND DRUGGISTS' SUNDRIES MERCHANT WHOLESALERS

This industry comprises establishments primarily engaged in the merchant wholesale distribution of biological and medical products; botanical drugs and herbs; and pharmaceutical products intended for internal and external consumption in such forms as ampoules, tablets, capsules, vials, ointments, powders, solutions, and suspensions.

424210 DRUGS AND DRUGGISTS' SUNDRIES MERCHANT WHOLESALERS

This industry comprises establishments primarily engaged in the merchant wholesale distribution of biological and medical products; botanical drugs and herbs; and pharmaceutical products intended for internal and external consumption in such forms as ampoules, tablets, capsules, vials, ointments, powders, solutions, and suspensions.

4242101 GENERAL-LINE DRUGS MERCHANT WHOLESALERS

This industry comprises establishments primarily engaged in the merchant wholesale distribution of a combination or general line of drugs, drug proprietaries, and druggists' sundries.

4242102 SPECIALTY-LINE DRUGS, PHARMACEUTICALS, COSMETICS, AND TOILETRIES MERCHANT WHOLESALERS

This industry comprises establishments primarily engaged in the merchant wholesale distribution of specialty-line drugs, pharmaceuticals, cosmetics, and toiletries.

4243 APPAREL, PIECE GOODS, AND NOTIONS MERCHANT WHOLESALERS

This NAICS Industry Group includes establishments classified in the following NAICS Industries: 42431, Piece Goods, Notions, and Other Dry Goods Merchant Wholesalers; 42432, Men's and Boys' Clothing and Furnishings Merchant Wholesalers; 42433, Women's, Children's, and Infants' Clothing and Accessories Merchant Wholesalers; and 42434, Footwear Merchant Wholesalers.

42431 PIECE GOODS, NOTIONS, AND OTHER DRY GOODS MERCHANT WHOLESALERS

This industry comprises establishments primarily engaged in the merchant wholesale distribution of piece goods, fabrics, knitting yarns (except industrial), thread and other notions, and/or hair accessories.

424310 PIECE GOODS, NOTIONS, AND OTHER DRY GOODS MERCHANT WHOLESALERS

This industry comprises establishments primarily engaged in the merchant wholesale distribution of piece goods, fabrics, knitting yarns (except industrial), thread and other notions, and/or hair accessories.

4243101 PIECE GOODS MERCHANT WHOLESALERS JOBBERS

This industry comprises establishments primarily engaged in the merchant wholesale distribution of woven and knit fabrics.

4243102 NOTIONS AND OTHER DRY GOODS MERCHANT WHOLESALERS

This industry comprises establishments primarily engaged in the merchant wholesale distribution of notions (i.e., sewing accessories, etc.), and other dry goods, except piece goods.

42432 MEN'S AND BOYS' CLOTHING AND FURNISHINGS MERCHANT WHOLESALERS

This industry comprises establishments primarily engaged in the merchant wholesale distribution of men's and/or boys' clothing and furnishings.

424320 MEN'S AND BOYS' CLOTHING AND FURNISHINGS MERCHANT WHOLESALERS

This industry comprises establishments primarily engaged in the merchant wholesale distribution of men's and/or boys' clothing and furnishings.

42433 WOMEN'S, CHILDREN'S, AND INFANTS' CLOTHING AND ACCESSORIES MERCHANT WHOLESALERS

This industry comprises establishments primarily engaged in the merchant wholesale distribution of (1) women's, children's, infants', and/or unisex clothing and accessories and/or (2) fur clothing.

424330 WOMEN'S, CHILDREN'S, AND INFANTS' CLOTHING AND ACCESSORIES MERCHANT WHOLESALERS

This industry comprises establishments primarily engaged in the merchant wholesale distribution of (1) women's, children's, infants', and/or unisex clothing and accessories and/or (2) fur clothing.

42434 FOOTWEAR MERCHANT WHOLESALERS

This industry comprises establishments primarily engaged in the merchant wholesale distribution of footwear (including athletic) of leather, rubber, and other materials.

424340 FOOTWEAR MERCHANT WHOLESALERS

This industry comprises establishments primarily engaged in the merchant wholesale distribution of footwear (including athletic) of leather, rubber, and other materials.

4244 GROCERY AND RELATED PRODUCT MERCHANT WHOLESALERS

This NAICS Industry Group includes establishments classified in the following NAICS Industries: 42441, General Line Grocery Merchant Wholesalers; 42442, Packaged Frozen Food Merchant Wholesalers; 42443, Dairy Product (except Dried or Canned) Merchant Wholesalers; 42444, Poultry and Poultry Product Merchant Wholesalers; 42445, Confectionery Merchant Wholesalers; 42446, Fish and Seafood Merchant Wholesalers; 42447, Meat and Meat Product Merchant Wholesalers; 42448, Fresh Fruit and Vegetable Merchant Wholesalers; and 42449, Other Grocery and Related Products Merchant Wholesalers.

42441 GENERAL LINE GROCERY MERCHANT WHOLESALERS

This industry comprises establishments primarily engaged in the merchant wholesale distribution of a general line (wide range) of groceries.

424410 GENERAL LINE GROCERY MERCHANT WHOLESALERS

This industry comprises establishments primarily engaged in the merchant wholesale distribution of a general line (wide range) of groceries.

4244101 GENERAL LINE GROCERY MERCHANT WHOLESALERS—VOLUNTARY GROUP

This industry comprises establishments primarily engaged in the merchant wholesale distribution of a general line of groceries and sponsoring (or affiliated with sponsors of) voluntary organization of food retailers which distributes a general line of groceries to these voluntary groups. These also include any voluntary group grocery merchant wholesalers commonly engaged in joint advertising or other sales promotions under a group name or identification. Merchant wholesale establishments sponsoring such voluntary groups are included here regardless of the portion of their sales made to the retail organization's members.

4244102 GENERAL LINE GROCERY MERCHANT WHOLESALERS—RETAIL COOPERATIVE

This industry comprises establishments primarily engaged in the merchant wholesale distribution of a general line of groceries and owned and operated cooperatively by groups of independent food retailers buying collectively which are primarily engaged in merchant wholesale selling and distributing a general line of groceries. These establishments function primarily as a merchant wholesale cooperative company selling chiefly to member retailers, but sometimes do a regular merchant wholesale business.

4244103 OTHER GENERAL LINE GROCERY MERCHANT WHOLESALERS

This industry comprises establishments primarily engaged in the merchant wholesale distribution of a general line of groceries, including cash-and-carry food establishments, not sponsoring or affiliated with any voluntary or cooperative groups.

42442 PACKAGED FROZEN FOOD MERCHANT WHOLESALERS

This industry comprises establishments primarily engaged in the merchant wholesale distribution of packaged frozen foods (except dairy products).

424420 PACKAGED FROZEN FOOD MERCHANT WHOLESALERS

This industry comprises establishments primarily engaged in the merchant wholesale distribution of packaged frozen foods (except dairy products).

42443 DAIRY PRODUCT (EXCEPT DRIED OR CANNED) MERCHANT WHOLESALERS

This industry comprises establishments primarily engaged in the merchant wholesale distribution of dairy products (except dried or canned).

424430 DAIRY PRODUCT (EXCEPT DRIED OR CANNED) MERCHANT WHOLESALERS

This industry comprises establishments primarily engaged in the merchant wholesale distribution of dairy products (except dried or canned).

4244301 RAW MILK MERCHANT WHOLESALERS

This industry comprises establishments primarily engaged in the merchant wholesale distribution of raw milk and raw cream, including milk cooling stations operated by farm assemblers.

4244302 DAIRY PRODUCT (EXCEPT RAW MILK) MERCHANT WHOLESALERS

This industry comprises establishments primarily engaged in the merchant wholesale distribution of processed dairy products, except raw, dried, or canned.

42444 POULTRY AND POULTRY PRODUCT MERCHANT WHOLESALERS

This industry comprises establishments primarily engaged in the merchant wholesale distribution of poultry and/or poultry products (except canned and packaged frozen).

424440 POULTRY AND POULTRY PRODUCT MERCHANT WHOLESALERS

This industry comprises establishments primarily engaged in the merchant wholesale distribution of poultry and/or poultry products (except canned and packaged frozen).

4244401 LIVE POULTRY MERCHANT WHOLESALERS

This industry comprises establishments primarily engaged in the merchant wholesale distribution of live poultry.

4244402 POULTRY AND POULTRY PRODUCT (EXCEPT LIVE) MERCHANT WHOLESALERS

This industry comprises establishments primarily engaged in the merchant wholesale distribution of poultry and poultry products (except canned and packaged frozen products and live poultry).

42445 CONFECTIONERY MERCHANT WHOLESALERS

This industry comprises establishments primarily engaged in the merchant wholesale distribution of confectioneries; salted or roasted nuts; popcorn; potato, corn, and similar chips; and/or fountain fruits and syrups.

424450 CONFECTIONERY MERCHANT WHOLESALERS

This industry comprises establishments primarily engaged in the merchant wholesale distribution of confectioneries; salted or roasted nuts; popcorn; potato, corn, and similar chips; and/or fountain fruits and syrups.

42446 FISH AND SEAFOOD MERCHANT WHOLESALERS

This industry comprises establishments primarily engaged in the merchant wholesale distribution of fish and seafood (except canned or packaged frozen).

424460 FISH AND SEAFOOD MERCHANT WHOLESALERS

This industry comprises establishments primarily engaged in the merchant wholesale distribution of fish and seafood (except canned or packaged frozen).

42447 MEAT AND MEAT PRODUCT MERCHANT WHOLESALERS

This industry comprises establishments primarily engaged in the merchant wholesale distribution of meats and meat products (except canned and packaged frozen) and/or lard.

424470 MEAT AND MEAT PRODUCT MERCHANT WHOLESALERS

This industry comprises establishments primarily engaged in the merchant wholesale distribution of meats and meat products (except canned and packaged frozen) and/or lard.

42448 FRESH FRUIT AND VEGETABLE MERCHANT WHOLESALERS

This industry comprises establishments primarily engaged in the merchant wholesale distribution of fresh fruits and vegetables.

424480 FRESH FRUIT AND VEGETABLE MERCHANT WHOLESALERS

This industry comprises establishments primarily engaged in the merchant wholesale distribution of fresh fruits and vegetables.

42449 OTHER GROCERY AND RELATED PRODUCTS MERCHANT WHOLESALERS

This industry comprises establishments primarily engaged in the merchant wholesale distribution of groceries and related products (except a general line of groceries; packaged frozen food; dairy products (except dried and canned); poultry products (except canned); confectioneries; fish and seafood (except canned); meat products (except canned); and fresh fruits and vegetables). Included in this industry are establishments primarily engaged in the bottling and merchant wholesale distribution of spring and mineral waters processed by others.

424490 OTHER GROCERY AND RELATED PRODUCTS MERCHANT WHOLESALERS

This industry comprises establishments primarily engaged in the merchant wholesale distribution of groceries and related products (except a general line of groceries; packaged frozen food; dairy products (except dried and canned); poultry products (except canned); confectioneries; fish and

seafood (except canned); meat products (except canned); and fresh fruits and vegetables). Included in this industry are establishments primarily engaged in the bottling and merchant wholesale distribution of spring and mineral waters processed by others.

4244901 COFFEE, TEA, AND SPICE MERCHANT WHOLESALERS

This industry comprises establishments primarily engaged in the merchant wholesale distribution of coffee, soluble coffee, tea (bagged, packaged, loose, or powdered) and spices.

4244902 BREAD AND BAKED GOODS MERCHANT WHOLESALERS

This industry comprises establishments primarily engaged in the merchant wholesale distribution of bread, cakes, biscuits, doughnuts, pastries, crackers, pretzels, and other bakery products (except frozen).

4244903 SOFT DRINKS AND BOTTLED WATER MERCHANT WHOLESALERS

This industry comprises establishments primarily engaged in the merchant wholesale distribution of soft drinks and unprocessed bottled water.

4244904 CANNED GOODS MERCHANT WHOLESALERS

This industry comprises establishments primarily engaged in the merchant wholesale distribution of canned or bottled fruits, vegetables, juice, baby food, meat, poultry, fish, seafood, and dairy products (condensed or evaporated).

4244905 FOOD AND BEVERAGE BASIC MATERIAL MERCHANT WHOLESALERS

This industry comprises establishments primarily engaged in the merchant wholesale distribution of basic food and beverage materials.

4244906 OTHER GROCERY SPECIALTIES MERCHANT WHOLESALERS

This industry comprises establishments primarily engaged in the merchant wholesale distribution of grocery specialties, such as flour, refined sugar, breakfast cereals, butter substitutes (e.g., margarine), cooking oils, dried fruits, dried beans (packaged), honey, jams and jellies, pickles, preserves and sauces, polished rice, sandwiches, vegetable shortening, and other grocery specialties not included elsewhere.

4245 FARM PRODUCT RAW MATERIAL MERCHANT WHOLESALERS

This industry group comprises establishments primarily engaged in the merchant wholesale distribution of agricultural products (except raw milk, live poultry, and fresh fruit and vegetables), such as grains, field beans, livestock, and other farm product raw materials (excluding seeds).

42451 GRAIN AND FIELD BEAN MERCHANT WHOLESALERS

This industry comprises establishments primarily engaged in the merchant wholesale distribution of grains, such as corn, wheat, oats, barley, and unpolished rice; dry beans; and soybeans and other inedible beans. Included in this industry are establishments primarily engaged in operating country or terminal grain elevators primarily for the purpose of wholesaling.

424510 GRAIN AND FIELD BEAN MERCHANT WHOLESALERS

This industry comprises establishments primarily engaged in the merchant wholesale distribution of grains, such as corn, wheat, oats, barley, and unpolished rice; dry beans; and soybeans and other inedible beans. Included in this industry are establishments primarily engaged in operating country or terminal grain elevators primarily for the purpose of wholesaling.

42452 LIVESTOCK MERCHANT WHOLESALERS

This industry comprises establishments primarily engaged in the merchant wholesale distribution of livestock (except horses and mules).

424520 LIVESTOCK MERCHANT WHOLESALERS

This industry comprises establishments primarily engaged in the merchant wholesale distribution of livestock (except horses and mules).

42459 OTHER FARM PRODUCT RAW MATERIAL MERCHANT WHOLESALERS

This industry comprises establishments primarily engaged in the merchant wholesale distribution of farm products (except grain and field beans, livestock, raw milk, live poultry, and fresh fruits and vegetables).

424590 OTHER FARM PRODUCT RAW MATERIAL MERCHANT WHOLESALERS

This industry comprises establishments primarily engaged in the merchant wholesale distribution of farm products (except grain and field beans, livestock, raw milk, live poultry, and fresh fruits and vegetables).

4245901 HIDES, SKINS, AND PELTS MERCHANT WHOLESALERS

This industry comprises establishments primarily engaged in the merchant wholesale distribution of untanned hides and skins, such as cattle hides, sheep skins, and goat skins; raw furs; and pelts of fur-bearing animals.

4245902 LEAF TOBACCO MERCHANT WHOLESALERS

This industry comprises establishments primarily engaged in the merchant wholesale distribution of leaf tobacco.

4245903 WOOL, WOOL TOPS, AND MOHAIR MERCHANT WHOLESALERS

This industry comprises establishments primarily engaged in the merchant wholesale distribution of mohair (raw), raw wool, wool noils, wool tops, and wool clippings.

4245904 COTTON MERCHANT WHOLESALERS

This industry comprises establishments primarily engaged in the merchant wholesale buying and/or marketing of cotton.

4245905 OTHER FARM PRODUCT RAW MATERIAL MERCHANT WHOLESALERS

This industry comprises establishments primarily engaged in the merchant wholesale buying and/or marketing of other farm products.

4246 CHEMICAL AND ALLIED PRODUCTS MERCHANT WHOLESALERS

This industry group comprises establishments primarily engaged in the merchant wholesale distribution of chemicals; plastics materials and basic forms and shapes; and allied products.

42461 PLASTICS MATERIALS AND BASIC FORMS AND SHAPES MERCHANT WHOLESALERS

This industry comprises establishments primarily engaged in the merchant wholesale distribution of plastics materials and resins, and unsupported plastics film, sheet, sheeting, rod, tube, and other basic forms and shapes.

424610 PLASTICS MATERIALS AND BASIC FORMS AND SHAPES MERCHANT WHOLESALERS

This industry comprises establishments primarily engaged in the merchant wholesale distribution of plastics materials and resins, and unsupported plastics film, sheet, sheeting, rod, tube, and other basic forms and shapes.

42469 OTHER CHEMICAL AND ALLIED PRODUCTS MERCHANT WHOLESALERS

This industry comprises establishments primarily engaged in the merchant wholesale distribution of chemicals and allied products (except agricultural and medicinal chemicals, paints and varnishes, fireworks, and plastics materials and basic forms and shapes).

424690 OTHER CHEMICAL AND ALLIED PRODUCTS MERCHANT WHOLESALERS

This industry comprises establishments primarily engaged in the merchant wholesale distribution of chemicals and allied products (except agricultural and medicinal chemicals, paints and varnishes, fireworks, and plastics materials and basic forms and shapes).

4246901 INDUSTRIAL GASES (EXCEPT LP) MERCHANT WHOLESALERS

This industry comprises establishments primarily engaged in the merchant wholesale distribution of industrial gases (compressed and liquefied) regardless of use, such as oxygen and acetylene.

4246902 OTHER CHEMICAL AND ALLIED PRODUCTS MERCHANT WHOLESALERS

This industry comprises establishments primarily engaged in the merchant wholesale distribution of chemicals and allied products (except industrial gases), such as acids, industrial and heavy chemicals (except gases), dyestuffs, industrial salts, naval stores, rosin, and turpentine.

4247 PETROLEUM AND PETROLEUM PRODUCTS MERCHANT WHOLESALERS

This NAICS Industry Group includes establishments classified in the following NAICS Industries: 42471, Petroleum Bulk Stations and Terminals; and 42472, Petroleum and Petroleum Products Merchant Wholesalers (except Bulk Stations and Terminals).

42471 PETROLEUM BULK STATIONS AND TERMINALS

This industry comprises establishments with bulk liquid storage facilities primarily engaged in the merchant wholesale distribution of crude petroleum and petroleum products, including liquefied petroleum gas.

424710 PETROLEUM BULK STATIONS AND TERMINALS

This industry comprises establishments with bulk liquid storage facilities primarily engaged in the merchant wholesale distribution of crude petroleum and petroleum products, including liquefied petroleum gas.

4247101 PETROLEUM BULK STATIONS AND TERMINALS (EXCEPT LP)

This industry comprises establishments primarily engaged in the merchant wholesale distribution of liquid petroleum products (except liquefied petroleum gases) from bulk liquid storage stations or terminals.

42471011 PETROLEUM BULK STATIONS (EXCEPT LP)

This industry comprises establishments primarily engaged in the merchant wholesale distribution of liquid petroleum products (except liquefied petroleum gases) from bulk liquid storage stations for resale. Bulk storage stations have bulk storage capacity of 10,000 to 100,000 gallons, or 100,000 to 2,100,000 gallons and do not receive their supplies primarily from tanker, barge, or pipeline.

42471012 PETROLEUM BULK TERMINALS (EXCEPT LP)

This industry comprises establishments primarily engaged in the merchant wholesale distribution of liquid petroleum products (except liquefied petroleum gases) from bulk liquid storage terminals. Bulk storage terminals have bulk storage capacity of 2,100,000 gallons or more, or have bulk storage capacity of 100,000 gallons or more and receive products primarily by tanker, barge, or pipeline.

4247102 LIQUEFIED PETROLEUM BULK STATIONS AND TERMINALS

This industry comprises establishments primarily engaged in the merchant wholesale distribution of liquefied petroleum gases from bulk storage stations or terminals for resale. Bulk storage stations or terminals have bulk storage capacity of 10,000 gallons or more.

42472 PETROLEUM AND PETROLEUM PRODUCTS MERCHANT WHOLESALERS (EXCEPT BULK STATIONS AND TERMINALS)

This industry comprises establishments primarily engaged in the merchant wholesale distribution of petroleum and petroleum products (except from bulk liquid storage facilities).

424720 PETROLEUM AND PETROLEUM PRODUCTS MERCHANT WHOLESALERS (EXCEPT BULK STATIONS AND TERMINALS)

This industry comprises establishments primarily engaged in the merchant wholesale distribution of petroleum and petroleum products (except from bulk liquid storage facilities).

4248 BEER, WINE, AND DISTILLED ALCOHOLIC BEVERAGE MERCHANT WHOLESALERS

This NAICS Industry Group includes establishments classified in the following NAICS Industries: 42481, Beer and Ale Merchant Wholesalers; and 42482, Wine and Distilled Alcoholic Beverage Merchant Wholesalers.

42481 BEER AND ALE MERCHANT WHOLESALERS

This industry comprises establishments primarily engaged in the merchant wholesale distribution of beer, ale, porter, and other fermented malt beverages.

424810 BEER AND ALE MERCHANT WHOLESALERS

This industry comprises establishments primarily engaged in the merchant wholesale distribution of beer, ale, porter, and other fermented malt beverages.

42482 WINE AND DISTILLED ALCOHOLIC BEVERAGE MERCHANT WHOLESALERS

This industry comprises establishments primarily engaged in the merchant wholesale distribution of wine, distilled alcoholic beverages, and/or neutral spirits and ethyl alcohol used in blended wines and distilled liquors.

424820 WINE AND DISTILLED ALCOHOLIC BEVERAGE MERCHANT WHOLESALERS

This industry comprises establishments primarily engaged in the merchant wholesale distribution of wine, distilled alcoholic beverages, and/or neutral spirits and ethyl alcohol used in blended wines and distilled liquors.

4249 MISCELLANEOUS NONDURABLE GOODS MERCHANT WHOLESALERS

This industry group comprises establishments primarily engaged in the merchant wholesale distribution of nondurable goods, such as farm supplies; books, periodicals and newspapers; flowers; nursery stock; paints; varnishes; tobacco and tobacco products; and other miscellaneous nondurable goods, such as cut Christmas trees and pet supplies.

42491 FARM SUPPLIES MERCHANT WHOLESALERS

This industry comprises establishments primarily engaged in the merchant wholesale distribution of farm supplies, such as animal feeds, fertilizers, agricultural chemicals, pesticides, plant seeds, and plant bulbs.

424910 FARM SUPPLIES MERCHANT WHOLESALERS

This industry comprises establishments primarily engaged in the merchant wholesale distribution of farm supplies, such as animal feeds, fertilizers, agricultural chemicals, pesticides, plant seeds, and plant bulbs.

4249101 FARM SUPPLIES MERCHANT WHOLESALERS—FARM DEALERS

This industry comprises establishments primarily engaged in the merchant wholesale distribution of farm supplies primarily sold directly to farmers for farm use.

4249102 FARM SUPPLIES MERCHANT WHOLESALERS—WHOLESALE DISTRIBUTORS

This industry comprises establishments primarily engaged in the merchant wholesale distribution of farm supplies primarily sold directly to governments, institutions, farm dealers, export sales, and other nonfarm accounts.

42492 BOOK, PERIODICAL, AND NEWSPAPER MERCHANT WHOLESALERS

This industry comprises establishments primarily engaged in the merchant wholesale distribution of books, periodicals, and newspapers.

424920 BOOK, PERIODICAL, AND NEWSPAPER MERCHANT WHOLESALERS

This industry comprises establishments primarily engaged in the merchant wholesale distribution of books, periodicals, and newspapers.

42493 FLOWER, NURSERY STOCK, AND FLORISTS' SUPPLIES MERCHANT WHOLESALERS

This industry comprises establishments primarily engaged in the merchant wholesale distribution of flowers, florists' supplies, and/or nursery stock (except plant seeds and plant bulbs).

424930 FLOWER, NURSERY STOCK, AND FLORISTS' SUPPLIES MERCHANT WHOLESALERS

This industry comprises establishments primarily engaged in the merchant wholesale distribution of flowers, florists' supplies, and/or nursery stock (except plant seeds and plant bulbs).

42494 TOBACCO AND TOBACCO PRODUCT MERCHANT WHOLESALERS

This industry comprises establishments primarily engaged in the merchant wholesale distribution of tobacco products, such as cigarettes, snuff, cigars, and pipe tobacco.

424940 TOBACCO AND TOBACCO PRODUCT MERCHANT WHOLESALERS

This industry comprises establishments primarily engaged in the merchant wholesale distribution of tobacco products, such as cigarettes, snuff, cigars, and pipe tobacco.

42495 PAINT, VARNISH, AND SUPPLIES MERCHANT WHOLESALERS

This industry comprises establishments primarily engaged in the merchant wholesale distribution of paints, varnishes, and similar coatings; pigments; wallpaper; and supplies, such as paint brushes and rollers.

424950 PAINT, VARNISH, AND SUPPLIES MERCHANT WHOLESALERS

This industry comprises establishments primarily engaged in the merchant wholesale distribution of paints, varnishes, and similar coatings; pigments; wallpaper; and supplies, such as paint brushes and rollers.

4249501 PAINT, VARNISH, AND SUPPLIES MERCHANT WHOLESALERS

This industry comprises establishments primarily engaged in the merchant wholesale distribution of paints, varnishes, and similar coatings; pigments; wallpaper; and supplies, such as paint brushes and rollers.

42499 OTHER MISCELLANEOUS NONDURABLE GOODS MERCHANT WHOLESALERS

This industry comprises establishments primarily engaged in the merchant wholesale distribution of nondurable goods (except printing and writing paper; stationery and office supplies; industrial and personal service paper; drugs and druggists' sundries; apparel, piece goods, and notions; grocery and related products; farm product raw materials; chemical and allied products; petroleum and petroleum products; beer, wine, and distilled alcoholic beverages; farm supplies; books, periodicals and newspapers; flower, nursery stock and florists' supplies; tobacco and tobacco products; and paint, varnishes, wallpaper, and supplies).

424990 OTHER MISCELLANEOUS NONDURABLE GOODS MERCHANT WHOLESALERS

This industry comprises establishments primarily engaged in the merchant wholesale distribution of nondurable goods (except printing and writing paper; stationery and office supplies; industrial and personal service paper; drugs and druggists' sundries; apparel, piece goods, and notions; grocery and related products; farm product raw materials; chemical and allied products; petroleum and petroleum products; beer, wine, and distilled alcoholic beverages; farm supplies; books, periodicals and newspapers; flower, nursery stock and florists' supplies; tobacco and tobacco products; and paint, varnishes, wallpaper, and supplies).

4249901 ART GOODS MERCHANT WHOLESALERS

This industry comprises establishments primarily engaged in the merchant wholesale distribution of art goods such as artists' supplies, curios, and souvenirs.

4249902 GENERAL MERCHANDISE (NONDURABLE GOODS) MERCHANT WHOLESALERS

This industry comprises establishments primarily engaged in the merchant wholesale distribution of a general line of nondurable goods with no one product line accounting for more than 25 percent of the total sales.

4249903 TEXTILE BAGS, BAGGING, AND BURLAP MERCHANT WHOLESALERS

This industry comprises establishments primarily engaged in the merchant wholesale distribution of textile bags, and bagging burlap, and canvas and felt products.

4249904 OTHER NONDURABLE GOODS MERCHANT WHOLESALERS

This industry comprises establishments primarily engaged in the merchant wholesale distribution of nondurable goods (except printing and writing paper; stationery and office supplies; industrial and personal service paper; drugs and druggists' sundries; apparel, piece goods, and notions; grocery and related products; farm product raw materials; chemical and allied products; petroleum and petroleum products; beer, wine, and distilled alcoholic beverages; farm supplies; books, periodicals and newspapers; flower, nursery stock and florists' supplies; tobacco and tobacco products; and paint, varnishes, wallpaper, and supplies; art goods; and textile bags, bagging, and burlap).