

The American Indian and Alaska Native Population: 2010

Tina Norris

Analyst, Racial Statistics Branch
Population Division
U.S. Census Bureau

Nicholas A. Jones

Chief, Racial Statistics Branch
Population Division
U.S. Census Bureau

Topics Presented

- Race concepts and definition of “American Indian or Alaska Native”
- Population size and growth
- Multiple-race reporting
- Geographic distribution
- American Indian and Alaska Native tribal grouping information

2010 Census Race Question

6. What is this person's race? Mark ☒ one or more boxes.

☐ White

☐ Black, African Am., or Negro

☐ American Indian or Alaska Native — *Print name of enrolled or principal tribe.* ↗

--	--	--	--	--	--	--	--	--	--	--	--	--	--	--	--	--	--	--	--

☐ Asian Indian

☐ Japanese

☐ Native Hawaiian

☐ Chinese

☐ Korean

☐ Guamanian or Chamorro

☐ Filipino

☐ Vietnamese

☐ Samoan

☐ Other Asian — *Print race, for example, Hmong, Laotian, Thai, Pakistani, Cambodian, and so on.* ↗

☐ Other Pacific Islander — *Print race, for example, Fijian, Tongan, and so on.* ↗

--	--	--	--	--	--	--	--	--	--	--	--	--	--	--	--	--	--	--	--

☐ Some other race — *Print race.* ↗

--	--	--	--	--	--	--	--	--	--	--	--	--	--	--	--	--	--	--	--

Definition of “American Indian or Alaska Native” Used in the 2010 Census

- According to the U.S. Office of Management and Budget (OMB), “American Indian or Alaska Native” refers to a person having origins in any of the original peoples of North and South America (including Central America), and who maintains tribal affiliation or community attachment.

OMB Definition of “American Indian or Alaska Native” Used in the 2010 Census

- Includes people who marked the “American Indian or Alaska Native” (AIAN) checkbox category
- Also includes respondents who reported entries such as:
 - North American Indian groups (e.g., Navajo)
 - Alaska Native groups (e.g., Yup’ik)
 - Central American Indian groups (e.g., Mayan)
 - South American Indian groups (e.g., Taino)

Race Concepts

- Race ***alone*** population –
people who reported a single race group
(e.g., American Indian and Alaska Native alone)
- Race ***in combination*** population –
people who reported more than one race group
(e.g., American Indian and Alaska Native ***and*** White;
American Indian and Alaska Native ***and*** Black)
- Race ***alone or in combination*** population –
all people who reported a particular race group,
either alone, or in combination with one or more
other race groups

POPULATION SIZE AND GROWTH

AIAN Population: 2000 and 2010

	<u>2000</u>	<u>2010</u>
AIAN alone or in combination	4,119,301	5,220,579
AIAN alone	2,475,956	2,932,248
AIAN in combination	1,643,345	2,288,331

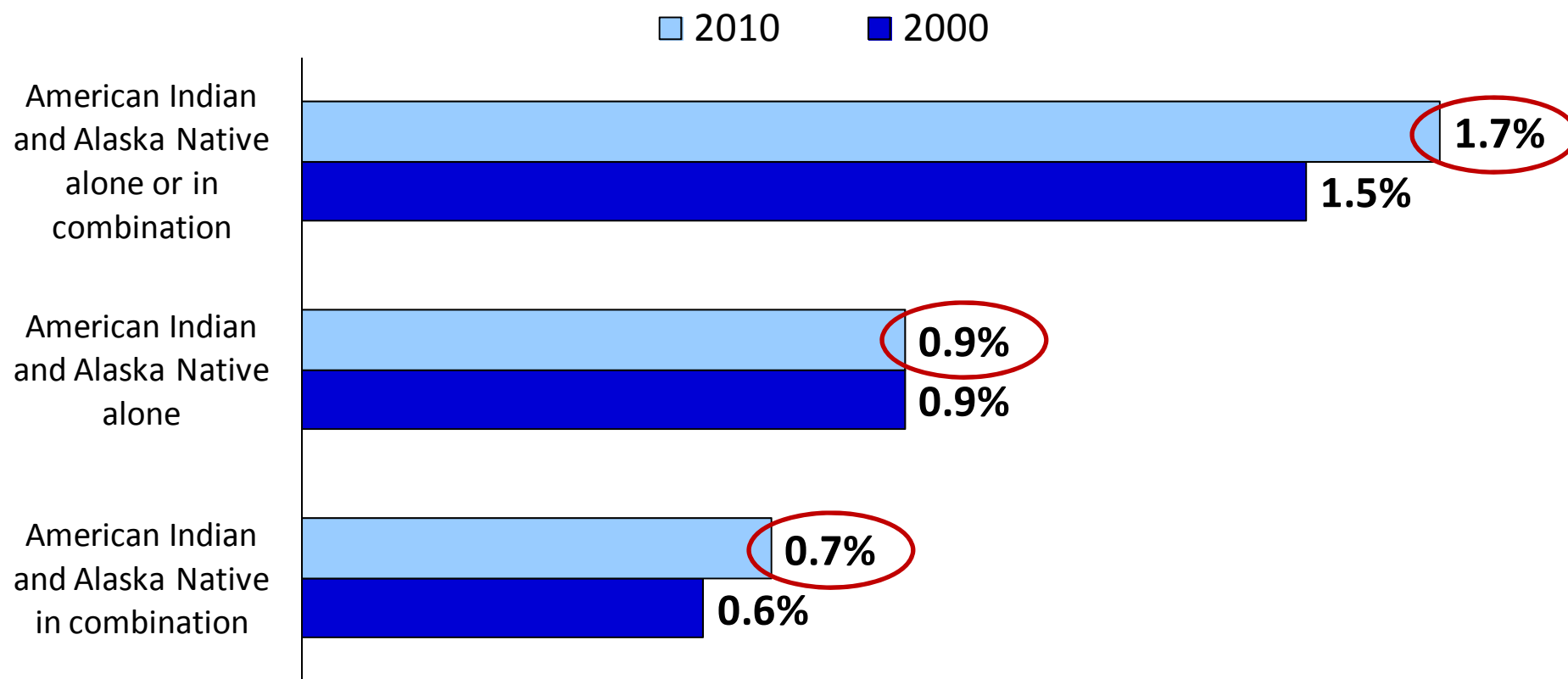
Note: AIAN refers to American Indian and Alaska Native.
Sources: Census 2000 and 2010 Census

AIAN Population: 2000 and 2010

	<u>2000</u>	<u>2010</u>	<u>Increase</u>
AIAN alone or in combination	4,119,301	5,220,579	1,101,278
AIAN alone	2,475,956	2,932,248	456,292
AIAN in combination	1,643,345	2,288,331	644,986

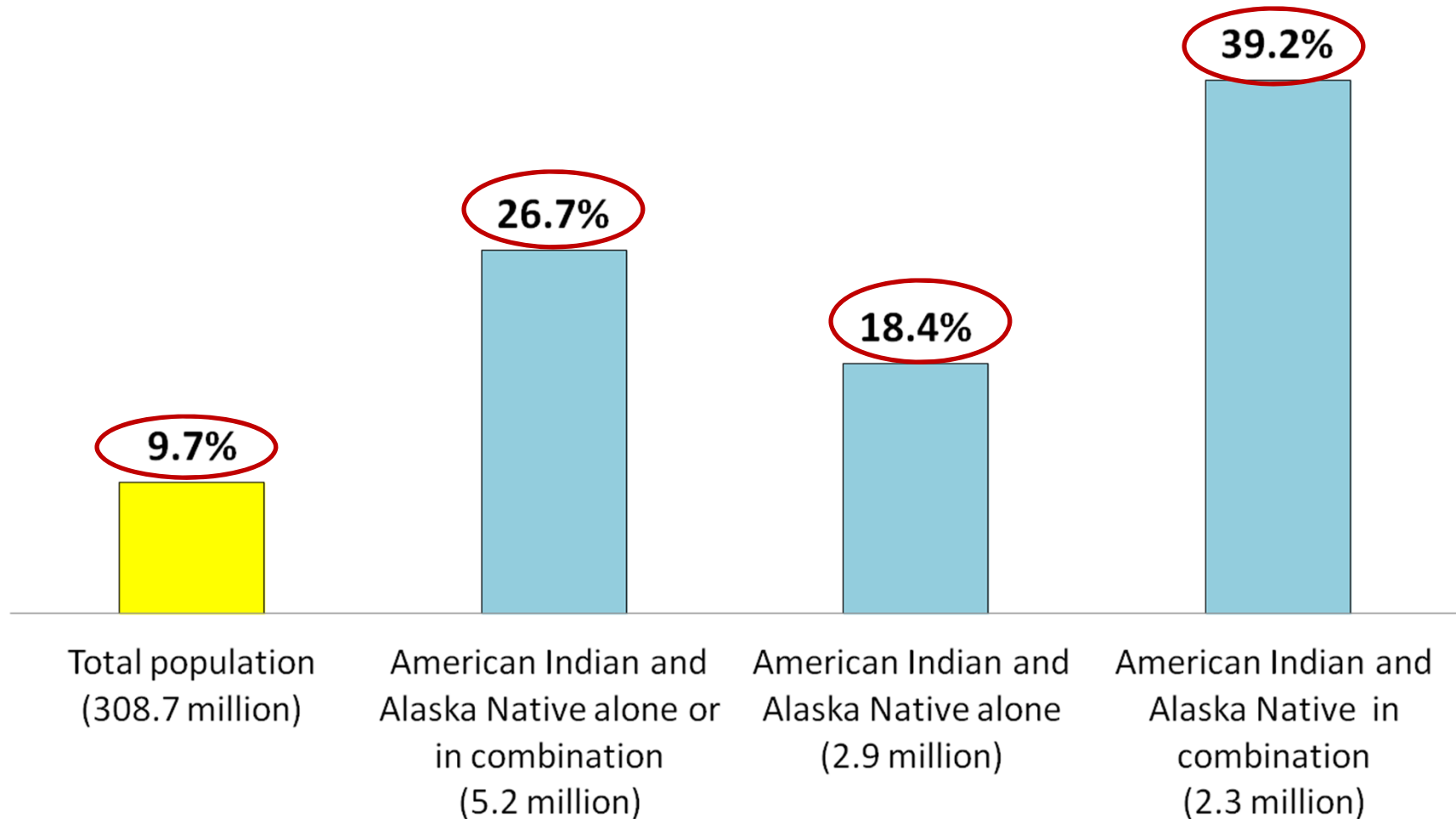
Note: AIAN refers to American Indian and Alaska Native.
Sources: Census 2000 and 2010 Census

AIAN Population as a Percentage of the Total Population: 2000 and 2010



Note: AIAN refers to American Indian and Alaska Native.
Sources: Census 2000 and 2010 Census

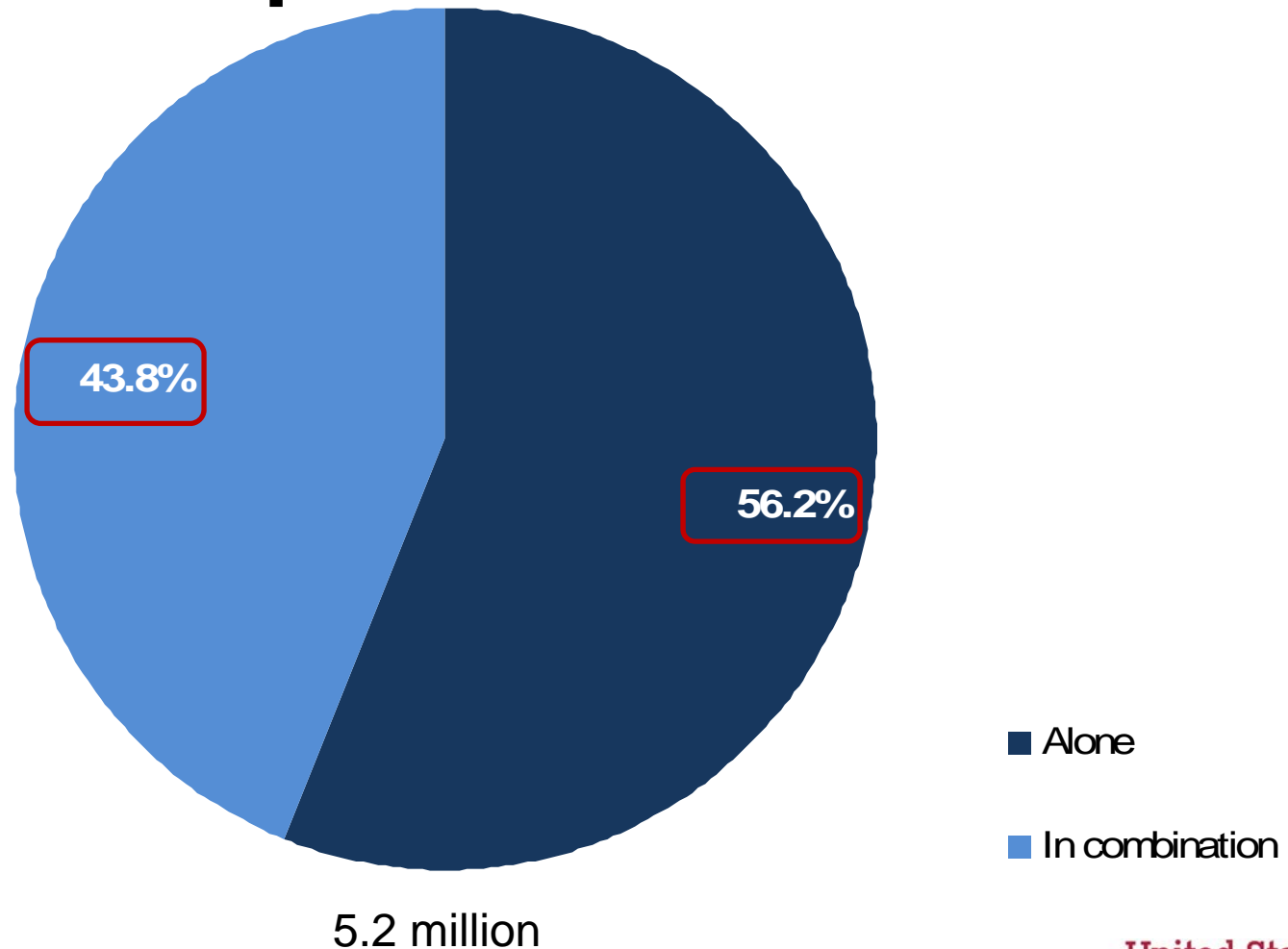
Growth of the AIAN Population: 2000 to 2010



Note: AIAN refers to American Indian and Alaska Native.
Sources: Census 2000 and 2010 Census

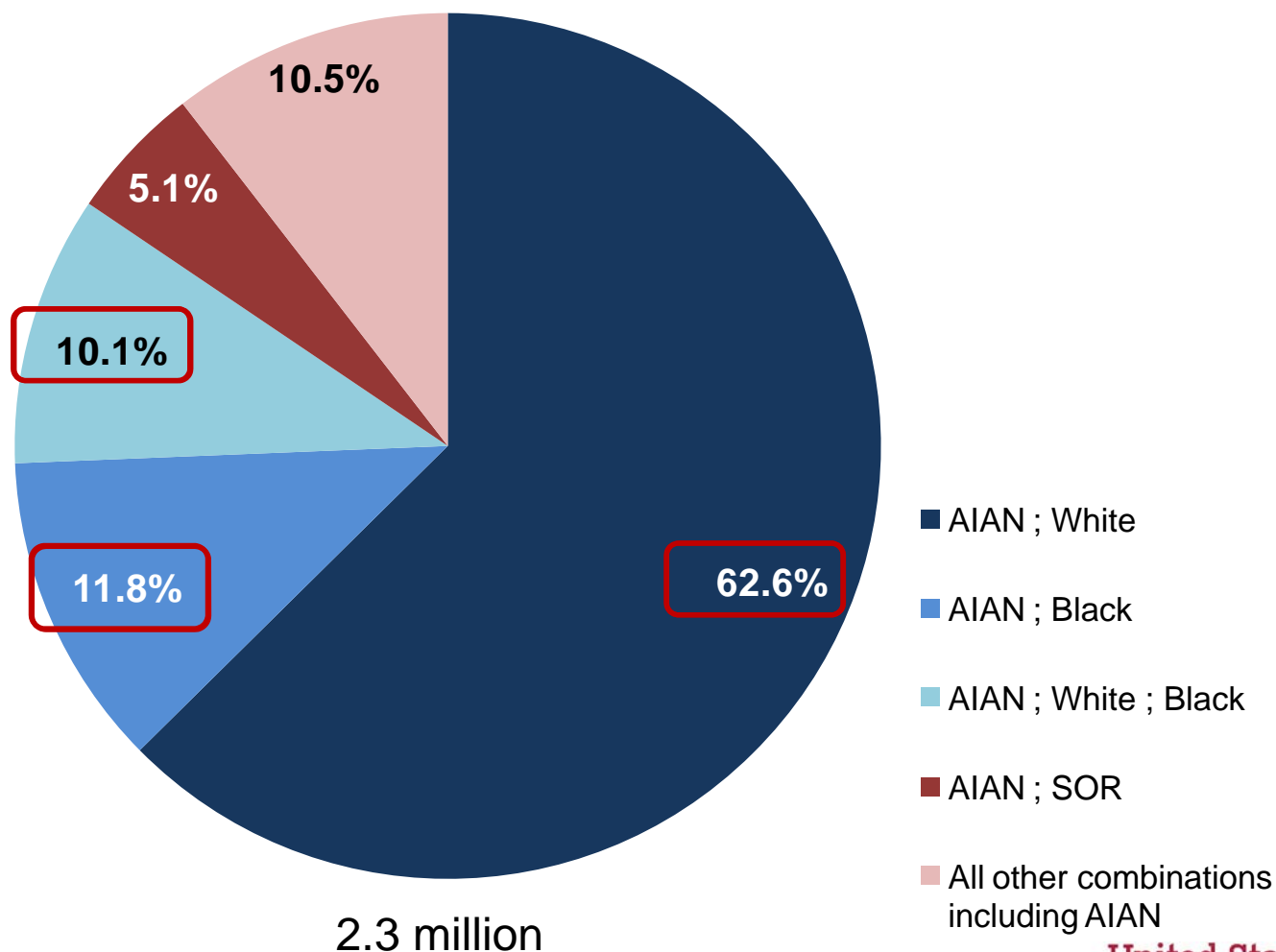
MULTIPLE-RACE REPORTING OF THE AMERICAN INDIAN AND ALASKA NATIVE POPULATION

Percentage Distribution of the AIAN Alone or in Combination Population: 2010



Note: AIAN refers to American Indian and Alaska Native.

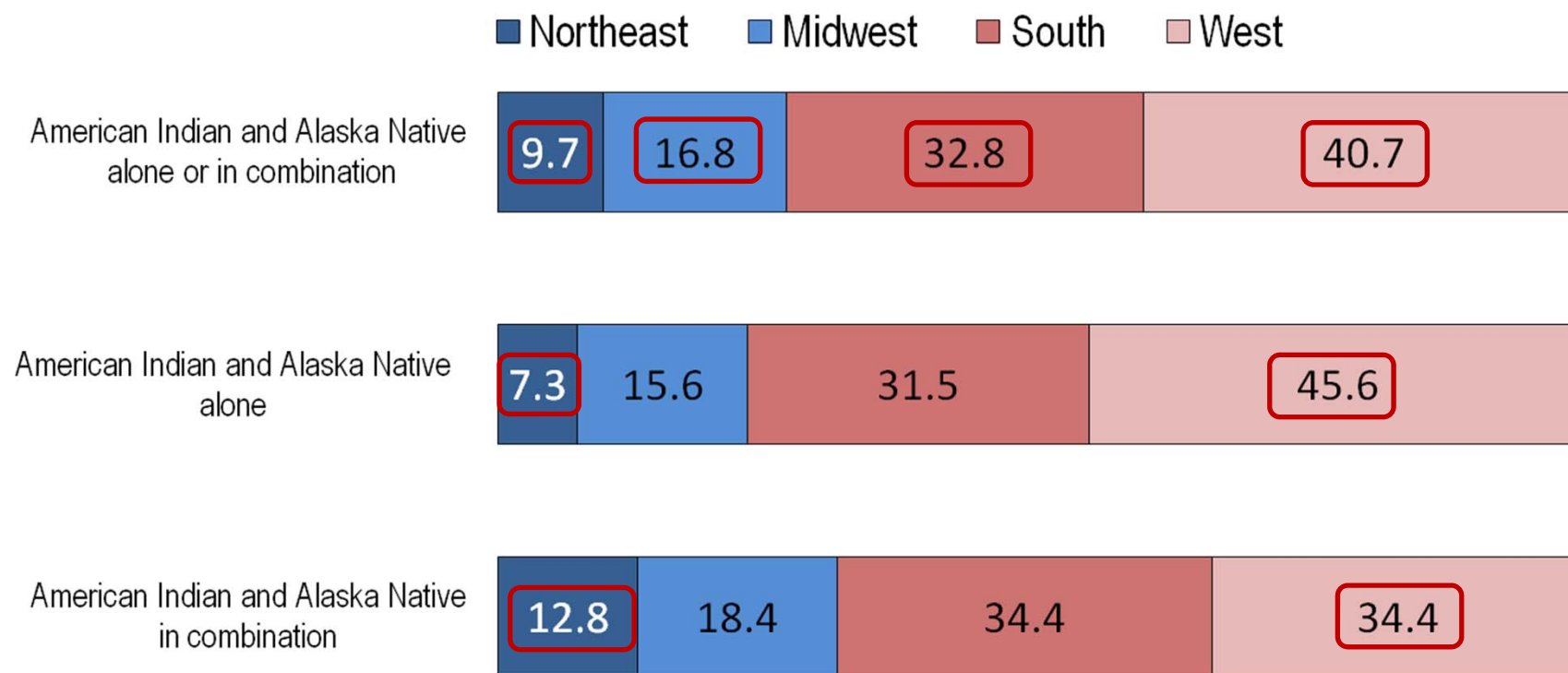
Percentage Distribution of the Multiple-Race AIAN Population: 2010



Note: AIAN refers to American Indian and Alaska Native. SOR refers to Some Other Race. Percentages may not add to 100.0 due to rounding.

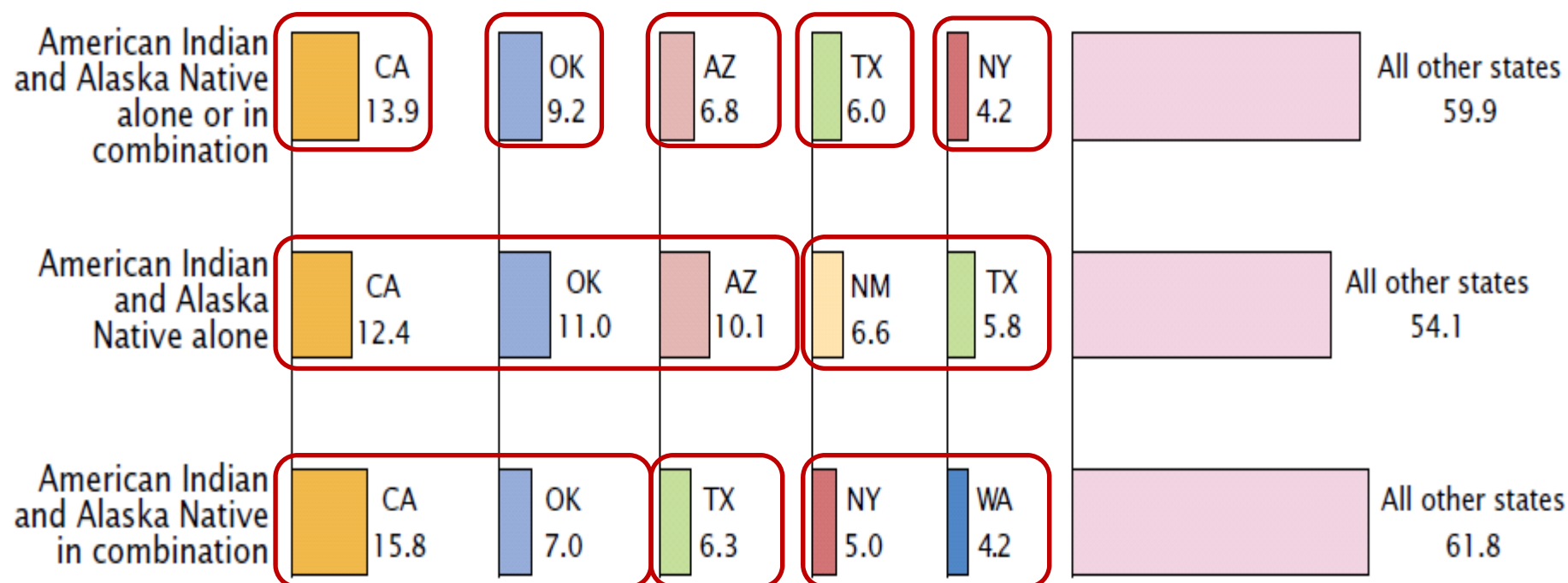
GEOGRAPHIC DISTRIBUTION OF THE AMERICAN INDIAN AND ALASKA NATIVE POPULATION

Percentage Distribution of the AIAN Population by Region: 2010



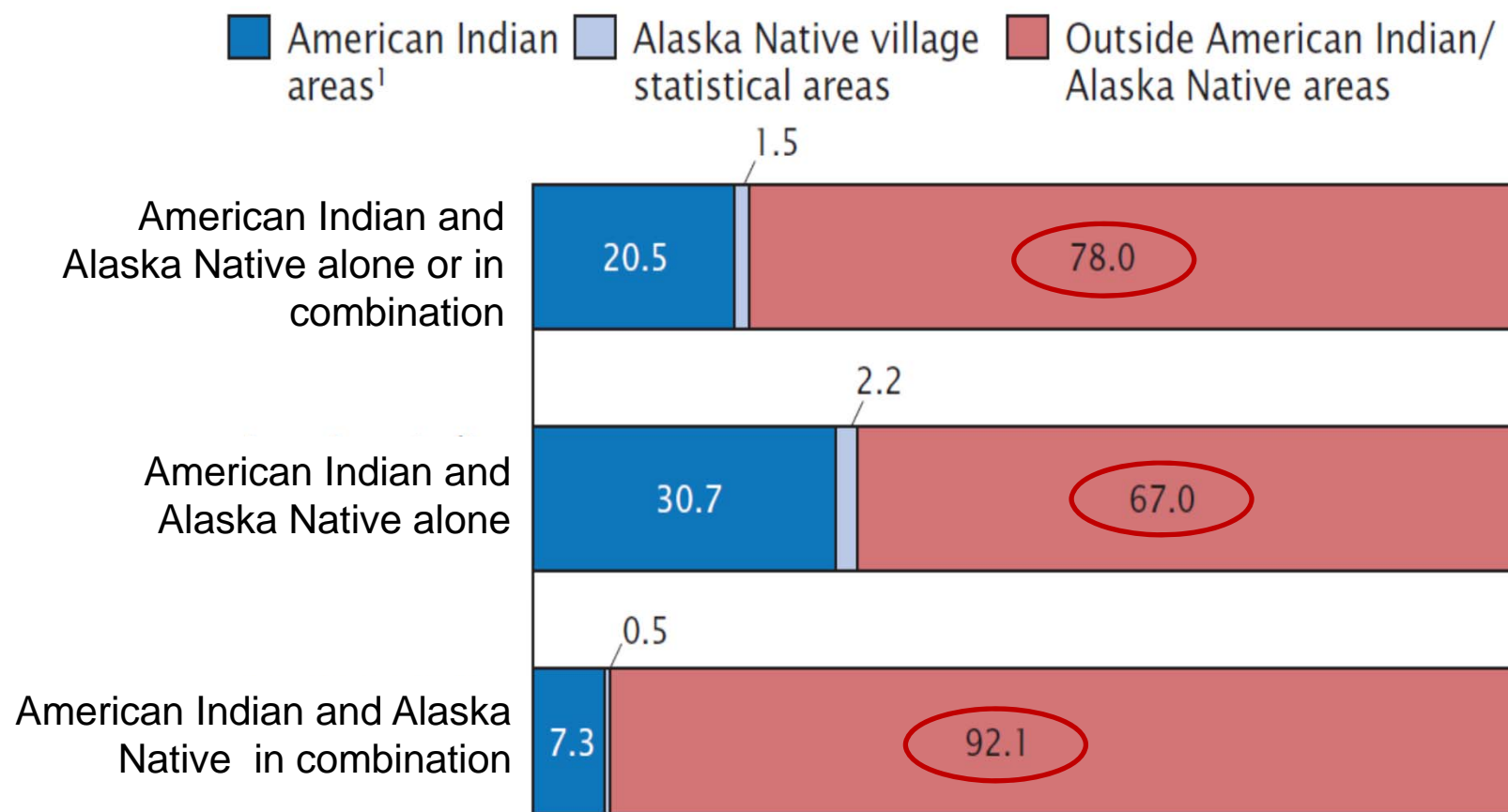
Note: AIAN refers to American Indian and Alaska Native.
Source: 2010 Census

Percentage Distribution of the AIAN Population by State: 2010



Note: Percentages may not add to 100.0 due to rounding.
Source: 2010 Census

Percentage Distribution of the AIAN Population by Area of Residence: 2010

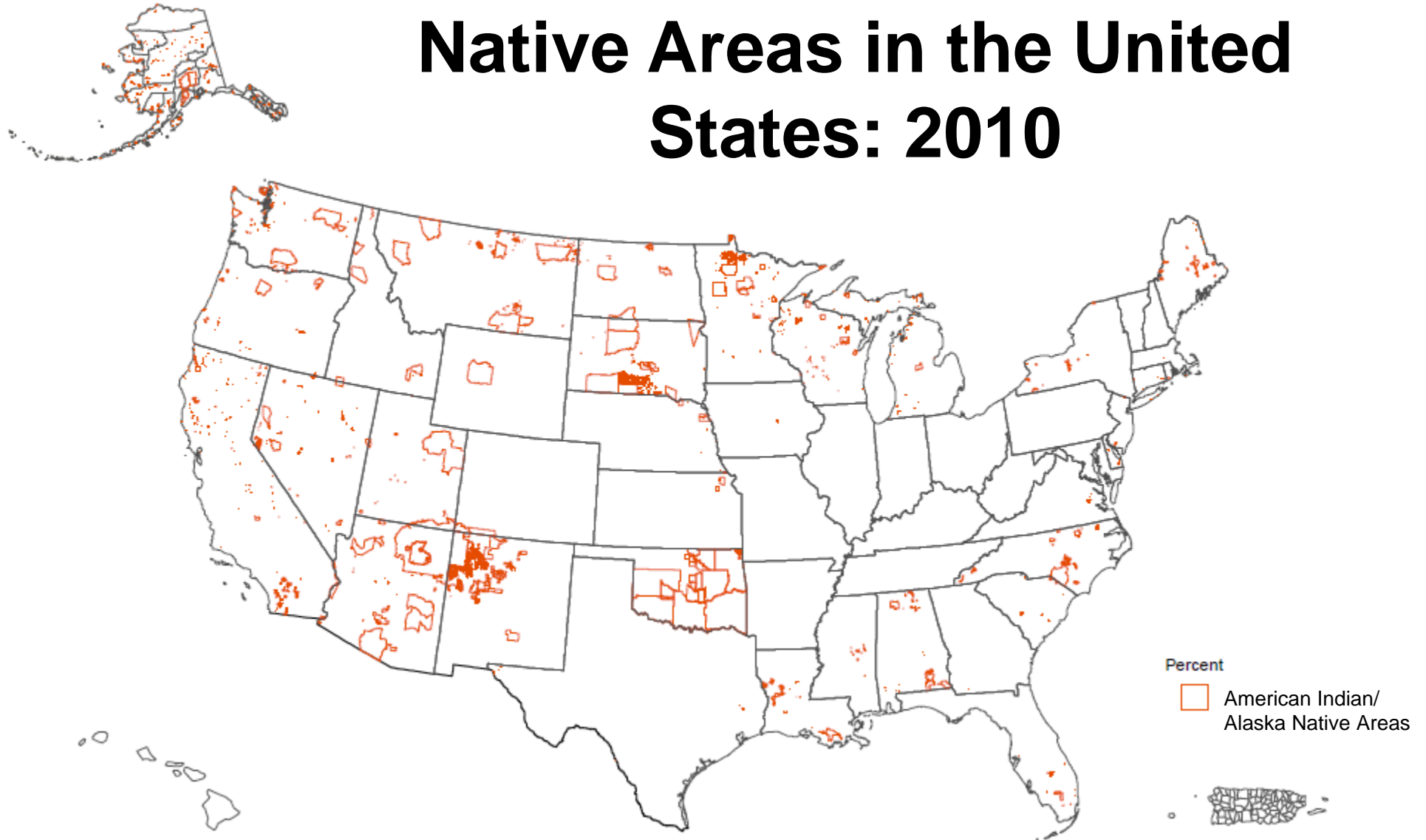


¹Includes federal American Indian reservations and/or off-reservation trust lands, Oklahoma tribal statistical areas, tribal designated statistical areas, state American Indian reservations, and state designated American Indian statistical areas.

Note: Percentages may not add to 100.0 due to rounding. AIAN refers to American Indian and Alaska Native.

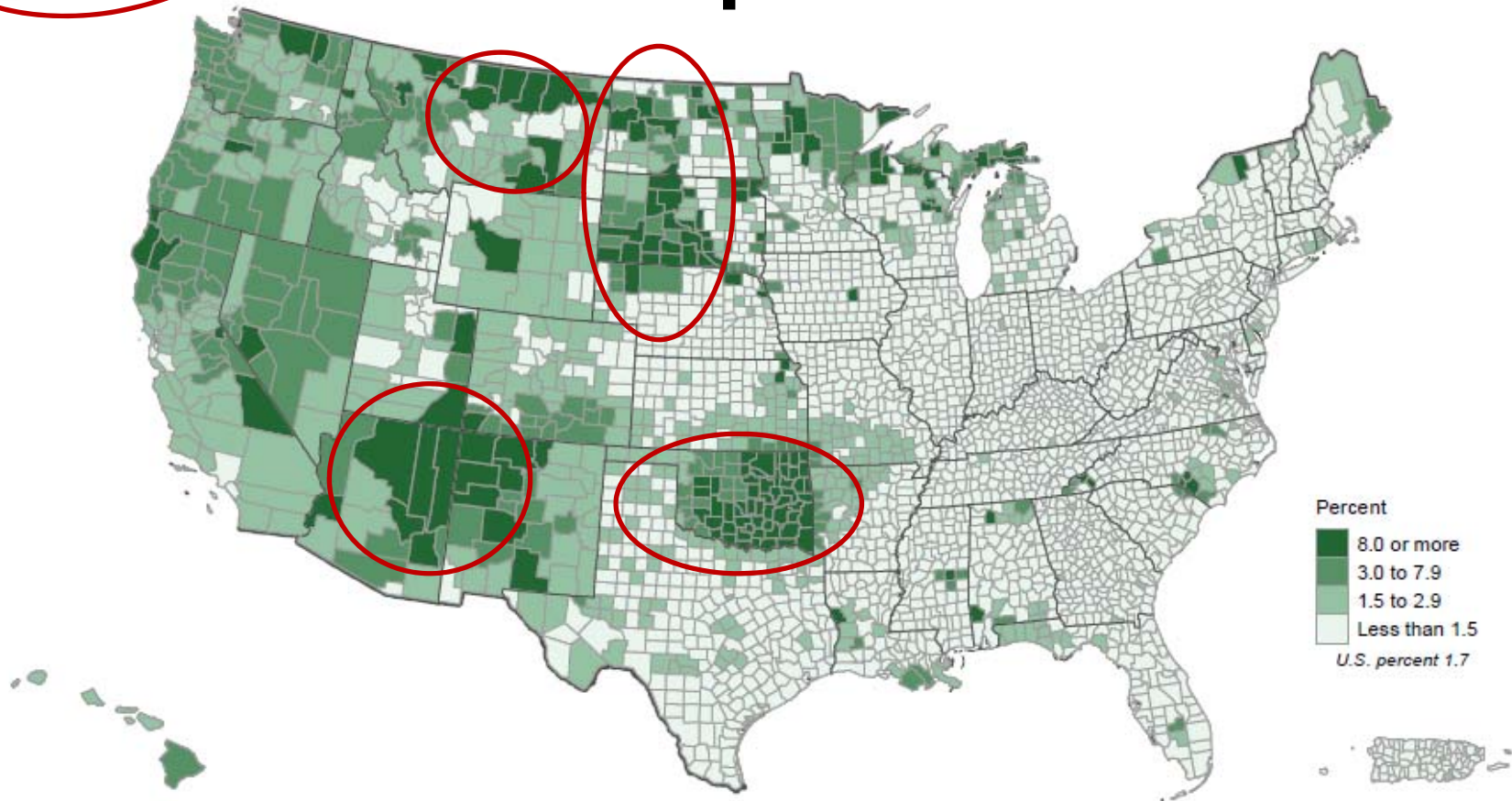
Source: 2010 Census

American Indian and Alaska Native Areas in the United States: 2010



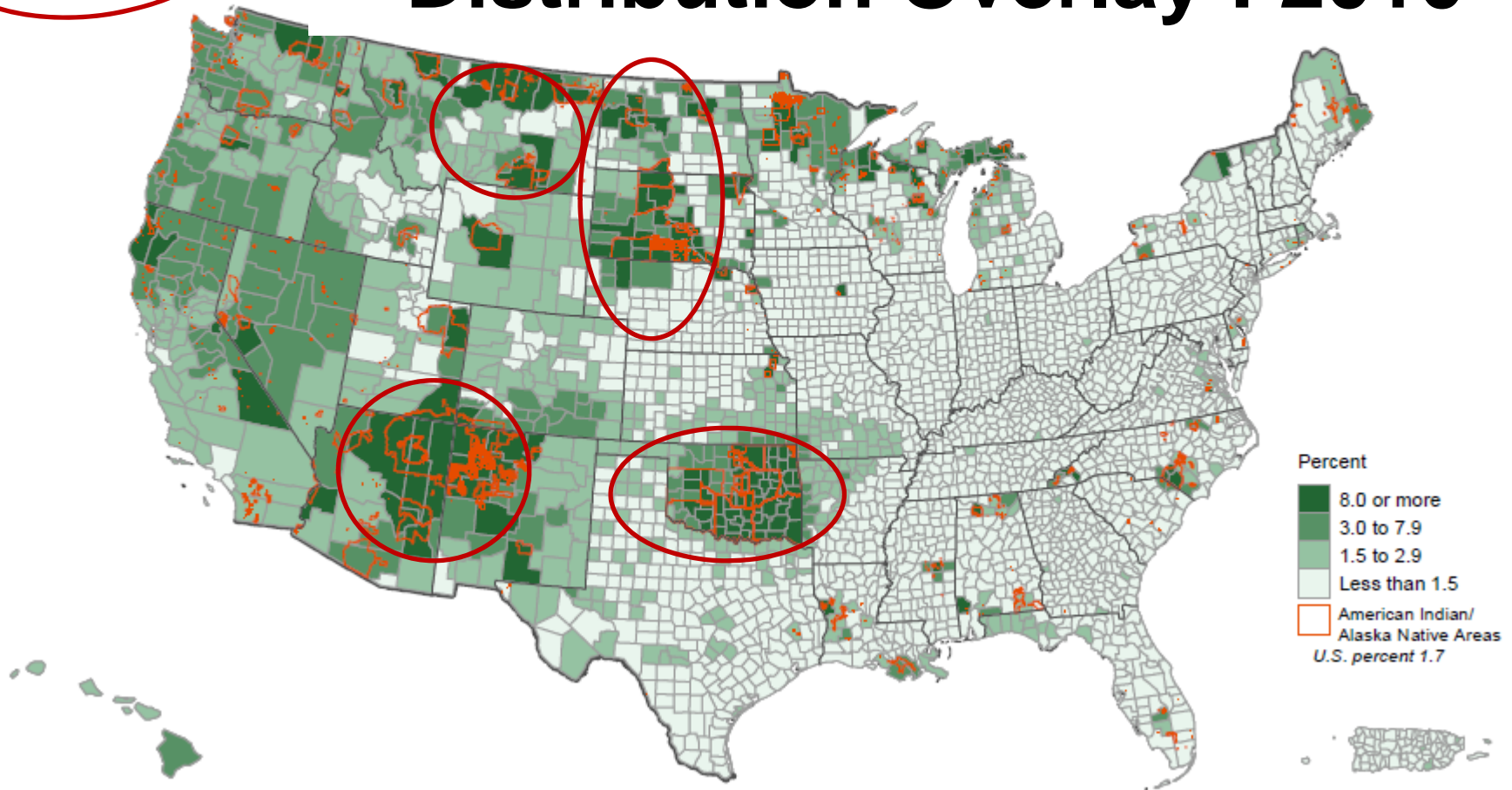
Source: 2010 Census

AIAN Alone or in Combination as a Percentage of County Population: 2010



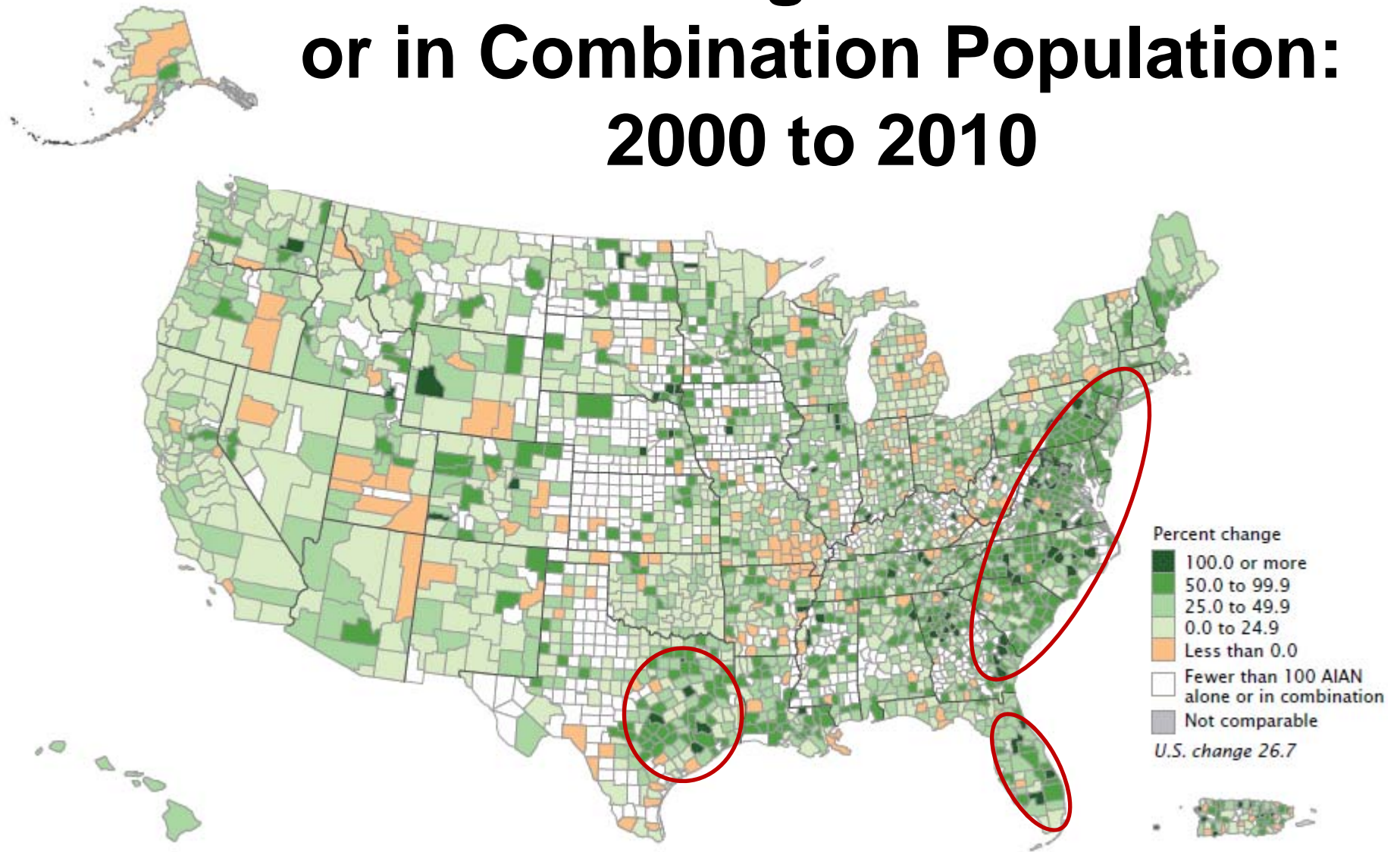
Note: AIAN refers to American Indian and Alaska Native.
Source: 2010 Census

American Indian and Alaska Native Areas and Population Distribution Overlay : 2010



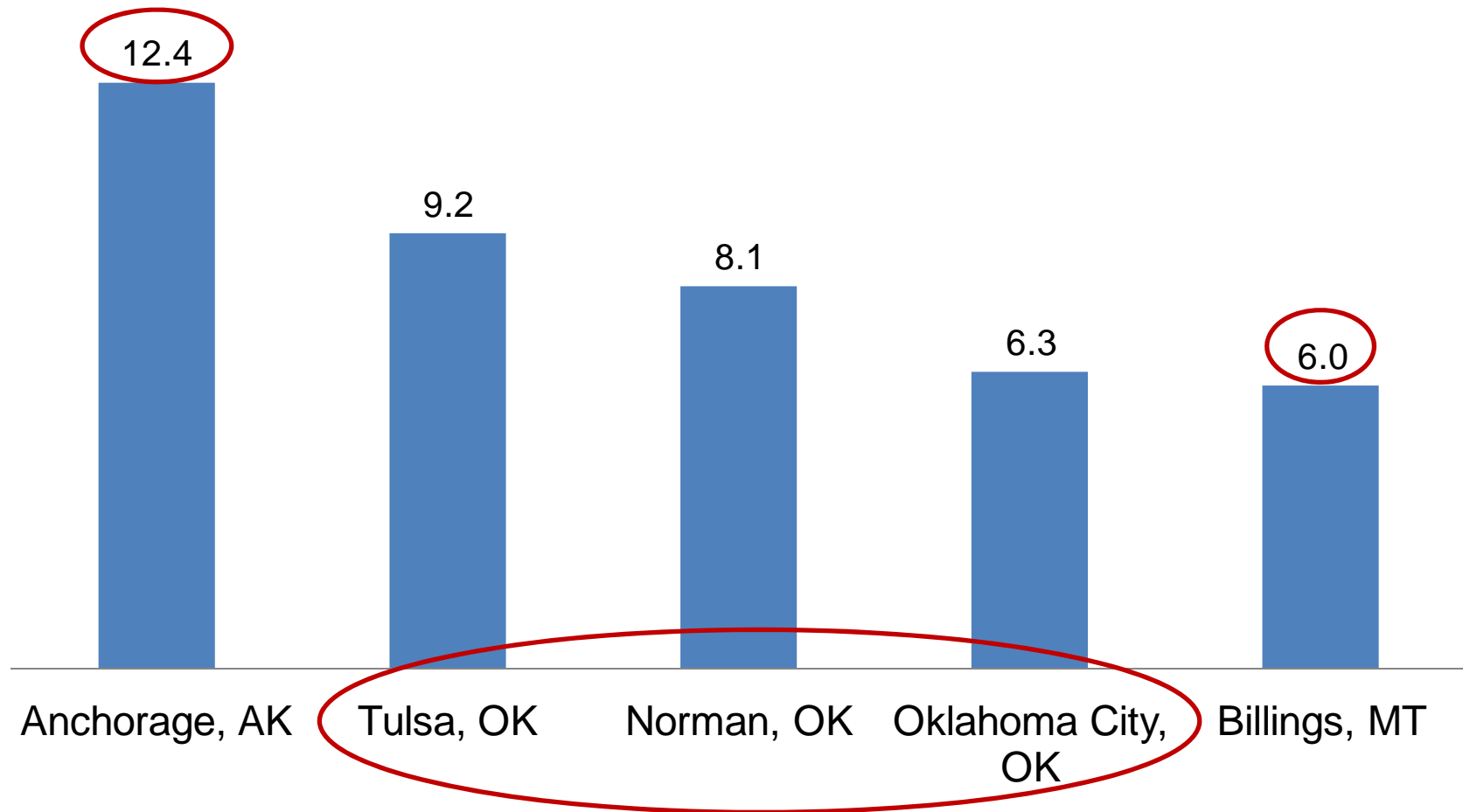
Note: AIAN refers to American Indian and Alaska Native.
Source: 2010 Census

Percent Change in AIAN Alone or in Combination Population: 2000 to 2010



Note: AIAN refers to American Indian and Alaska Native.
Sources: Census 2000 and 2010 Census

Top Five Places with Highest Proportion AIAN Alone or in Combination: 2010*

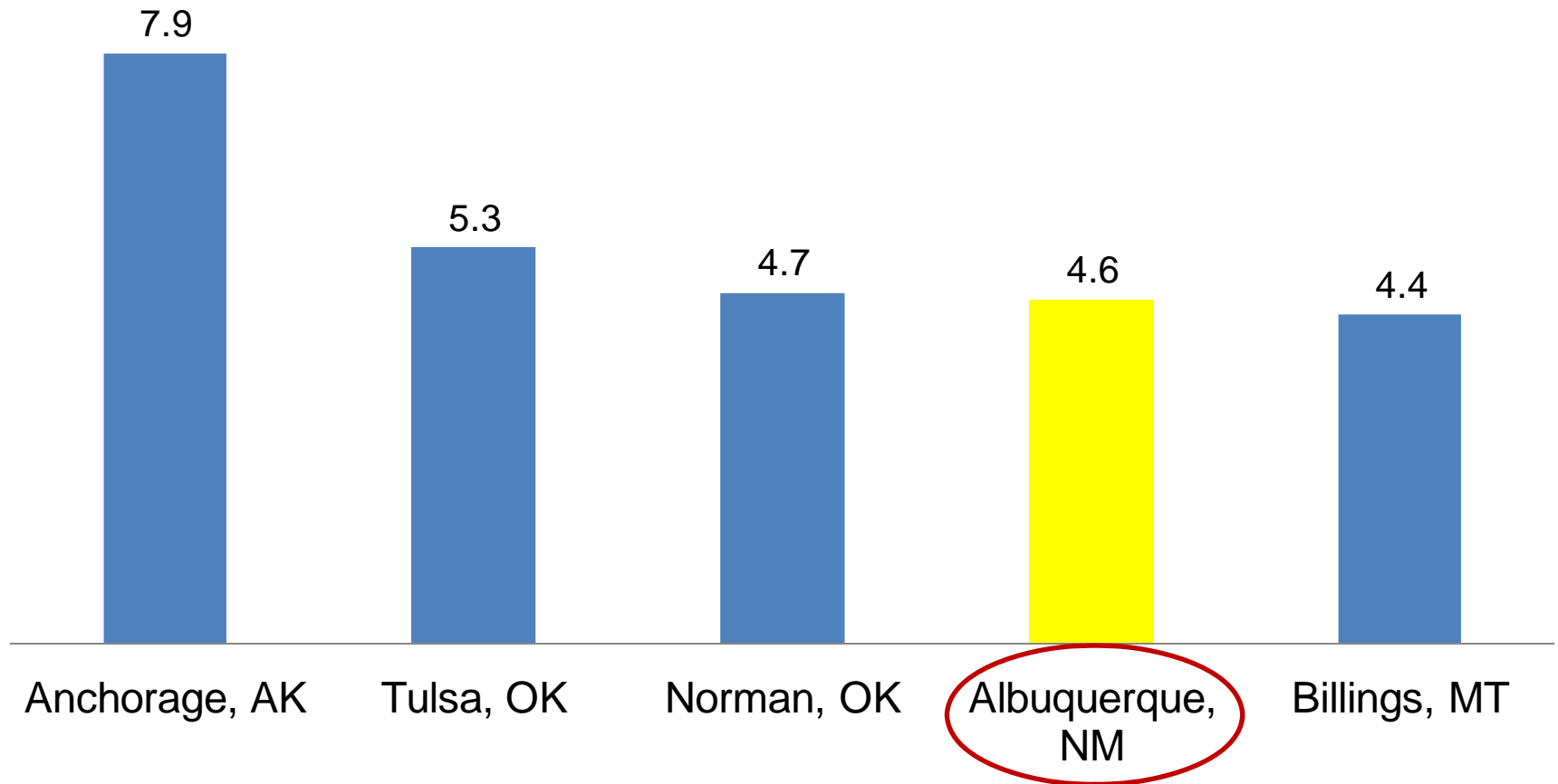


* Places of 100,000 or more total population.

Note: AIAN refers to American Indian and Alaska Native.

Source: 2010 Census

Top Five Places with Highest Proportion AIAN Alone : 2010*

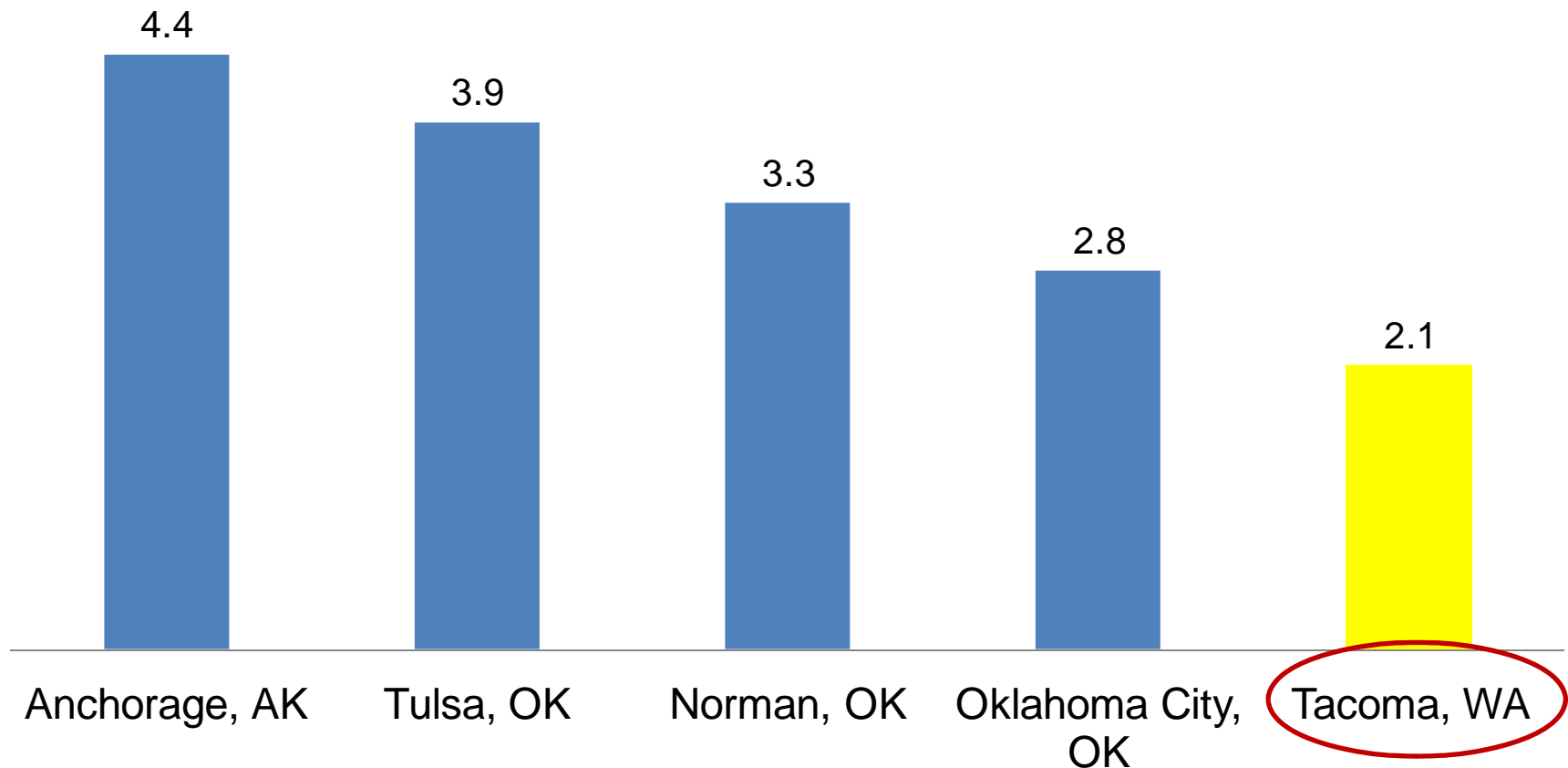


* Places of 100,000 or more total population.

Note: AIAN refers to American Indian and Alaska Native.

Source: 2010 Census

Top Five Places with Highest Proportion AIAN in Combination: 2010*

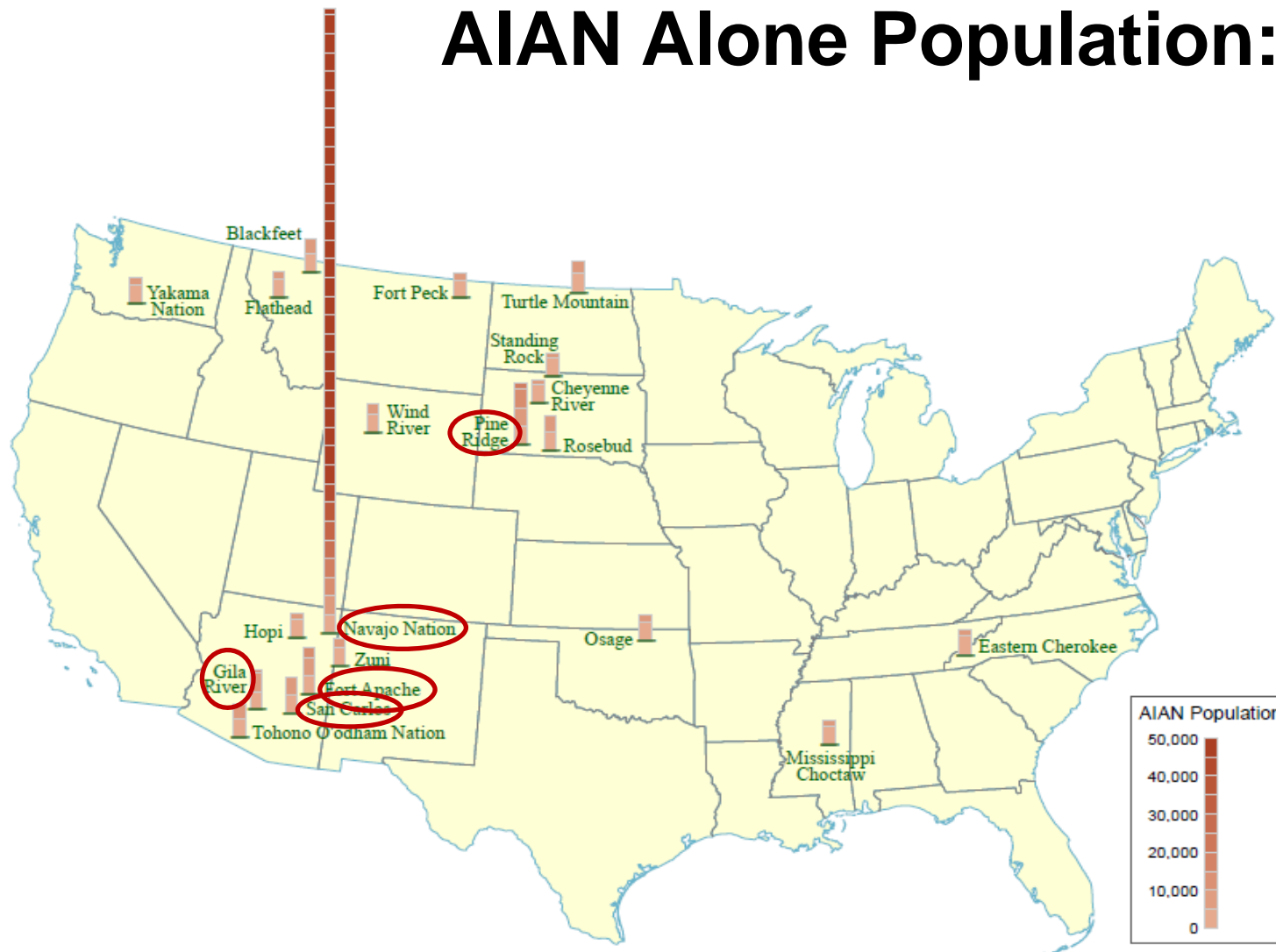


* Places of 100,000 or more total population.

Note: AIAN refers to American Indian and Alaska Native.

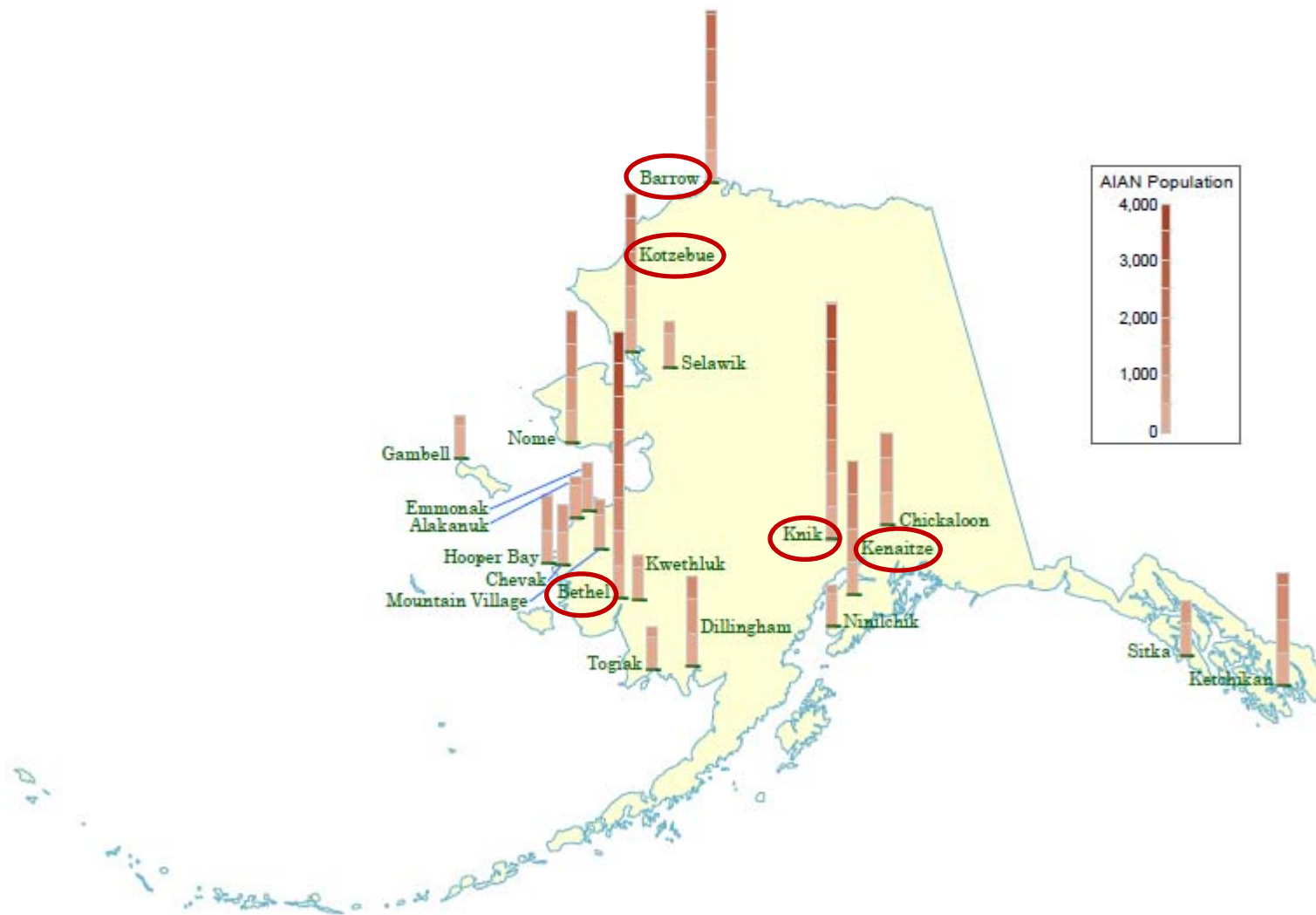
Source: 2010 Census

Top 20 Reservations With Largest AIAN Alone Population: 2010



Note: AIAN refers to American Indian and Alaska Native.
Source: 2010 Census

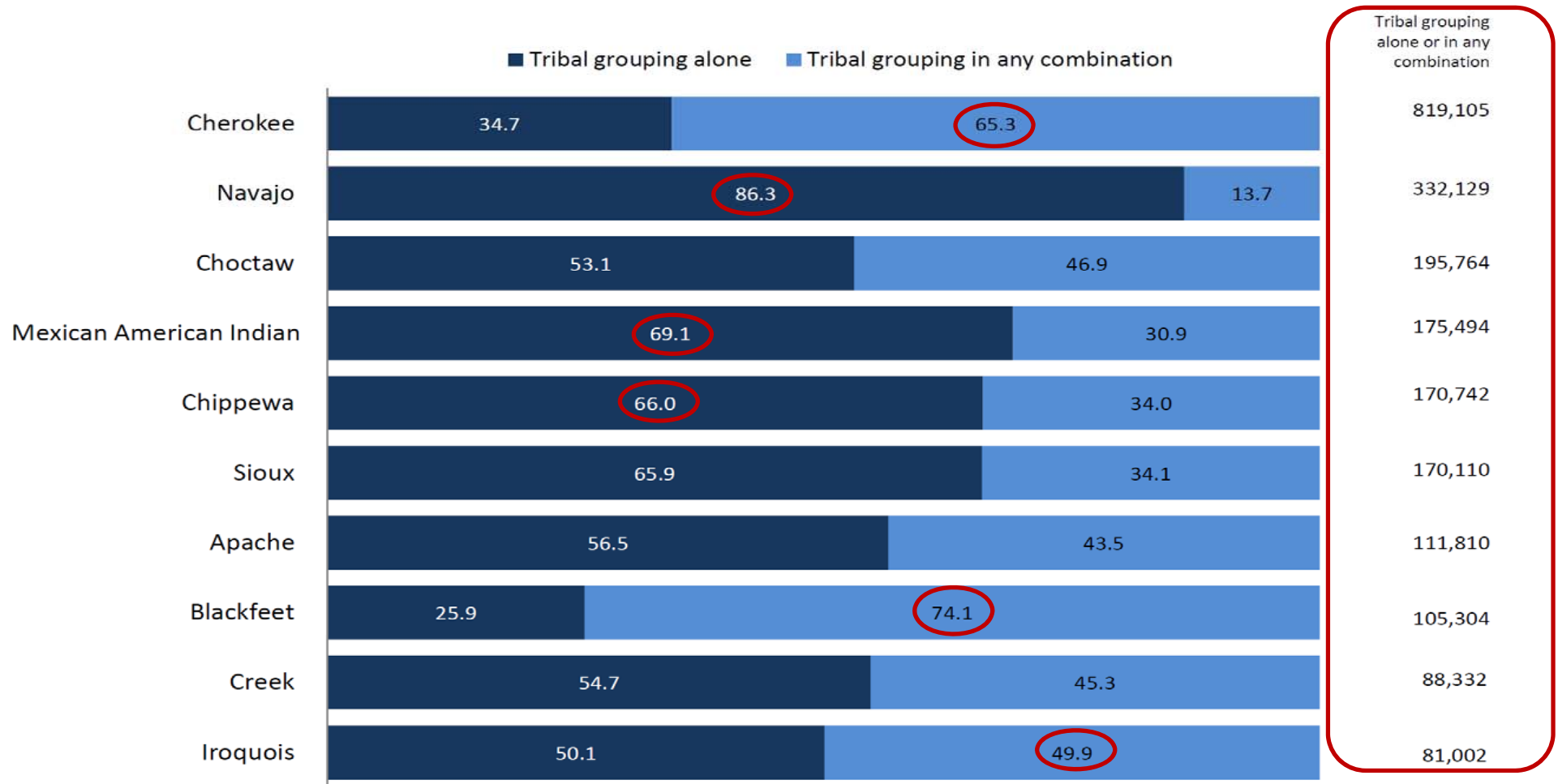
Top 20 Alaska Native Statistical Village Areas With Largest AIAN Alone Population: 2010



Note: AIAN refers to American Indian and Alaska Native.
Source: 2010 Census

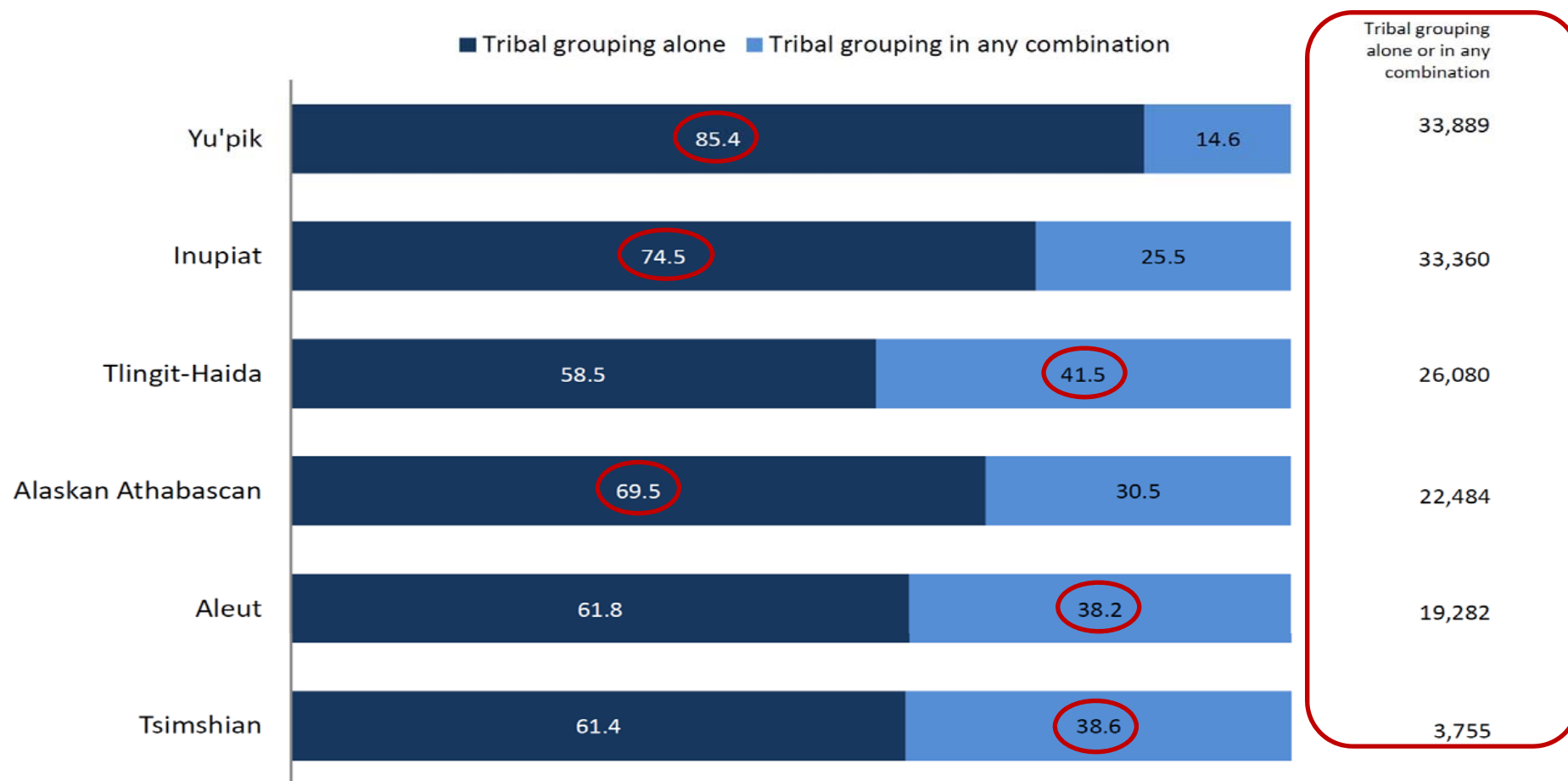
AMERICAN INDIAN AND ALASKA NATIVE TRIBAL GROUPING INFORMATION

Percentage Distribution of Largest American Indian Tribal Groupings by Response Type: 2010



Note: The "Tribal grouping alone" response type includes individuals who reported one or more tribes within a single tribal grouping. The "Tribal grouping in any combination" response type includes individuals who reported one or more other races and/or tribal groupings.

Percentage Distribution of Alaska Native Tribal Groupings by Response Type: 2010



Note: The "Tribal grouping alone" response type includes individuals who reported one or more tribes within a single tribal grouping. The "Tribal grouping in any combination" response type includes individuals who reported one or more other races and/or tribal groupings.

The American Indian and Alaska Native Population: 2010

<www.census.gov/prod/cen2010/briefs/c2010br-10.pdf>

The American Indian and Alaska Native Population: 2010

2010 Census Briefs

Issued January 2012

C2010BR-10

By Tina Norris, Paula L. Vines, and Elizabeth M. Hoeffel

INTRODUCTION

According to the 2010 Census, 5.2 million people in the United States identified as American Indian and Alaska Native, either alone or in combination with one or more other races. Out of this total, 2.9 million people identified as American Indian and Alaska Native alone. Almost half of the American Indian and Alaska Native population, or 2.3 million people, reported being American Indian and Alaska Native in combination with one or more other races. The American Indian and Alaska Native in combination population experienced rapid growth, increasing by 39 percent since 2000.

This report provides a portrait of the American Indian and Alaska Native population in the United States and discusses that population's distribution at the national level and at lower levels of geography.¹ It is part of a series that analyzes population and housing data collected from the 2010 Census.

The data for this report are based on the 2010 Census Redistricting Data (Public Law 94-171) Summary File, which was the first 2010 Census data product released with data on race and Hispanic origin, including information on the American Indian and Alaska Native population, and was provided to each state for use in drawing boundaries for legislative

districts.² Data for this report also come from the 2010 Census Summary File 1, which was the first 2010 Census data product to provide information on selected detailed American Indian and Alaska Native tribal groupings, such as Navajo, Cherokee, or Inupiat.^{3,4}

¹ Information on the 2010 Census Redistricting Data (Public Law 94-171) Summary File is available online at <<http://2010.census.gov/2010census/data/redistricting-data.php>>.

² Information on the 2010 Census Summary File 1 is available online at <<http://2010.census.gov/news/press-kits/summary-file-1.html>>.


³ American Indian tribal groupings refer to the combining of individual American Indian tribes, such as Fort Sill Apache, Mescalero Apache, and San Carlos Apache, into the general Apache tribal grouping. For Alaska Natives, tribal groupings refer to the combining of individual Alaska Native tribes, such as King Salmon Tribe, Native Village of Kaniatuk, and San'ag Tribe of Kodiak, into the general Aleut tribal grouping.

Figure 1.
Reproduction of the Question on Race From the 2010 Census

6. What is this person's race? Mark (X) one or more boxes.


<input type="checkbox"/> White	<input type="checkbox"/> Japanese	<input type="checkbox"/> Native Hawaiian
<input type="checkbox"/> Black, African Am., or Negro	<input type="checkbox"/> Korean	<input type="checkbox"/> Guamanian or Chamorro
<input type="checkbox"/> American Indian or Alaska Native — Print name of enrolled or principal tribe _____	<input type="checkbox"/> Vietnamese	<input type="checkbox"/> Samoan
<input type="checkbox"/> Asian Indian	<input type="checkbox"/> Filipino	<input type="checkbox"/> Other Pacific Islander — Print race, for example, Fijian, Tongan, and so on _____
<input type="checkbox"/> Chinese	<input type="checkbox"/> Other Asian — Print race, for example, Hmong, Laotian, Thai, Pakistani, Cambodian, and so on _____	
<input type="checkbox"/> Some other race — Print race _____		

Source: U.S. Census Bureau, 2010 Census questionnaire.



United States
Census
Bureau

U.S. Department of Commerce
Economics and Statistics Administration
U.S. CENSUS BUREAU



United States
Census
Bureau

For More Information

Public Information Office (PIO)

301.763.3030

pio@census.gov

2010 Census Briefs Press Kit

<http://2010.census.gov/news/press-kits/briefs/briefs.html>