

# PROFILE AMERICA FORUM ON THE ASIAN POPULATION

Washington, DC

May 2, 2012



*Asian American Center for Advancing Justice*

## A Community of Contrasts

Asian Americans in the United States: 2011

*Principal Researcher and Co-author*

ASIAN PACIFIC AMERICAN  
LEGAL CENTER



*Co-author*

ASIAN AMERICAN  
JUSTICE CENTER

MEMBERS OF  
ASIAN AMERICAN CENTER  
FOR ADVANCING JUSTICE





# KEY FINDINGS

PRESENTED BY:

**Daniel Kikuo Ichinose, M.A.**

*Demographic Research Project  
Asian Pacific American Legal Center*

ASIAN  
LAW CAUCUS

ASIAN AMERICAN  
INSTITUTE

ASIAN PACIFIC AMERICAN  
LEGAL CENTER

ASIAN AMERICAN  
JUSTICE CENTER

MEMBERS OF  
ASIAN AMERICAN CENTER  
FOR ADVANCING JUSTICE



## OVERVIEW – THE REPORT

- Promotes a better understanding of Asian American communities
- Data on over 20 Asian American ethnic groups, compiled for easy access



# OVERVIEW – THE DATA

- U.S. Census Bureau
  - 2010 Census
  - American Community Survey
  - Survey of Business Owners
  - Current Population Survey
- Centers for Disease Control and Prevention
- U.S. Department of Education
- U.S. Department of Homeland Security
- U.S. Department of State



## KEY FINDINGS

- Growth
- Social and economic diversity
- Civic engagement
- Key issues



# **SOCIAL AND ECONOMIC DIVERSITY**

- Asian American entrepreneurs are contributing to the U.S. economy



# SOCIAL AND ECONOMIC DIVERSITY

## Race and Hispanic Origin of Business Owners

United States 2007

Race and Hispanic Origin	All firms (Number)	Revenues (\$1,000)	Employees (Number)	Annual Payroll (\$1,000)
White	22,595,146	\$10,240,990,714	52,518,201	\$1,824,109,379
Asian American	1,549,559	\$506,047,751	2,807,771	\$79,230,459
Hispanic	2,260,269	\$350,661,243	1,908,161	\$54,295,508
African American	1,921,864	\$135,739,834	909,552	\$23,334,792
AIAN	236,691	\$34,353,842	185,037	\$5,930,247
NHPI	37,678	\$6,319,357	37,081	\$1,217,799
Total Population	27,092,908	\$30,031,519,910	117,310,118	\$4,822,816,636

Source: U.S. Census Bureau, 2007 Survey of Business Owners.

Note: Race and ethnic categories do not sum to the total population figures because "Hispanic" is treated as an ethnic category that overlaps with the racial categories.

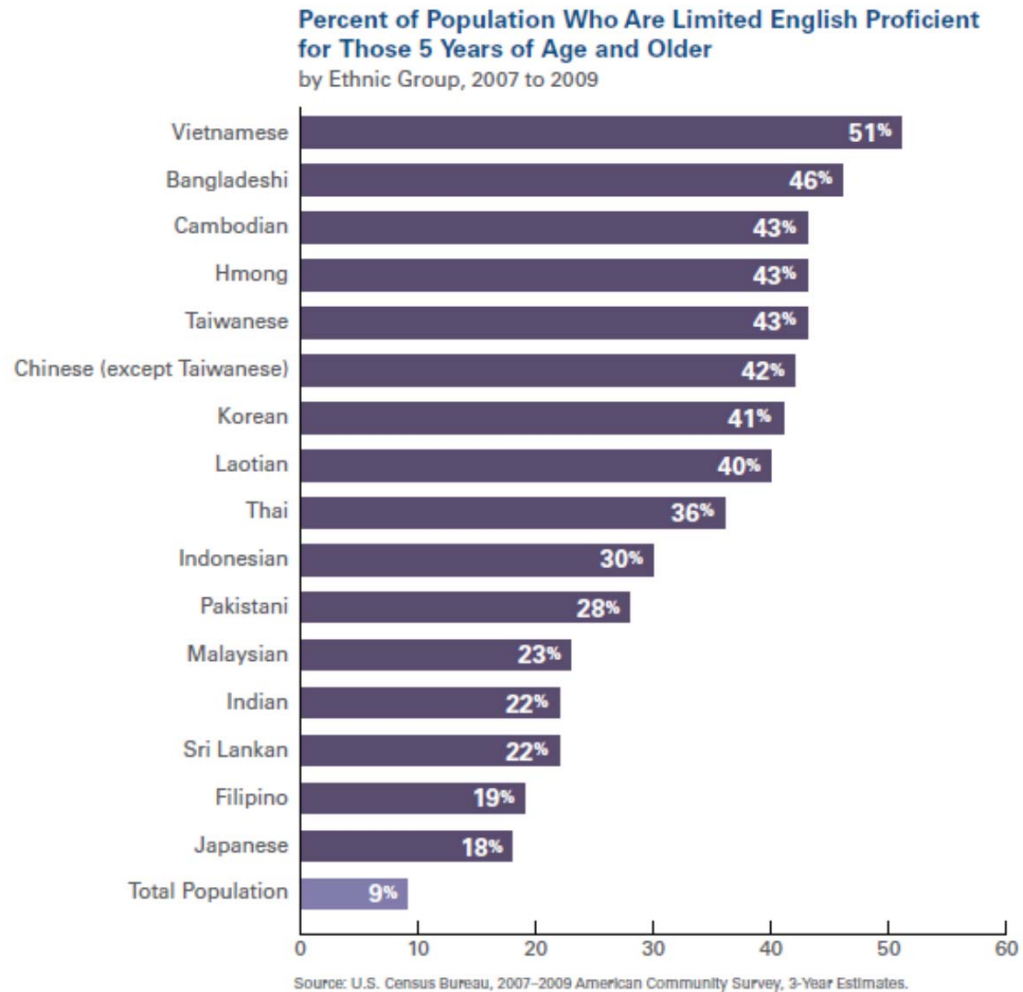


# **SOCIAL AND ECONOMIC DIVERSITY**

- Asian American entrepreneurs are contributing to the U.S. economy
- One in three Asian Americans is limited English proficient



# SOCIAL AND ECONOMIC DIVERSITY



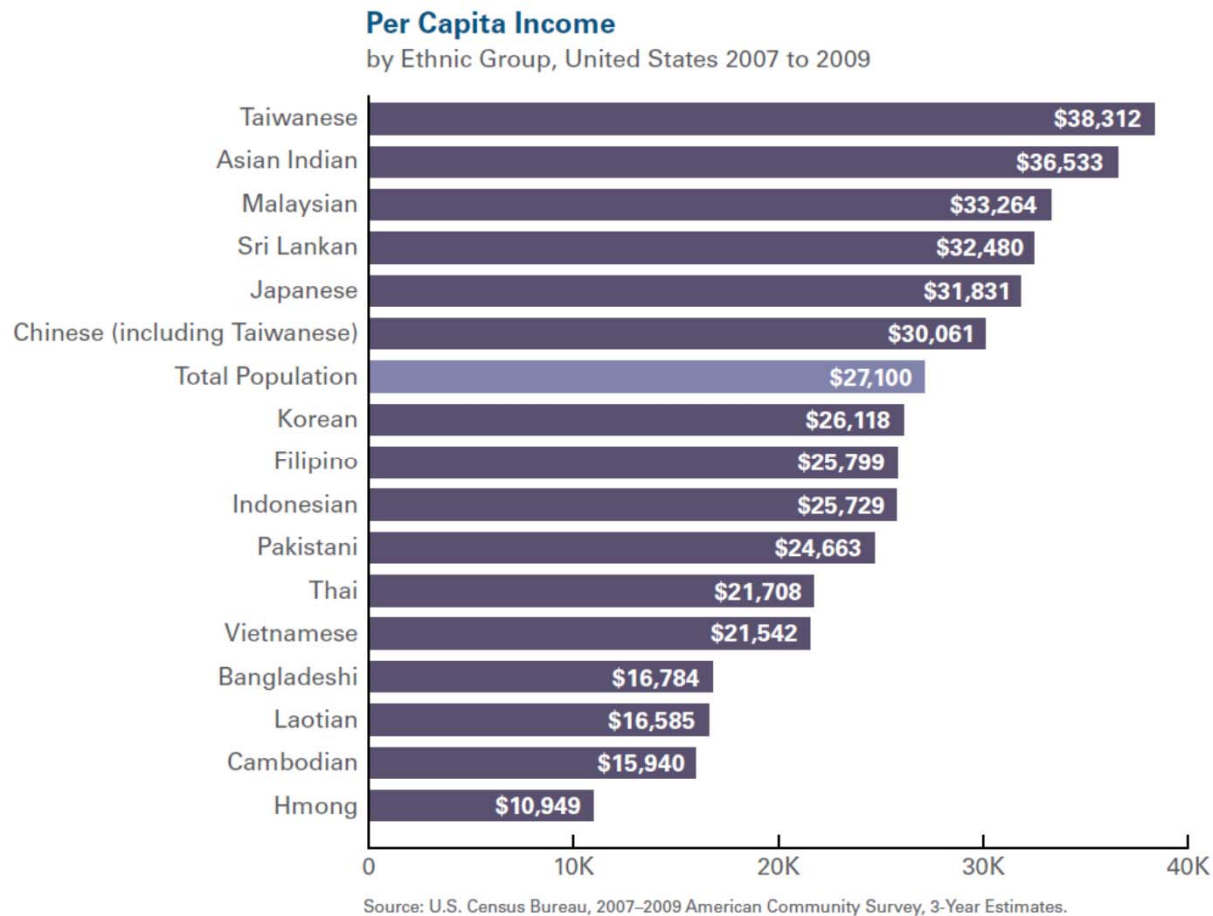


# **SOCIAL AND ECONOMIC DIVERSITY**

- Asian American entrepreneurs are contributing to the U.S. economy
- One in three Asian Americans are limited English proficient
- Some Asian American ethnic groups are among our country's poorest



# SOCIAL AND ECONOMIC DIVERSITY



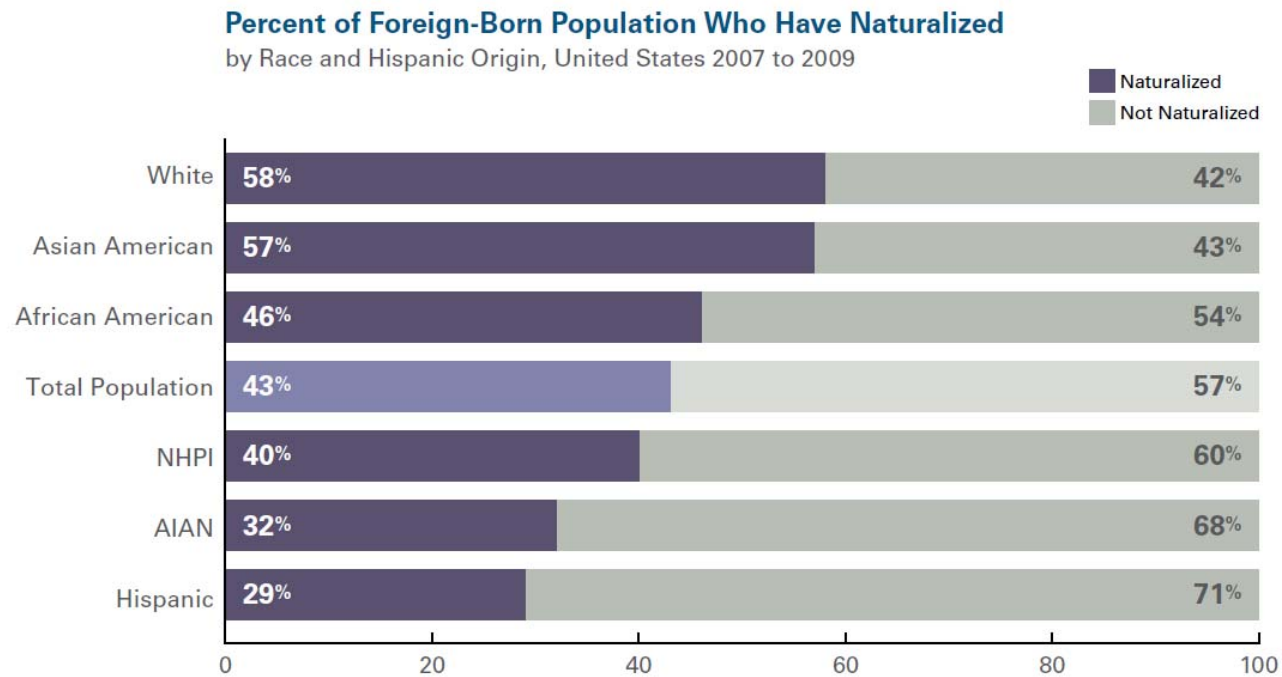


## CIVIC ENGAGEMENT

- Among immigrants, Asian Americans have among the highest rates of citizenship



# CIVIC ENGAGEMENT



Source: U.S. Census Bureau, 2007–2009 American Community Survey, 3-Year Estimates.  
Note: The foreign-born population includes both those eligible and ineligible to naturalize.



## CIVIC ENGAGEMENT

- Among immigrants, Asian Americans have among the highest rates of citizenship
- Record numbers of Asian Americans voted in the 2008 General Election



## CIVIC ENGAGEMENT

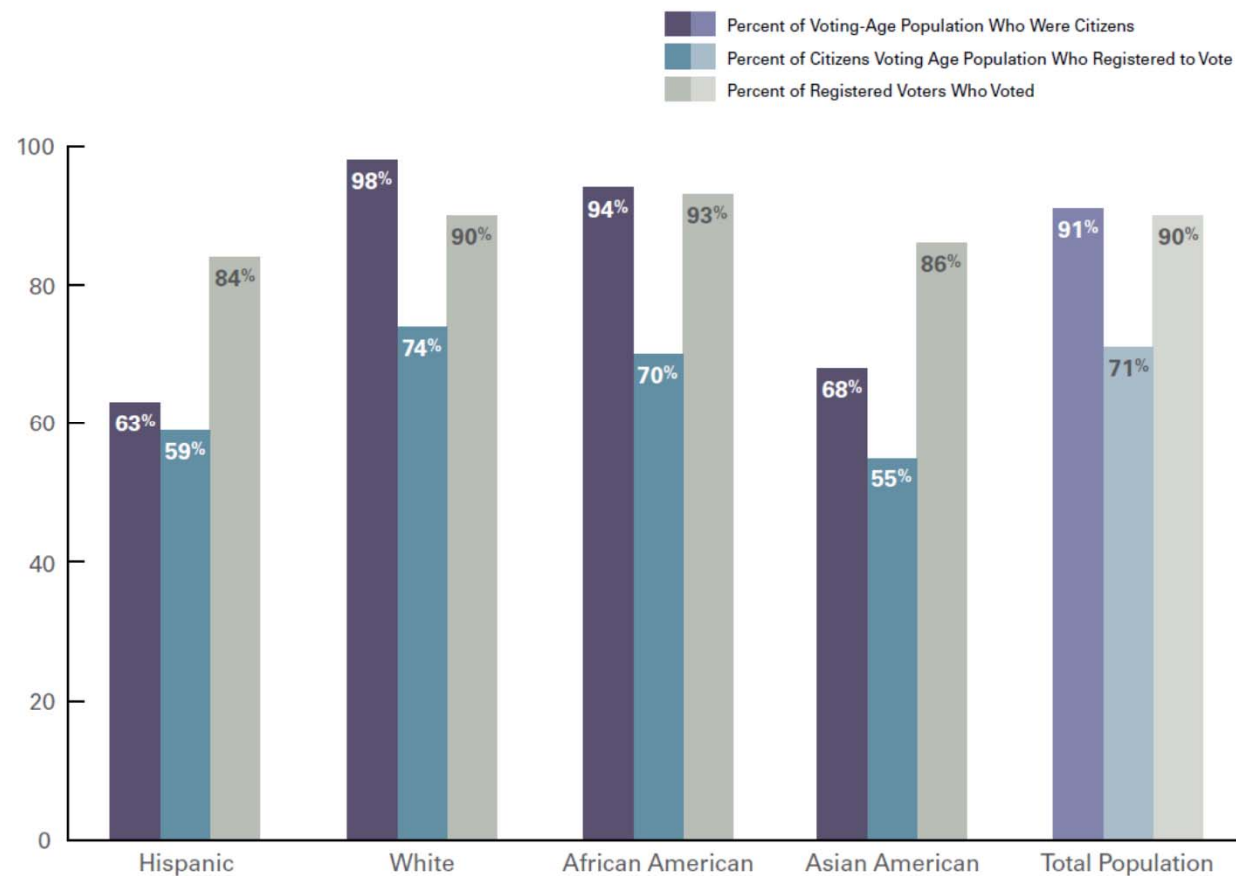
- Among immigrants, Asian Americans have among the highest rates of citizenship
- Record numbers of Asian Americans voted in the 2008 General Election
- Yet gaps in citizenship, voter registration, and turnout mean Asian Americans have not reached their full political potential



# CIVIC ENGAGEMENT

## Citizenship, Voter Registration, and Voting

by Race and Hispanic Origin, United States—November 2008



Source: U.S. Census Bureau, November 2008 Current Population Survey.  
"Reported Voting and Registration of the Voting-Age Population, by Sex, Race, and Hispanic Origin, for States: November 2008."



# KEY ISSUES

- Economy

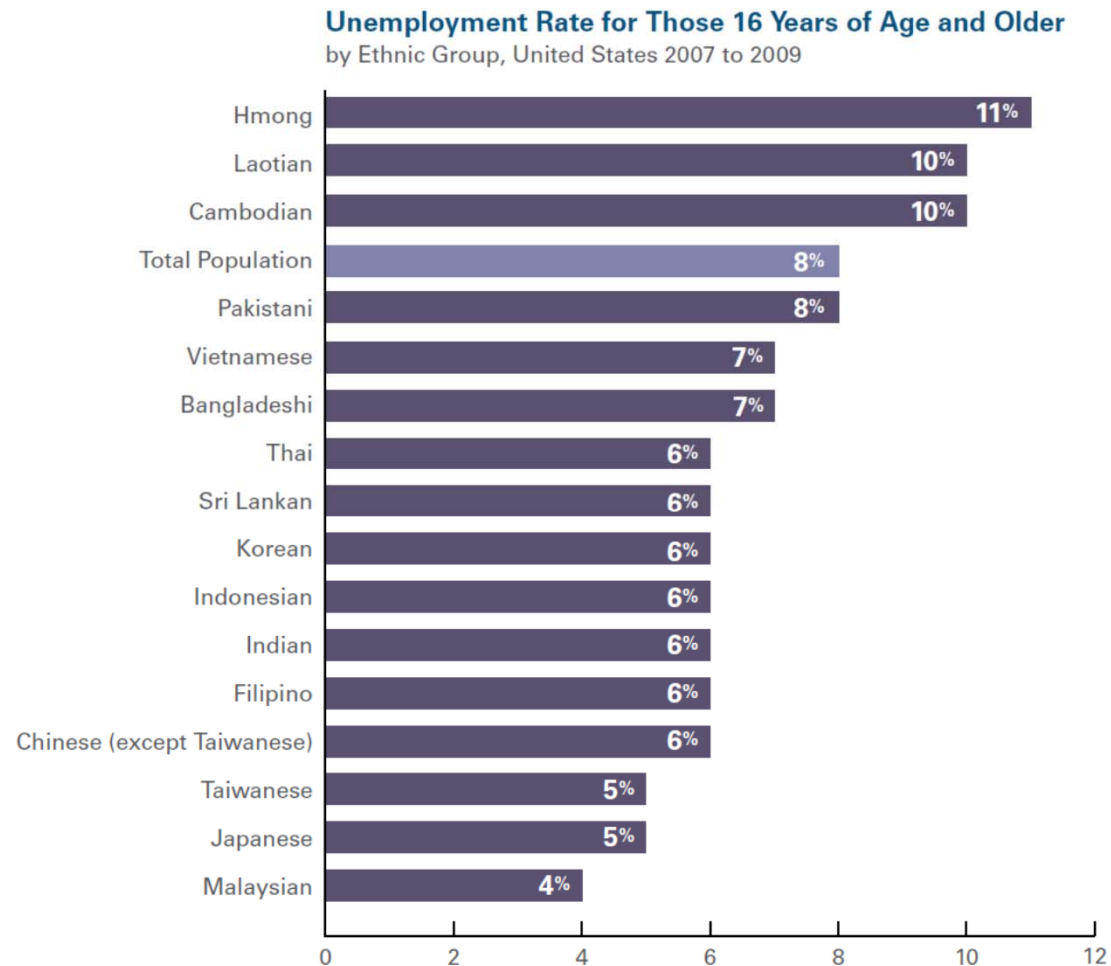


## KEY ISSUES – THE ECONOMY

- Hmong, Laotian, and Cambodian Americans have unemployment rates higher than the national average



# KEY ISSUES – THE ECONOMY



Source: U.S. Census Bureau, 2007–2009 American Community Survey, 3-Year Estimates.  
Note: Chart contains data for civilian labor force only.



## KEY ISSUES – THE ECONOMY

- Hmong, Laotian, and Cambodian Americans have unemployment rates higher than the national average
- Once unemployed, Asian Americans are more likely to be without work for longer periods of time



## KEY ISSUES

- Economy
- Immigration

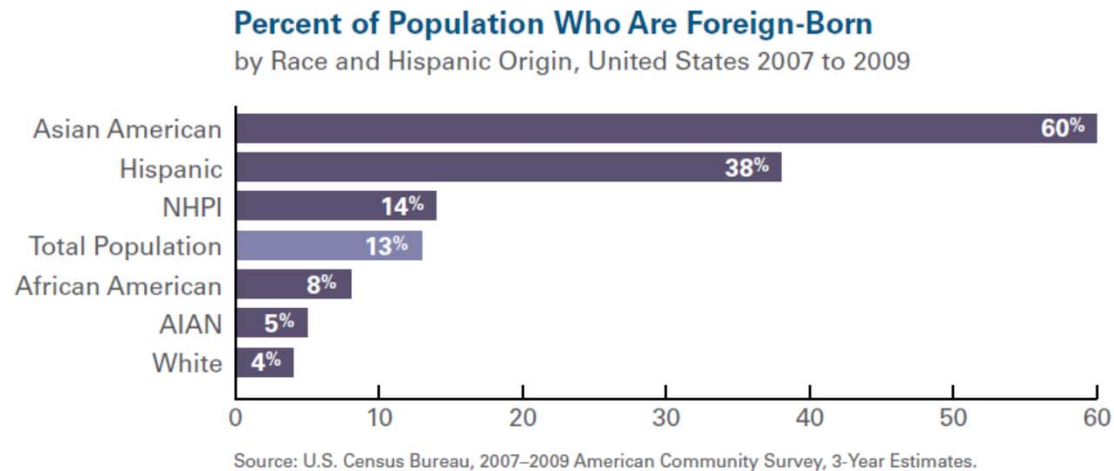


## KEY ISSUES – IMMIGRATION

- Approximately 60% of Asian Americans are foreign-born



# KEY ISSUES – IMMIGRATION



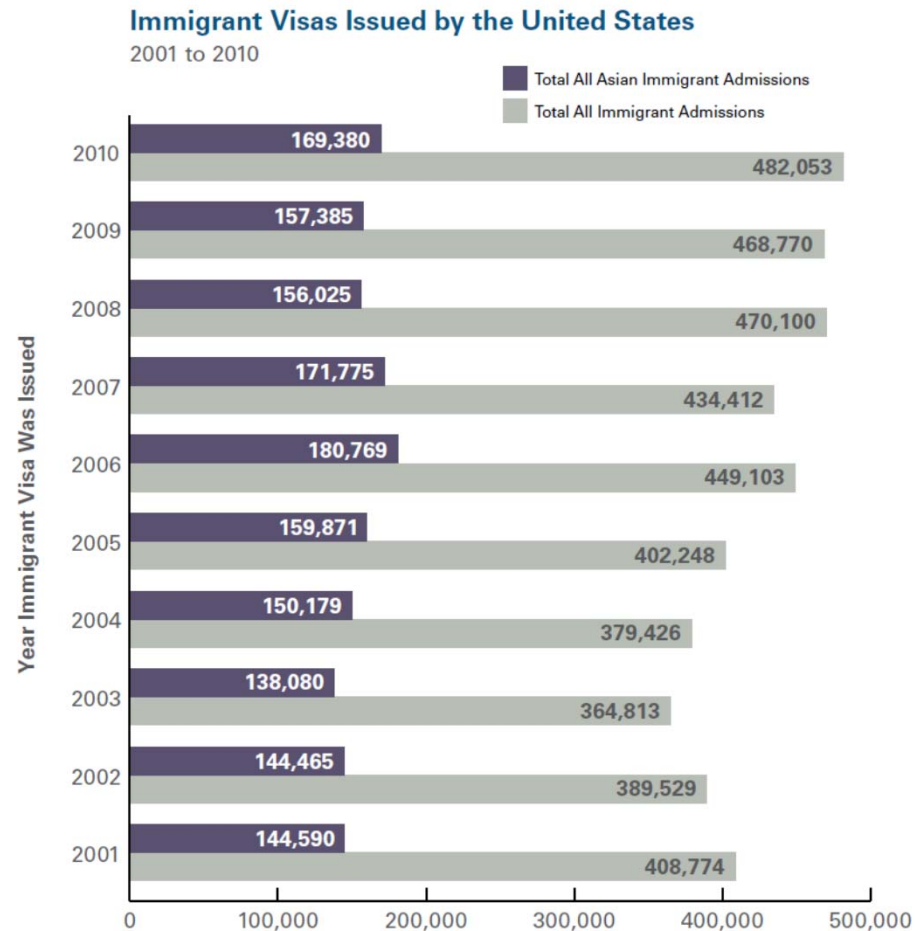


## KEY ISSUES – IMMIGRATION

- Approximately 60% of Asian Americans are foreign-born
- Immigrants from Asia continue to enter the United States in large numbers



# KEY ISSUES – IMMIGRATION



Source: U.S. Department of State, "The Report of the Visa Office 2010."

\* FY2010 data are preliminary and are subject to change. Any changes would not be statistically significant. Chart includes all visas issued to both permanent and nonpermanent immigrants, and also includes replaced visas.



## KEY ISSUES – IMMIGRATION

- Approximately 60% of Asian Americans are foreign-born
- Immigrants from Asia continue to enter the United States in large numbers
- Immigrants from Asian wait as long as 23 years to enter the United States



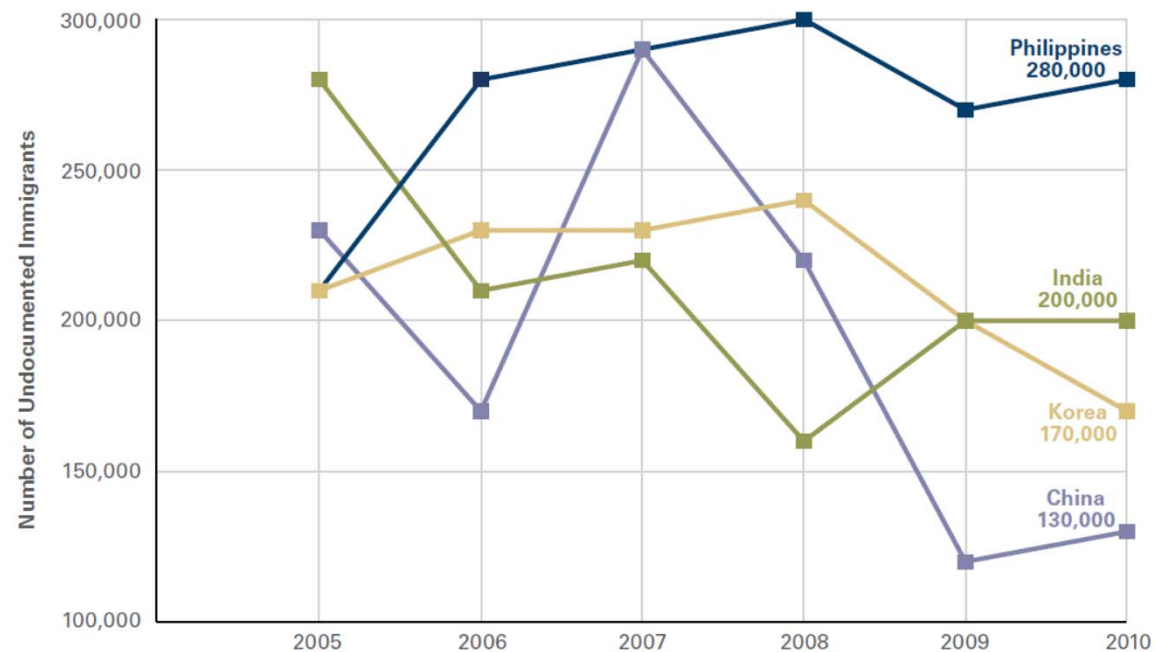
## KEY ISSUES – IMMIGRATION

- Approximately 60% of Asian Americans are foreign-born
- Immigrants from Asia continue to enter the United States in large numbers
- Immigrants from Asian wait as long as 23 years to enter the United States
- Approximately 1 million Asian Americans are undocumented



# KEY ISSUES – IMMIGRATION

**Undocumented Asian American Immigrant Population in the United States**  
by Country of Birth, 2005 to 2010



Source: U.S. Department of Homeland Security, "Estimates of Unauthorized Immigrant Population residing in the United States: January 2010."

Note: Estimates of the unauthorized resident population are the remainder after estimates of the legally resident foreign-born population are subtracted from estimates of the total foreign-born population.

# ONLINE

[www.advancingjustice.org](http://www.advancingjustice.org)



*Asian American Center for Advancing Justice*

## A Community of Contrasts

Asian Americans in the United States: 2011

*Principal Researcher and Co-author*  
ASIAN PACIFIC AMERICAN  
LEGAL CENTER



MEMBERS OF  
ASIAN AMERICAN CENTER  
FOR ADVANCING JUSTICE

*Co-author*  
ASIAN AMERICAN  
JUSTICE CENTER

