

2011 American Community Survey (ACS) 1-Year Estimates

Pre-Embargo Release Webinar

September 17, 2012

Access the Audio

Toll free number: 800-857-4620

Participant passcode: CENSUS



U.S. Department of Commerce
Economics and Statistics Administration
U.S. CENSUS BUREAU

Speakers

Host	Stacy Vidal Public Information Office
------	--

Presenter	Scott Boggess Chief, American Community Survey Coordination Staff Social, Economic and Housing Statistics Division
-----------	--

Webinar Outline

- Release Schedule
- ACS Basics
- What's New?
 - Data Product Changes
 - Methodological Improvements
- Topic Briefs
- Comparison Guidance
- Navigating the ACS Webpage

2011 ACS Release Schedule

2011 1-Year Estimates (Geographic Areas of 65,000+)

- Tuesday, September 18: Embargo Release
- Thursday, September 20: Public Release

2009-2011 3-Year Estimates (Geographic Areas of 20,000+)

- Tuesday, October 23: Embargo Release
- Thursday, October 25: Public Release

2007-2011 5-Year Estimates (All Geographic Areas)

- Tuesday, December 4: Embargo Release
- Thursday, December 6: Public Release

2011 ACS PUMS Release Schedule?

- Public Use Microdata Sample (PUMS) File contains individual housing unit and person records with limited geography to ensure confidentiality
- 2011 1-Year PUMS File: October
- 2009-2011 3-Year PUMS File: December
- 2007-2011 5-Year PUMS File: January

Basics: The Survey

- Fully implemented in 2005
- Ongoing survey that samples over 3.5 million addresses per year
- Collects data on a wide range of demographic, social, economic, and housing characteristics
- Publishes annual estimates for small geographic areas and population groups

Basics: 1-Year Geography

- All geographic areas of 65,000+ total population including
 - Nation
 - All States, DC, and Puerto Rico
 - All Metropolitan Areas
 - All Congressional Districts (112th Congress)
 - All Counties and Places of 65,000+
- Approximately 7,000 geographic areas

Basics: 1-Year Data Products

- Profiles (Social, Economic, Housing, Demographic)
- Comparison Profiles (2007 to 2011)
- Selected Population Profiles (Race, Hispanic Origin, Ancestry, Place of Birth)
- Ranking Tables and Geographic Comparison Tables (88)
- Subject Tables (70)
- Detailed Tables (1,476)

http://factfinder2.census.gov

U.S. Census Bureau

AMERICAN
FactFinder

Feedback FAQs Glossary Help

MAINSEARCHWHAT WE PROVIDEUSING FACTFINDEREnglishEspañol

Your Selections

Search using the options below:

Topics
(age, income, year, dataset, ...)

Geographies
(states, counties, places, ...)

Race and Ethnic Groups
(race, ancestry, tribe)

Industry Codes
(NAICS industry, ...)

Quick Facts

Quick, easy access to facts about people, business, and geography.

Select the U.S. or a state to begin:

United States

GO

Your source for population, housing, economic, and geographic information

American FactFinder works with Mozilla Firefox 3.6 and Microsoft Internet Explorer 7. Other browsers may not perform as expected.

Quick Start

Enter search term(s) and click 'GO'

topic or table namestate, county or place (optional)

for

GO

topicsrace/ancestryindustries

Or use the options on the left to begin your search

News and Notes

GET EMAIL UPDATES

Aug 30, 2012

Advance Report for Selected Characteristics of the U.S. Island Areas - The U.S. Census Bureau today released the Advance Report for Selected Characteristics for

Address Search

Find Census data by entering a street address.

View the American FactFinder Data Release Schedule

Download large volume data from the Census Bureau's FTP Site

Reference Maps

Reference Maps show selected geographic boundaries for an area along with orienting features, such as roads.

United States

GO

Selecting 2011 ACS 1-Year Estimates

The screenshot shows the U.S. Census Bureau Factfinder search page. The 'Your Selections' box is empty. The 'Search Results' section shows a 'Selected:' box with icons for View, Download, Compare, and Clear. Below this is a 'Narrow your search:' box with a 'GO' button. The 'Search using the options below:' section includes 'Topics', 'Geographies', 'Race and Ethnic Groups', and 'Industry Codes'. The 'Topics' dropdown is open, showing a list of topics to add to 'Your Selections'. The 'Dataset' category is expanded, showing a list of datasets. The '2011 ACS 1-year estimates (2,845)' dataset is highlighted with a red box. Red arrows point from the annotations on the right to the 'Topics' dropdown, the 'Dataset' category, and the highlighted dataset.

U.S. Census Bureau

MAIN SEARCH WHAT WE PROVIDE USING FACTFINDER

Search - Use the options on the left (topics, geographies, ...) to narrow your search

Your Selections

'Your Selections' is empty

Search Results:

Selected: View Download Compare Clear

Narrow your search: GO

Search using the options below:

Topics
(age, income, year, dataset, ...)

Geographies
(states, counties, places, ...)

Race and Ethnic Groups
(race, ancestry, tribe)

Industry Codes
(NAICS industry, ...)

Select Topics to add to 'Your Selections'

People
Housing
Business and Industry
Year
Product Type
Program
Dataset

2011 ACS 1-year estimates (2,845)
2010 ACS 5-year Selected Population Tables (680)
2010 ACS 5-year American Indian and Alaska Native Tables (275)
2010 ACS 5-year estimates (2,305)
2010 ACS 3-year estimates (2,967)
2010 ACS 1-year estimates (3,085)

1. Expand Topics

2. Expand Dataset

3. Select 2011 ACS 1-year estimates

Selecting Product Type

The screenshot shows the U.S. Census Bureau FactFinder interface. The top navigation bar includes 'MAIN', 'SEARCH', 'WHAT WE PROVIDE', and 'USING FACTFINDER'. The 'SEARCH' button is highlighted. Below the navigation bar, a search instruction reads: 'Search - Use the options on the left (topics, geographies, ...) to narrow your search'. On the left side, there are sections for 'Your Selections' (showing 'Dataset: 2011 ACS 1-year estimates') and 'Search using the options below:' with expandable categories: 'Topics (age, income, year, dataset, ...)', 'Geographies (states, counties, places, ...)', 'Race and Ethnic Groups (race, ancestry, tribe)', and 'Industry Codes (NAICS industry, ...)'. A 'Select Topics' dialog box is open, displaying 'Search Results: 1,25 of 2,845 tables and other products'. The dialog has a title 'Select Topics to add to "Your Selections"' and a list of categories: 'People', 'Housing', 'Year', 'Product Type', 'Document Type', and 'Dataset'. Under 'Product Type', several options are listed, including 'Geography Comparison Table (1,193)', which is highlighted with a red box. Three red arrows point to specific elements: the first points to the 'Topics' category in the left sidebar, the second points to the 'Product Type' category in the dialog, and the third points to the 'Geography Comparison Table (1,193)' option.

1. Expand Topics

2. Expand Product Type

3. Select Product

Results - Click [Back to Search](#) to select other tables or geographies

[← BACK TO SEARCH](#)
[←](#) Result 1 of 1 [▶](#)
[VIEW ALL AS PDF](#)

CP03

SELECTED ECONOMIC CHARACTERISTICS ⓘ
2010 American Community Survey 1-Year Estimates

Subject	Frederick County, Maryland								
	2010 Estimate	2009 Estimate	2010 - 2009 Statistical Significance	2008 Estimate	2010 - 2008 Statistical Significance	2007 Estimate	2010 - 2007 Statistical Significance	2006 Estimate	2010 - 2006 Statistical Significance
COMMUTING TO WORK									
Workers 16 years and over	120,373	120,120		122,129		117,769		117,850	
Car, truck, or van -- drove alone	74.6%	78.6%	*	78.6%	*	80.1%	*	79.7%	*
Car, truck, or van -- carpooled	12.2%	10.8%		11.9%		10.3%		12.0%	
Public transportation (excluding taxicab)	3.7%	1.7%	*	1.7%	*	2.5%		1.7%	*
Walked	2.5%	2.8%		1.8%		1.8%		1.9%	
Other means	1.5%	0.6%	*	0.6%	*	0.5%	*	1.2%	
Worked at home	5.4%	5.5%		5.5%		4.8%		3.5%	*
Mean travel time to work (minutes)	36.1	32.8	*	32.4	*	35.1		33.8	*

New Data Products

- 11 New Detailed Tables
 - 9 race tables with additional detail on AIAN and NHPI
 - Worker population for workplace geography table (B08604)
 - Basic employment table (B23025)
- New Total Fertility Rate Ranking Table (R1304)
- 10 new Selected Population Profile (SPP) Iteration Groups

New 1-Year SPP Iteration Groups

- 6 new race iteration groups published for 2011
 - Burmese alone
 - Burmese alone or in any combination
 - Nepalese alone
 - Nepalese alone or in any combination
 - Mexican American Indian alone
 - Mexican American Indian alone or in any combination
- 4 groups published for 2011 but not 2010
 - Ancestry = Jordanian
 - Country of Birth = Afghanistan
 - Country of Birth = Jordan
 - Country of Birth = Bulgaria

Noteworthy Data Product Modifications

- S1601 modified to include information on language spoken at home for citizens 18 years and over
- The ratio of income to poverty level for several health insurance coverage tables is now broken out into finer detail

Methodological Improvements

- ACS made a number of methodological changes in 2011 to improve estimate accuracy and reliability
 - Expanded the sample from about 2.9 million addresses to 3.54 million addresses
 - Increased personal visit follow up sampling rates in American Indian areas, Alaska Native Village Statistical areas, Hawaiian Home Lands, and remote Alaska
 - Reallocated sample from larger to smaller Census tracts
 - Changed group quarters (GQ) estimation methodology to improve sub-state estimates of the GQ population and its characteristics

ACS Topic Briefs

- In addition to the tabulated data products, the Bureau will also be releasing a series of ACS topic briefs over the next several months
- Three briefs will be embargoed tomorrow for release on September 20
 - Poverty: 2010 and 2011
 - Household Income for States: 2010 and 2011
 - Health Insurance Coverage of Young Adults Aged 19 to 25: 2008, 2009, and 2011

1-Year Briefs: October

- 1) Public Assistance Receipt in the Past 12 Months for Households: 2010 and 2011
- 2) Food Stamps/SNAP Receipt in the Past 12 Months for Households by State: 2010 and 2011
- 3) Poverty and Shared Households by State: 2011
- 4) Field of Degree and Earnings by Selected Employment Characteristics: 2011
- 5) Work-life Earnings by Field of Degree and Occupation for People with Bachelor's Degree: 2011
- 6) The Foreign Born from Asia: 2011

1-Year Briefs: November-December

- **November**
 - Veterans: 2011
- **December**
 - 1) Labor Force Participation and Work Status of People 65 Years and Older
 - 2) School Enrollment and Work Status: 2011
 - 3) Changes in Self-Employment: 2010 to 2011
 - 4) Disability Characteristics of Income-Based Government Assistance Recipients in the United States: 2011

1-Year Briefs: 2013

- **January**

- 1) Homeownership Among the Foreign-Born Population: 2011
- 2) Rental Housing Market: 2009 and 2011

- **February**

- Married Couple Households by Nativity Status: 2011

Multi-Year Briefs

- **2009-2011 3-Year Briefs**
 - Multigenerational Households: 2009-2011 (November)
 - Physical Characteristics of Housing: 2009-2011 (January)
 - Marital Events for Selected Group Quarters Populations: 2009-2011 (February)
- **2007-2011 5-Year Briefs**
 - Poverty Levels by Race and Ethnicity: 2007-2011 (December)
 - Where Do the Rich Live? The Geographic Distribution of the Top 5% (December)
 - The Centenarian Population in the U.S.: 2007-2011 (January)

Comparison Guidance

- Compare across geographies and population subgroups using 2011 ACS
- Compare 2011 ACS and 2010 ACS estimates but use caution when comparing
 - Race
 - Income, Earnings, and Poverty
 - Group Quarters Population
- Compare percents, means, medians, and rates instead of totals whenever possible
- Don't expect ACS estimates to match decennial Census counts or estimates from other surveys
 - <http://blogs.census.gov/> (September 6)

http://www.census.gov/acs/

U.S. Department of Commerce

United States[™]
Census
Bureau

Home | About Us | Subjects A to Z | FAQs | Help

People | Business | Geography | Data | Research | Newsroom

Search Go

Census.gov > American Community Survey

American Community Survey


Main | About the Survey | Guidance for Data Users | Data & Documentation | Methodology | Library

Question Corner for Survey Respondents

Q Why do you need to know how much money I make?


Income data are used to determine poverty status, to measure economic well-being, and to assess the need for assistance. These data are included in federal allocation formulas for many government programs. [More](#). [Next >](#)

Explore the Form




Language Brochures

Questions and Answers about




What is the American Community Survey?

The American Community Survey (ACS) is an ongoing statistical survey that samples a small percentage of the population every year -- giving communities the information they need to plan investments and services. [Learn more](#).



Why is it important to respond?

Your answers to the American Community Survey help federal, state and local leaders make decisions that affect your community. Learn more about [how your responses impact your community](#).



How do I get started using ACS data?

Start learning about the ACS with three tips about the data. Find additional information about geography in the ACS, comparison guidance, and user specific handbooks. Learn more in [Guidance for Data Users](#).

SEARCH

Current Data Profiles

[Quick Links](#) to Nation or State level Profiles

United States


Data by Topic

People

- Age and Sex / Aging
- Ancestry
- Disability
- Commuting to Work
- Education
- Employment
- Family/Relationships
- Income and Earnings
- Language
- Origins
- Population Change
- Poverty
- Race and Ethnicity

American Community Survey: Measuring the dynamic changes in America

"The American Community Survey shows us WHO we are and HOW we are changing... The ACS is the only source for



http://www.census.gov/acs/

U.S. Department of Commerce

United States Census Bureau

Home | About Us | Subjects A to Z | FAQs | Help

People | Business | Geography | Data | Research | Newsroom

Search

Census.gov > American Community Survey

American Community Survey

Main | About the Survey | Guidance for Data Users | **Data & Documentation** | Methodology | Library

Data Releases

Data Product Descriptions

Documentation

Geography

Downloadable data via FTP

Summary File

Public Use Microdata Sample (PUMS)

Custom Tabulations

Question Corner
for Survey Respondents

Why do you need to know how much money I make?

Income data are used to determine poverty status, to measure economic well-being, and to assess the need for assistance. These data are included in federal allocation formulas for many government programs. [More.](#)

What is the American Community Survey?

The American Community Survey (ACS) is an ongoing statistical survey that samples a small percentage of the population every year -- giving communities the information they need to plan investments and services. [Learn more.](#)

How do I get started using ACS data?

Start learning about the ACS with three tips about the data. Find additional information about geography in the ACS, comparison guidance, and user specific handbooks. Learn more in [Guidance for Data Users](#).

Explore the Form

Language Brochures

American Community Survey: Measuring the dynamic changes in America

"The American Community Survey shows us WHO we are and HOW we are changing... The

Current Data Profiles

Quick Links to Nation or State level Profiles

United States

Data by Topic

People

- Age and Sex / Aging
- Ancestry
- Disability
- Commuting to Work
- Education
- Employment
- Family/Relationships
- Income and Earnings
- Language
- Origins
- Population Change
- Poverty

http://www.census.gov/acs/www/data_documentation/

U.S. Department of Commerce

United States[™]
Census
Bureau

Home | About Us | Subjects A to Z | FAQs | Help

People | Business | Geography | Data | Research | Newsroom

Search Go

Census.gov > American Community Survey > Data & Documentation: Data

American Community Survey

Main | About the Survey | Guidance for Data Users | **Data & Documentation** | Methodology | Library

Data Releases

▶ 2011 Data Release

▶ Special Data Release

▶ 2010 Data Release

▶ 2009 Data Release

▶ 2008 Data Release

▶ 2007 Data Release

■ Data Product Descriptions

■ Documentation

■ Geography

■ Downloadable data via FTP

■ Summary File

■ Public Use Microdata Sample (PUMS)

■ Custom Tabulations

Data

[Print](#) | [Share this page](#) | [Connect with us](#)

Data Releases

We release 1-year, 3-year and 5-year data products every year.

[Get 2011 Data Release information](#)

Online Data Products

We publish data in many forms on the Census Bureau's [American FactFinder website](#), including:

- Data Profiles - social, economic, housing and demographic data tables
- Geographic Comparison Tables - tables comparing selected data characteristics for geographies.
- And more

Other Data Options:

- [Summary File](#) - comma-delimited files containing all Detailed Tables produced from ACS
- [Public Use Microdata Sample](#) (PUMS) files - anonymized individual-level datasets
- Other [Downloadable files](#) - comma-delimited versions of Data Profiles, Geographic Comparison Tables, and most other ACS data products

Census Bureau Sets Timetable for the American Community Survey 2011 Data Release

The Census Bureau plans to release:

- 2011 ACS 1-year estimates on **Sept. 20, 2012**
- 2009-2011 ACS 3-year estimates on **Oct. 25, 2012**
- 2007-2011 ACS 5-year estimates on **Dec. 6, 2012**

Visit [2011 ACS Release Schedule](#) for more details.

SEARCH

Current Data Profiles

Quick Links to Nation or State level Profiles

United States

Go

Data by Topic

People

- Age and Sex / Aging
- Ancestry
- Disability
- Commuting to Work
- Education
- Employment
- Family/Relationships
- Income and Earnings
- Language
- Origins
- Population Change
- Poverty
- Race and Ethnicity

United States[™]
Census
Bureau

U.S. Department of Commerce
Economics and Statistics Administration
U.S. CENSUS BUREAU

27

http://www.census.gov/acs/www/data_documentation/2011_release/

U.S. Department of Commerce

United States
Census
Bureau

Home | About Us | Subjects A to Z | FAQs | Help

People | Business | Geography | Data | Research | Newsroom

Search Go

Census.gov > American Community Survey > Data & Documentation: Data Releases > 2011 Data Release

American Community Survey

[Main](#) | [About the Survey](#) | [Guidance for Data Users](#) | [Data & Documentation](#) | [Methodology](#) | [Library](#)

Data Releases

▼ 2011 Data Release

- Product Changes
- Release Schedule

▶ Special Data Release

▶ 2010 Data Release

▶ 2009 Data Release

▶ 2008 Data Release

▶ 2007 Data Release

■ Data Product Descriptions

■ Documentation

■ Geography

■ Downloadable data via FTP

■ Summary File

■ Public Use Microdata Sample (PUMS)

■ Custom Tabulations

2011 Data Release

[Print](#) | [Share this page](#) | [Connect with us](#)

New and Notable

2011 ACS 1-year estimates

posted September 13, 2012

New tables for the 2011 ACS 1-year release

Visit [2011 Product Changes](#) for a list and description of new, modified, and deleted tables.

2011 ACS 1-year table shells

[Table shells](#) for the 2011 ACS 1-year estimates are available on our FTP site.

2011 ACS 1-year reference maps

These [Reference Maps](#) highlight areas that will be published in the 2011 ACS 1-year data release.

Select documentation released

Supporting [documentation](#) has been released to help users prepare for the release of 2011 ACS 1-year estimates. Additional documentation will be released on September 20, 2012.

http://www.census.gov/acs/

U.S. Department of Commerce

United States Census Bureau

Home | About Us | Subjects A to Z | FAQs | Help

People | Business | Geography | Data | Research | Newsroom

Search

Census.gov | American Community Survey

American Community Survey

Main | About the Survey | Guidance for Data Users | Data & Documentation | Methodology | Library

Guidance Main

Geography and the ACS

When to Use 1-year, 3-year, or 5-year Estimates

Comparing ACS Data

Handbooks for Data Users

Training Presentations

E-Tutorial

submenu listing

Why is it important to respond?

How do I get started using ACS data?


Question Corner for Survey Respondents

How do you protect my information?

We never reveal your identity to anybody else. By law, the Census Bureau cannot share respondents' answers with anyone, -- not the IRS, not the FBI, not the CIA, and not with any other government agency.

More Prev Next >

Explore the Form



Language Brochures

American Community Survey: Measuring the dynamic changes in America

"The American Community Survey shows us WHO we are and HOW we are changing... The ACS is the only source for



Current Data Profiles

Quick Links to Nation or State level Profiles

United States

Data by Topic

People

- Age and Sex / Aging
- Ancestry
- Disability
- Commuting to Work
- Education
- Employment
- Family/Relationships
- Income and Earnings
- Language
- Origins
- Population Change
- Poverty
- Race and Ethnicity

http://www.census.gov/acs/www/guidance_for_data_users/



Home | About Us | Subjects A to Z | FAQs | Help

People | Business | Geography | Data | Research | Newsroom

Search Go

Census.gov > American Community Survey > Guidance for Data Users: Comparing ACS Data

American Community Survey

Main | About the Survey | **Guidance for Data Users** | Data & Documentation | Methodology | Library

- Guidance Main
- Geography and the ACS
- When to Use 1-year, 3-year, or 5-year Estimates
- Comparing ACS Data**
 - ACS/Census Table Comparisons
 - 2011**
 - 2010
 - 2009
 - 2008
 - 2007
 - 2006
- Handbooks for Data Users
- Training Presentations
- E-Tutorial

Comparing ACS Data

Print | Share this page | Connect with us

The strength of the American Community Survey is in estimating characteristic distributions. We recommend users compare derived measures such as percents, means, medians, and rates rather than estimates of population totals.

Can I compare...?

American Community Survey 1-Year estimates with other data ?

- ✓ ACS 1-year estimates with Census 2000
- ✓ ACS 1-year estimates from different years.

⚠ Use Caution: Because ACS variables change over time, some areas and subjects must be **compared with caution**, or **not compared at all**.


Use the **left navigation** to get yearly guidance on specific topics/subjects.

Tools and Resources

Table-specific Guidance


Topic-specific Guidance (by year)

Comparison Quick Guide (2009)



U.S. Department of Commerce
Economics and Statistics Administration
U.S. CENSUS BUREAU

http://www.census.gov/acs/www/guidance_for_data_users/comparing_2011/


Home | About Us | Subjects A to Z | FAQs | Help

People | Business | Geography | Data | Research | Newsroom

Go

[Census.gov](#) > [American Community Survey](#) > [Guidance for Data Users: Comparing ACS Data](#) > [Comparing 2011 American Community Survey Data](#)

American Community Survey

Main
About the Survey ▼
Guidance for Data Users ▼
Data & Documentation ▼
Methodology ▼
Library ▼

- Guidance Main
- Geography and the ACS
- When to Use 1-year, 3-year, or 5-year Estimates
- Comparing ACS Data**
 - ACS/Census Table Comparisons
 - 2011**
 - 2010
 - 2009
 - 2008
 - 2007
 - 2006
- Handbooks for Data Users
- Training Presentations
- E-Tutorial

Comparing 2011 American Community Survey Data

Print |
 Share this page |
 Connect with us

Subject Area ^{1*}	2011 ACS 1-Year, 2009-2011 ACS 3-Year, and 2007-2011 ACS 5-Year with Census 2000	2011 ACS 1-Year with 2010 ACS 1-Year	2011 ACS 1-Year, 2009-2011 ACS 3-Year, and 2007-2011 ACS 5-Year with 2010 Census
+ Age and Sex (01)			
+ Race (02)			
+ Hispanic Origin (03)			
+ Ancestry (04)			
+ Foreign Born; Citizenship; Year of Entry; Nativity (05)			
+ Place of Birth (06)			
+ Residence 1 Year Ago; Migration (07)			

References

ACS Information

<http://www.census.gov/acs/>

Data User Guidance

http://www.census.gov/acs/www/guidance_for_data_users/

American FactFinder:

<http://factfinder.census.gov>

For Further Information

Media

Public Information Office
301-763-3030
pio@census.gov

General Public

Customer Services Center
1-800-923-8282 or
301-763-INFO (4636)

Press Kit

http://www.census.gov/newsroom/releases/archives/news_conferences/20120917_acs_webinar.html

Recap

- Wide range of local statistics
- People, housing and economy
- Embargo begins tomorrow at 10 a.m.
<http://www.census.gov/newsroom/embargo.html>
- Public release on Thursday