

# General and Reference

## Contents

*Title (and Series)*                      *Abstract No.*

### Introduction

#### Data Products Issued October-December 1994

#### Economic Census

Introduction to the 1992 Economic Census (EC92-PR-2) .....	1.2
1987 Economic Censuses on CD-ROM: Volume 1, Report Series, Release 1E ..	1.35
1992 Economic Census on CD-ROM: Volume 1, Report Series (CD-EC92-1) .....	1.4
1992 Industry and Product Classification Manual (SIC Basis) (EC92-R-3) .....	2.2

#### General Reference

Age Search Information (Revised) .....	2.8
Audio-Visual Products From the Bureau of the Census .....	3
Bureau of the Census Catalog of Publications: 1790-1972 .....	5
CENDATA: The Census Bureau Online .....	6
Census Advisory Committee of Professional Associations: Minutes and Reports of Committee Recommendations .....	6.2
Census Advisory Committees of the African American, American Indian and Alaska Native, Asian and Pacific Islander, and Hispanic Populations: Minutes and Reports of the Committee Recommendations .....	6.3
Census and You .....	6.7
Census Bureau Education Program Products .....	8
Census Catalog and Guide: 1994 .....	9
Census, CD-ROM and You! New Horizons for Microcomputer Users of Census Bureau Data .....	9.3
Center for Economic Studies Discussion Papers (Bibliography) .....	9.5

Daily List .....	15.5	County and City Data Book: 1994 (on CD-ROM) .....	80.5
Data Developments .....	16	County Statistics Tape File 4 (CO-STAT 4) .....	82
General .....	16.1	Historical Statistics of the United States, Colonial Times to 1970 (a Statistical Abstract supplement) .....	83
Agriculture .....	16.2	Manufacturing and Trade: Inventories and Sales .....	84
Economic Censuses .....	16.3	Plant and Equipment Expenditures: Unpublished Data .....	85.8
Economic Surveys .....	16.4	Quarterly Financial Report for Manufacturing, Mining, and Trade Corporations (QFR) .....	86
Foreign Trade .....	16.45	Quarterly Financial Report for Manufacturing, Mining, and Trade Corporations File .....	87
Geography .....	16.5	State and Metropolitan Area Data Book: 1991 (a Statistical Abstract supplement) .....	88
Governments .....	16.6	State and Metropolitan Area Data Book: 1991 Files on Diskettes .....	89
Housing, Except Census .....	16.7	Statistical Abstract of the United States: 1994 (114th Annual Edition) .....	90
Population, Except Census .....	16.8	Statistical Brief (SB) .....	90.5
Population and Housing Census ....	16.9	Trade and Employment (TM) .....	91
Transportation .....	16.93	USA Counties 1994 (on CD-ROM) .....	91.5
Monthly Product Announcement .....	44	USA Statistics in Brief: (Year) (a Statistical Abstract supplement) .....	92
National Clearinghouse for Census Data Services Address List .....	45		
Product Profile Series (PP-1) .....	52		
Research Conference: Annual Proceedings .....	57.5		
State Data Center Program Coordinating Organizations (Includes Business and Industry Data Center Components) ....	63		
Statistics Aren't Static: A 1992 Statistical Abstract Teaching Supplement for Grades 5-12 .....	68		
Survey Abstracts (Demographic Surveys Division, Bureau of the Census) .....	69		
Technical Paper No. 62: Americans Overseas in U.S. Censuses .....	70		
Telephone Contacts, Bureau of the Census .....	72		
200 Years of U.S. Census Taking: Population and Housing Questions, 1790-1990 .....	74		
U.S. Bureau of the Census—Factfinder for the Nation (CFF 1 to 22) .....	76		
X-11.2 and X-11Q.2 Seasonal Adjustment Software .....	77.5		
<b>General Statistics</b>			
Annual Capital Expenditures (ACE (92)-1) .....	78.5		
County and City Data Book: 1994 (a Statistical Abstract supplement) .....	79		

## INTRODUCTION

This chapter ranges from colonial America to conditions in the United States today. It covers age, agriculture, and Asian Americans; it includes condominiums, crime, and capital costs. The reason for its variety? It describes reference guides and statistical anthologies, each spanning a myriad of social and economic facts. It also covers data reports—like the *Quarterly Financial Report for Manufacturing, Mining, and Trade Corporations*—that defy our subject arrangement by chapter. Overlapping inevitably occurs in other chapters, too.

This chapter has three parts: the Economic Census, General Reference, and General Statistics. The Economic Census section describes both statistical and reference products, each based on various components of the 1992 census. The General Reference section describes reference sources, such as guides, without statistics—except to illustrate some point, in methodology, for example. By contrast, the General Statistics section covers sources that include statistics. The *Statistical Abstract of the United States* appears in the second section because it has statistics—even though it has bibliographies and directories, too.

Guides, methodologies, and economic census files and reports that focus on only one subject appear in the chapter on that subject. For example, *Maps and More: Your Guide to Census Geography* is located in the Geography chapter. To find other references, see the Subject Index and the Title Index.

You may also need to refer to other sources. The U.S. Bureau of the Census Library, Washington D.C. 20233, for example, provides microform for some Census Bureau statistics out of print for many years. In addition, there are other Federal sources of statistics. Appendix B contains a section entitled “Federal Statistical Reports by Agency,” which focuses on the most important printed sources. Also Federal agencies with statistical responsibilities are listed with addresses and telephone numbers under “Other Federal Sources of Statistics” in appendix B.

The National Technical Information Service (703-487-4650) is a Federal source. It publishes geographic codes used with census data—the Federal Information Processing codes. It is also a good source not only for the latest computer tapes on technical topics but also for information out of print. The U.S. Department of Commerce, Office of Business Analysis (202-482-1986), issues a quarterly compact disc covering many kinds of data, *National Economic, Social, and Environmental Data Bank*. Other Federal agencies and Congress issue statistics, too.

In addition, the Government Printing Office (GPO) issues such reference series as:

- Government Depository Libraries* (including addresses and telephone numbers not in the library list in appendix B of this catalog)
- Standard Industrial Classification Manual* (and supplements)
- Standard Occupational Classification Manual*

For GPO ordering information, see the *Government Periodicals and Subscription Services*, Price List 36, free from GPO (202-512-1800) and GPO bookstores listed in appendix B of this catalog.

Many State governments publish their own statistical abstracts—and sponsor data center organizations noted in appendix B. “Not-for-profit” organizations and private firms also issue data. A visit to a large or specialized library may be the best starting point for identifying statistical sources outside the government.

This chapter is mainly alphabetical by title, but various titles appear by series number or topic under *Data Developments*, *Audio-Visual Products from the Bureau of the Census*, and *U.S. Bureau of the Census—Factfinder for the Nation*. In this chapter, numbers in titles—1992, for example—are alphabetized as spelled.

**For additional references, see the section below entitled Data Products Issued October-December 1994.** Listings of subsequent releases appear in the *Monthly Product Announcement* and *Daily List* (see abstracts numbered 44 and 15.5, respectively).

**NOTE—The number above the abstracts makes the indexes easier to use. It should not be used for ordering products.**

## DATA PRODUCTS ISSUED OCTOBER-DECEMBER 1994

The following data products were issued during the last quarter of 1994. Abstracts for some may appear in this chapter; generally, though, they were published too late for an abstract to be prepared. **Unless noted otherwise, these data products may still be available from the Government Printing Office (GPO). Orders should include the GPO Stock Number. However, availability is subject to change and reports may be superseded. For the latest ordering information, contact Customer Services, Bureau of the Census (301-457-4100).**

This list excludes periodicals issued more often than once a year. Any such relevant periodicals are described later in this chapter and listed in appendix A.

Reports carried in full or in part on CENDATA, our online information service, are identified by the word “CENDATA” in brackets at the end of the report listing.

### (1)

## Economic Census

**Introduction to the 1992 Economic Census (EC-92-PR-2).** 17 pp. Single copy free. Available from Customer Services, Bureau of the Census.

## General Reference

### Product Profile

No. 11. 1992 Census of Agriculture—Data for States and Counties. 4 pp. Single copy free. Available from Customer Services, Bureau of the Census.

**Research Conference: Annual Proceedings: March 20-23, 1994.** 797 pp. \$30. Available from Maxine Anderson-Brown, 301-457-2308.

## General Statistics

**Statistical Abstract of the United States: 1994.** 1,040 pp. \$38 (clothbound), GPO S/N 003-024-08757-0; \$32 (paperbound), GPO S/N 003-024-08756-1. Alternatively, the publication is available for \$28 (plus \$4 handling charge per order) from National Technical Information Service. Cite order number PB94-209848 (clothbound); PB94-209855 (paperbound).

**Statistical Brief.** Single copy per customer free; additional copies, \$1 each. Available from Customer Services. [CENDATA and FastFax]

SB-94-17. More Education Means Higher Career Earnings. 2 pp.

SB-94-18. Housing of Lower-Income Households. 2 pp.

SB-94-19. Housing in Metropolitan Areas—Renter Financial Characteristics. 2 pp.

SB-94-20. Housing in Metropolitan Areas—Movers and Stayers. 4 pp.

SB-94-21. Dollars for Scholars—Postsecondary Costs and Financing. 2 pp.

SB-94-25. Our Scholastic Society. 2 pp.

SB-94-27. Financing Our Residential Property. 2 pp.

SB-94-28. Health Insurance Coverage: 1993. 4 pp.

---

## FREE CATALOG of Government Books

Send for your copy today!

**Free Catalog**

Box 37000

Washington DC 20013-7000

---

Figure 3A. MAJOR DATA ITEMS FROM THE 1992 ECONOMIC CENSUSES BY GEOGRAPHIC LEVEL OF DETAIL

(Legend: ●—National, States, MA's, counties, and places.  
M—MA's, States, and National. C—Counties, States, and National.  
S—States and National. N—National only. Z—ZIP Codes<sup>1</sup>.)

	CENSUSES							
	Retail Trade	Wholesale Trade	Service Industries	TCU*	FIRE#	Manufactures	Mineral Industries	Construction Industries
<b>NUMBER OF ESTABLISHMENTS AND FIRMS</b>								
Establishments with payroll	●Z	●	●Z	M	M	●Z	C	M
Establishments without payroll (nonemployers)	● <sup>2</sup>		● <sup>2</sup>	S	S			S
Single-unit and multiunit establishments	N	N	N	N	N	N	N	N
Establishments by legal form of organization	N	N	N	N	N	N	N	N
Firms	N	N	N	N	N	S	S	
<b>EMPLOYMENT</b>								
All employees	●Z	●	●Z	M	M	●	C	M
Production (construction) workers/hours			●			●	C	S
Employment size of establishment	C <sup>3</sup> Z	N	● <sup>3</sup> Z	N	N	● <sup>4</sup> Z	N	S
Employment related to exports						S		
<b>PAYROLL</b>								
All employees, entire year	●Z	●	●Z	M	M	●	C	M
All employees, first quarter	●	●	● <sup>2</sup>	M	M		C	S
Production (construction) workers						●	C	S
Supplemental labor costs, legal/voluntary	N	N	N			S	S	S
<b>SALES, RECEIPTS, OR VALUE OF SHIPMENTS/ CONSTRUCTION WORK DONE</b>								
Establishments with payroll	●Z	●	●Z	M	M	●	C	M
Establishments without payroll	●		●	S	S			S
By specific product, line, or type of construction	M <sup>3</sup>	M <sup>3.5</sup>	M <sup>5.6</sup>	M <sup>5</sup>	M <sup>5</sup>	N	N	S
By class of customer	N	N	M <sup>5.6</sup>	N <sup>6</sup>	N <sup>6</sup>			
Sales size of establishment	C,Z	N	C,Z	N	N			S
Value of exports			S <sup>5.6</sup>		N <sup>6</sup>	S		
<b>OPERATING EXPENSES</b>								
Total	N	S	S <sup>6</sup>					
Cost of materials, etc.		N				●	C	M
Specific materials consumed (quantity/cost)		N				N	N	
Cost of fuels	N	N	N			S	S	M
Cost of electricity	N	N	N			S	S	S
Energy consumed (quantity/cost)						S	S	S
Contract work			N			S	S	M
Products bought or sold (resales)						S	S	
Advertising	N	N	N			N		
Rental payments	N	N	N			S	S	S
Communications services	N	N	N			N	S	S
Purchased repairs	N	N	N			N		S
Legal services	N	N	N			N		
Accounting and bookkeeping services	N	N	N			N		
Software and other computer services	N	N	N			N		
Refuse removal services	N	N	N			N		
<b>OTHER</b>								
Value added	N	N				●	C	M
Net income produced	N	N						
Capital expenditures, total	N	N	N			S	C	M
New	N	N	N			●	S	S
Assets	N	N	N			S	S	S
Inventories	N	S				S	S	S
Industry specialization and coverage						N		N

\*TCU: Transportation, Communications, and Utilities.

#FIRE: Financial, Insurance, and Real Estate Industries.

<sup>1</sup>ZIP Code data available only on CD-ROM.<sup>2</sup>County and place data available only on CD-ROM.<sup>3</sup>Subnational data available only on CD-ROM.<sup>4</sup>Place data available only on CD-ROM.<sup>5</sup>For selected States and/or metropolitan areas.<sup>6</sup>For selected industries.

Figure 3B. 1992 ECONOMIC CENSUS REPORTS

Census Title	Series Title	Series Designation			
RETAIL TRADE	Geographic Area	RC92-A-1 to 51	MANUFACTURES	Preliminary Industry	MC92-I-20A(P) to 39D(P)
	U.S. Summary	RC92-A-52		U.S. Summary	MC92-SUM-1(P)
	Subject	RC92-S-1, 2, and 4		Industry	MC92-I-20A to 39D
	Merchandise Line Sales:			Geographic Area	MC92-A-1 to 51
	United States	RC92-S-3		Subject	MC92-S-1 to 4
	States and MA's	RC92-S-3#		Location of Manufacturing Plants	MC92-LM#
WHOLESALE TRADE	Geographic Area	WC92-A-1 to 51	MINERAL INDUSTRIES	Preliminary Industry	MIC92-I-10A(P) to 14E(P)
	U.S. Summary	WC92-A-52		U.S. Summary	MIC92-I-SUM-1(P)
	Subject	WC92-S-1, 2, and 4		Industry	MIC92-I-10A to 14E
	Commodity Line Sales:			Geographic Area	MIC92-A-1 to 9
	United States	WC92-S-3		Subject	MIC92-S-1 to 2
	15 States, 15 MA's	WC92-S-3#			
SERVICE INDUSTRIES	Geographic Area	SC92-A-1 to 51	CONSTRUCTION INDUSTRIES	Preliminary Industry	CC92-I-1(P) to 26(P)
	U.S. Summary	SC92-A-52		U.S. Summary	CC92-I-27(P)
	Subject	SC92-S-1 to 5		Industry	CC92-I-1 to 26
	Nonemployer Statistics	SC92-N-1#		U.S. Summary	CC92-I-27
	ZIP Code Statistics	SC92-Z#		Geographic Area	CC92-A-1 to 9
				U.S. Summary	CC92-A-10
TRANSPORTATION, COMMUNICATIONS, AND UTILITIES	Geographic Area	TC92-A-1	OTHER	Outlying Areas	OA92-E-1 to 8
	Subject	TC92-S-1 to 2		Enterprise Statistics	ES92-1
	Nonemployer Statistics	TC92-N-1		Minority-Owned Businesses	MB92-1 to 4#
FINANCIAL, INSURANCE, AND REAL ESTATE INDUSTRIES	Geographic Area	FC92-A-1	Women-Owned Businesses	WB92-1	
	Subject	FC92-S-1	Characteristics of Business Owners	CBO92-1	
	Nonemployer Statistics	FC92-N-1	Truck Inventory and Use Survey	TC92-T 1 to 52	
			Commodity Flow Survey	(TBA)	
			Congressional Districts	(TBA)	

#Additional detail on CD-ROM only.

Figure 4. TABLE FROM STATISTICAL ABSTRACT OF THE UNITED STATES: 1994

**No. 304. Crime Rates, by Type—Selected Large Cities: 1992**

[Offenses known to the police per 100,000 population. Based on Bureau of the Census estimated resident population as of July 1. For definitions of crimes, see text, section 5]

CITY RANKED BY POPULATION SIZE, 1992 <sup>1</sup>	Crime index, total	VIOLENT CRIME					PROPERTY CRIME			
		Total	Murder	Forcible rape	Robbery	Aggravated assault	Total	Burglary	Larceny—theft	Motor vehicle theft
New York, NY	8,491	2,164	27.1	38.2	1,237	861	6,327	1,403	3,202	1,722
Los Angeles, CA	9,364	2,460	30.3	51.8	1,093	1,285	6,904	1,598	3,426	1,880
Chicago, IL	(2)	(2)	33.1	(2)	1,357	1,450	7,545	1,731	4,225	1,588
Houston, TX	8,747	1,465	27.4	69.0	657	712	7,282	1,782	3,675	1,825
Philadelphia, PA	6,071	1,189	26.5	48.7	728	385	4,882	1,010	2,474	1,398
San Diego, CA	8,010	1,284	12.7	42.1	462	768	6,725	1,427	3,542	1,756

Figure 5. TABLE FROM STATE AND METROPOLITAN AREA DATA BOOK, 1991

**Table 3. Top 75 Metro Areas — Employment, Pay, and Housing**

[Based on 281 metropolitan areas (17 CMSA's, 249 MSA's, and 15 NECMA's) unless otherwise noted. All metro areas defined as of June 30, 1989. When metro areas share the same rank, the next lower rank is omitted. Due to rounding, metro areas may have the same values and different ranks]

Rank <sup>1</sup> and metropolitan area	Nonagricultural employment—net change, 1985-1989	Average annual pay, <sup>2</sup> 1989		New private housing units authorized by building permits, 1980-1989	
		1,000	Rank and metropolitan area	Dollars	Rank and metropolitan area
					Number
		10		11	12
1 Los Angeles-Anaheim-Riverside, CA CMSA	791.5	1 Anchorage, AK MSA	29 973	1 Los Angeles-Anaheim-Riverside, CA CMSA	960 300
2 Washington, DC-MD-VA MSA	324.6	2 New York-Northern New Jersey-Long Island, NY-NJ-CT CMSA/NECMA	29 208	2 New York-Northern New Jersey-Long Island, NY-NJ-CT CMSA/NECMA	527 185
3 Chicago-Gary-Lake County, IL-IN-WI CMSA	315.8	3 Washington, DC-MD-VA MSA	28 103	3 Dallas-Fort Worth, TX CMSA	487 163
4 Philadelphia-Wilmington-Trenton, PA-NJ-DE-MD CMSA	213.4	4 San Francisco-Oakland-San Jose, CA CMSA	27 568	4 Atlanta, GA MSA	387 511
5 Atlanta, GA MSA	191.0	5 Flint, MI MSA	27 297	5 San Francisco-Oakland-San Jose, CA CMSA	338 981
6 San Diego, CA MSA	178.9	6 Hartford-New Britain-Middletown-Bristol, CT NECMA	27 224	6 Phoenix, AZ MSA	329 720
7 Miami-Ft. Lauderdale, FL MSA	171.7	7 Detroit-Warren-Ann Arbor, MI CMSA	27 148	7 Washington, DC-MD-VA MSA	327 448
		8 Kansas City, MO MSA		8 Houston, TX MSA	327 448
				9 Brazoria	

## ECONOMIC CENSUS

This section presents data and reference products that cover various aspects of the 1992 Economic Census. For products that apply to a single component of the census (such as retail trade), see the subject matter chapters (such as Business). Figures 3A and 3B in the General and Reference chapter outlines the economic census as a whole.

### Center for Economic Studies Discussion Papers

See abstract number 9.5 in this chapter.

### Geographic Reference Manual

See abstract number 615 in the Geography chapter.

### Guide to Agriculture and Related Statistics

See abstract number 122 in the Agriculture chapter.

### New! (1.2)

#### Introduction to the 1992 Economic Census (EC92-PR-2)

**Subject content**—Describes briefly the contents and publication schedule of the reports and data files of the 1992 Economic Census. One chart identifies subjects, geography, and format. Subjects include the number of establishments and firms, employment, payroll, sales, operating expenses, and other items such as value added and capital costs.

All economic censuses are described. They cover such topics as communications and construction, manufactures and mining, and retail trade and services. The report also lists sources of assistance.

17 pp. 1994. Single copies free.

Order from Customer Services. Not available on microfiche.

### (1.35)

#### 1987 Economic Censuses CD-ROM: Volume 1: Report Series, Release 1E

**Geographic areas covered and subject content**—Similar to the 1992 Economic Census CD-ROM, abstract number 1.4, with data for 1987.

**Reference materials**—1987 Economic Censuses CD-ROM: Volume 1: Report Series, Release 1E: Parts 1 and 2 Technical Documentation contains descriptive information about the file and a record layout. One free copy accompanies each file order. When ordered separately, it is available for \$15 from Customer Services.

One compact disk (CD-ROM). \$150. Released 1994. Order from Customer Services. See Ordering Products section.

### New! (1.4)

#### 1992 Economic Census CD-ROM: Volume 1, Report Series (CD-EC92-1)

**Data time span**—1992, with some comparative data for earlier years.

**Geographic areas covered**—United States; in area series files: States, metropolitan areas, counties, and places of 2,500 or more inhabitants.

**Subject content**—Presents the statistics found in 1992 Economic Census reports (see abstracts cited below) plus, for several data series, additional detail not available in print. *Monthly Retail Trade* sales data, 1967-1993, also are included (abstract number 275). The data are being issued on 10 cumulative discs, over the period mid-1994 through 1996. **Each new disc will supersede the prior disc.**

NOTE—A Volume 2, *ZIP Code Statistics*, is planned for release on two discs during the period mid-1995 through early 1996. It will provide data by 5-digit ZIP Code from the censuses of retail trade, service industries, and manufactures (*Location of Manufacturing Plants*), and from the 1992 Census of Agriculture. A subscription to this Volume 2 series costs \$200.

**Compact disc (CD-ROM).** Subscription to the Volume 1 series, \$500. (The number of discs sent will depend on when the subscription begins, but all subscribers will receive the same data.)

Order from Customer Services. See Ordering Products section.

**CD-EC92-1A.** Superseded by 1B. No longer available.

**CD-EC92-1B.** \$150. Includes the following States in the Geographic Area Series of the 1992 Census of Retail Trade (AZ, CO, ID, MT, NM, UT, WY), abstract number 200.5; Census of Wholesale Trade (CO, ID, MT, NM, WY), abstract number 215; and Census of Service Industries (ID, MT, WY), abstract number 230. It also includes 1992 Truck Inventory and Use Survey data (AK, AZ, CO, DC, DE, IA, IL, KS, LA, MN, MS, NY, VT, WI, WV), abstract number 1505; Numerical List of Manufactured Products, abstract number 901; 1992 Census of Manufactures, Preliminary Industry Series (SIC groups 201, 21, 244, 249, 251, 282, 285, 31509, 324-6, 331-4, 336, 348, 391), abstract number 920; 1992 Census of Mineral Industries, Preliminary Industry Series (SIC groups 102-4, 131-2, 141-2, 145), abstract number 951; 1992 Census of Construction Industries, Preliminary Industry Series (SIC groups 1522, 1541, 1611, 1771), abstract number 404; *Monthly Retail Trade, 1967-1993*, abstract number 275; and selected statistics from prior censuses and surveys. Technical documentation is included on the disc; a User's Guide also is on the disc and provided in paper copy. The

following software is on the disc: EXTRACT 1.5, GO92, and DocView.

#### 1992 Economic Censuses: Geographic Reference Manual

See abstract number 615 in the Geography chapter.

### (2.2)

#### 1992 Industry and Product Classification Manual (SIC Basis) (EC92-R-3)

**Subject content**—Describes the classification system used to group establishments by industrial activity in the economic programs of the Bureau of the Census. This report is based on the *Standard Industrial Classification Manual* (SIC Manual), issued by the U.S. Office of Management and Budget. To provide more detail, the Census Bureau has extended many of the codes published in the SIC manual. This report lists industrial activities by their code numbers, as well as alphabetically by industrial activity.

This classification system is used for the agriculture census and economic censuses: retail trade; wholesale trade; and the service, transportation, manufactures, mineral, and construction industries.

459 pp. 1992. \$30 (includes \$3 handling fee).

Available from National Technical Information Service, 5285 Port Royal Road, Springfield, Virginia 22161, 703-487-4650. Cite Order No. PB89-203772LCQ. Also available on microfiche from Customer Services.

## GENERAL REFERENCE

The reference section in this chapter applies to reports and other products that provide information but not (except perhaps in examples) statistics. Reference sources that stress the subjects of particular chapters—foreign trade, for example—as a rule, appear in those chapters. For reports and files with tables of data, see the General Statistics section of this chapter. Each section describes titles alphabetically. (For additional information on data references, see the Introduction to this chapter.)

#### Advisory Committees, Census

See abstract numbers 6.2 and 6.3.

### (2.8)

#### Age Search Information (Revised)

**Subject content**—Describes the Census Bureau's age search program, which was originally developed to help people obtain proof of their age through census records.

This booklet provides background information on how the Census Bureau's records can be used to obtain personal

data, explains what the program can or cannot do, and gives the specific steps to take when requesting information. It also cites other materials useful for genealogical research.

The publication describes the age search process and answers questions about census records and transcripts. It also provides genealogical sources and references for information not found in census materials, and explains the way age search inquiries are handled.

NOTE—This report is available in full or in part online (through CENDATA, see page 2).

30 pp. 1990. \$1.75.

Contact Customer Services for the latest ordering information. Not available on microfiche.

---

### **Alphabetical Index of Industries and Occupations**

See abstract number 1654 in the 1990 Census chapter.

---

### **American Agriculture: A Need to Know (VIDEOTAPE)**

See abstract number 120 in the Agriculture chapter.

---

### **Americans Overseas in U.S. Censuses**

See abstract number 70 in this chapter.

---

### **America's Racial and Ethnic Groups: Their Housing in the Early Nineties**

See abstract number 482.3 in the Construction and Housing chapter.

---

### **Area Measurement Information in the 1990 Census Data Products**

See abstract number 601 in the Geography chapter.

---

## **New! (3)**

---

### **Audio-Visual Products from the Bureau of the Census**

*Subject content*—Describes briefly videotapes (see abstract numbers under "VHS TAPE.") and slide packages listed below.

NOTE—Sometimes cited as *Audio-Visual Resources From the Bureau of the Census*.

10 pp. 1993. Single copies free. Available from Ann Berry, TEAMS, Bureau of the Census, WP1-308, Washington, DC 20233-8300.

For the following items described in this brochure, send a check payable to Commerce-Census to Ann Berry at the above address. Not available on microfiche. Those new since the 1994 edition of the Catalog/Guide are in bold.

---

### **AVAILABILITY AND USE OF CENSUS BUREAU DATA PRODUCTS**

- Accessing Data from the 1990 Census Equal Employment Opportunity File. 13 slides. \$75.
- Anatomy of a TIGER Map. 20 slides. \$20.
- Census Bureau Geography: You Are Here. 31 slides. \$30.
- Census Bureau Programs and Products. 46 slides. \$50.
- Get Ready to Use 1990 Census Data. 12 slides. \$12.
- An Introduction to Manufactures Statistics. 43 slides. \$20.
- An Introduction to Retail Trade Statistics. 25 slides. \$20.
- An Introduction to Service Industries Statistics. 22 slides. \$20.
- 1990 Census Data Products for Puerto Rico (Productos del Censo de Puerto Rico de 1990). 41 slides. \$45.
- 1990 Census Summary Tape File 3: Data and Product Slide Show. 22 slides (includes a presentation text). \$25.
- 1990 Data Products: An Overview. 33 slides. \$35.
- '90 Census Concepts. 19 slides. \$20.
- An Overview of the 1987 Economic Censuses. 50 slides. \$45.
- TIGER: The Coast to Coast Digital Map Base. 19 slides. \$20.
- Topics Included in the 1990 Census of Puerto Rico (Temas Incluidos en el Censo de 1990 de Puerto Rico). 50 slides. \$50.
- Using the Census Bureau's Public Law 94-171 Redistricting Data. 46 slides. \$45.

### **AGRICULTURE**

- American Agriculture: A Need to Know. 80 slides. \$10.
- Characteristics of Agriculture in the United States. 39 slides. \$40.

### **ECONOMIC CONDITIONS**

- Federal Expenditures: 1991. 26 slides. \$30.
- Retail Trade Statistics. 15 slides. \$15.
- Trade With the Pacific Rim. 14 slides. \$15.

### **EDUCATION**

- Does Education Pay Off? 19 slides. \$20.

### **THE ELDERLY**

- An Aging Society. 33 slides. \$25.
- Housing Arrangements of the Elderly. 11 slides. \$13.
- Sixty-Five Plus in America. 26 slides. \$30.

### **GENERAL DEMOGRAPHIC DATA**

- How We're Changing, Demographic State of the Nation: 1989. 21 slides. \$22.
- Metropolitan Areas: 1990. 15 slides. \$15.
- 1989 Population Profile. 51 slides. \$52.
- 1990 Census: Tracking the Trends. 23 slides. \$25.

### **1990 Tracking the Trends. 46 slides. \$50.**

- Persons Needing Assistance With Everyday Activities. 15 slides. \$15.
- The Revolving Door of Poverty. 7 slides. \$10.
- Singleness in America. 15 slides. \$15.
- State Ranking Maps From the Statistical Abstract of the United States: 1991. 25 slides. \$25.
- State Ranking Maps From the Statistical Abstract of the United States: 1992. 24 slides. \$25.
- State Ranking Maps From the Statistical Abstract of the United States: 1991 and 1992. \$40.

- Who's Supporting the Kids. 14 slides. \$15.
- World Population Profile: 1991. 43 slides. \$45.

### **HOUSING**

- Condominiums. 14 slides. \$15.
- Homeownership Trends in the 1980's. 30 slides. \$30.
- 1990 Census Housing Highlights. 32 slides. \$35.

### **RACIAL AND ETHNIC GROUPS**

- Black-Owned Businesses: 1987. 15 slides. \$15.
- A Census Profile of Puerto Rico and of the Puerto Ricans (Un Perfil Censal de Puerto Rico y de los Puertorriqueños), 25 slides. \$25.
- Hispanic Americans Today. 62 slides. \$70.
- Hispanics in the United States. 24 slides. \$23.
- Hispanics in the United States: 1990. 23 slides. \$25.
- Minority-Owned Businesses: Asian and Pacific Islanders. 18 slides. \$20.
- 1990 Census Accessing Race and Hispanic Origin Data. 37 slides. \$40.

- 1990 Census EEO File. 13 slides. \$15.
- A 1990 Census Profile of the American Indian, Eskimo, or Aleut Population. 32 slides. \$35.

### **A 1990 Census Profile of the Asian and Pacific Islander Population: Socioeconomic Characteristics. 26 slides. \$30.**

- A Profile of the Asian and Pacific Islander Population: 1990. 39 slides. \$40.
- A Profile of the Black/African-American Population. 41 slides. \$40.
- Profile of the Hispanic Population of the United States: 1980-1990. 41 slides. \$40.

### **WOMEN**

- Time Off for Babies: Maternity Leave Arrangements. 18 slides. \$20.
- What Does It Cost to Mind the Kids? 15 slides. \$15.
- Who's Supporting the Kids? 14 slides. \$15.
- Women-Owned Businesses: 1987. 14 slides. \$15.

### **VHS TAPE**

- American Agriculture: A Need to Know. 13 1/2 minutes. \$10. (See abstract number 120 in the Agriculture chapter.)
- The Census Comes Home. 18 minutes. \$15.
- Informing America: The Census Bureau at Work. 16 minutes. \$15.
- An Introduction to the Economic Censuses. 17 minutes. \$10. (See abstract number 1.2)
- The Shipper's Export Declaration, Why, What, Where and When. 1/2-inch VHS format (English version 70 minutes; Spanish version, 58 minutes). \$30. (See abstract number 501.4 in the Foreign Trade chapter.)
- TIGER: Putting America on the Map. 27 minutes. \$10.
- Understanding and Using the HS-Based Schedule B: 1988 Edition (Update). 1/2-inch VHS or 3/4-inch U-Matic videotape. \$25.

---

## **(5)**

### **Bureau of the Census Catalog of Publications: 1790-1972**

*Subject content*—Offers a comprehensive, historical bibliography of sources for Census Bureau statistics from 1790 to 1972. It has two volumes: the *Catalog of United States Census Publications: 1790-1945*, which lists all materials issued by the

Bureau and its predecessor organizations during that period; and the *Catalog of Publications: 1946-1972*. It updates the historical compilation and describes more than 60,000 reports issued by the Bureau between January 1946 and December 1972. 917 pp. 1974. \$8.

Available from Customer Services in print and also available on 10 microfiche. Checks should be made payable to the Superintendent of Documents. See Ordering Products section for prices.

### **Business and Industry Data Center/State Data Center Contacts**

See note in abstract number 63 in this chapter.

### **New! (6)**

#### **CENDATA: The Census Bureau Online**

*Subject content*—Presents in nontechnical language, a description of the Census Bureau's online system. It is a brief brochure designed to familiarize the data user with the statistical resources of the Census Bureau that users may access (though two private vendors) with a personal computer and a modem. (CENDATA is described on page 2 of this Catalog. See also the contents list at the end of the Introduction chapter.)

This concise brochure includes tips for users, a list of selected subjects, examples of data items for different types of users, and a list of reference materials.

9 pp. 1994. Single copies free. Order from Customer Services. Not available on microfiche.

#### **Census ABC's—Applications in Business and Community**

See abstract number 1658 in the 1990 Census chapter.

### **New! (6.2)**

#### **Census Advisory Committee of Professional Associations: Minutes and Reports of Committee Recommendations**

*Subject content*—Presents minutes of the census advisory committees listed in the note. The title is also cited as *Minutes and Reports of Professional Advisory Committees*. Over the years the reports have covered a wide range of topics, including the public's perceptions of privacy and its cooperation in the census, dissemination of census products, plans for the 2000 census, foreign trade data, the economic censuses, income and crime, electronic reporting, and methodological research. The reports have also featured recommendations by the advisory committees and the Census Bureau's responses.

NOTE—Cited in the 1993 Catalog as *Advisory Committees of the American Economic Association, American Marketing Association, American Statistical Association, and on Population Statistics: Minutes and Reports of Committee Recommendations*. The reports for 1993 and earlier years appeared under that title.

*A series of reports in progress. Pages vary. Single copies free. Available from Phyllis Van Tassel, Program and Policy Development Office, Bureau of the Census, Washington, DC 20233-0511. Not available on microfiche.*

April 15 and 16, 1993. 190 pp.

April 14 and 15, 1994. 94 pp.

### **New! (6.3)**

#### **Census Advisory Committees of the African American, American Indian and Alaska Native, Asian and Pacific Islander, and Hispanic Populations: Minutes and Reports of Committee Recommendations**

*Subject content*—Presents minutes of the census advisory committees listed in the title. The title is also cited as *Minutes and Reports of Race and Ethnic Advisory Committees*. Meetings are held at least twice a year, generally in the spring and fall. Over the years the reports have covered a wide range of topics including promotion and outreach activities, census recruitment, enumeration procedures, methodology and procedures for coverage improvement, data products and content dissemination, and legislative issues. The reports have also featured recommendations by the advisory committees and the Census Bureau's responses.

The groups which met were reestablished for 1994. Their meetings commenced November 1994, focusing primarily on issues regarding the 2000 census.

NOTE—In the 1993 Catalog, this report was cited in the 1990 Census chapter as *Minutes and Reports of Committee Recommendations: 1990 Census Advisory Committees on the American Indian and Alaska Native Populations, on the Asian and Pacific Islander Populations, on the Black Population, and on the Hispanic Population*.

*A series of reports in progress. Pages vary. Single copies free.*

Available from Diana Harley, Decennial Management Division, Room 3546-3, Bureau of the Census, Washington, D.C. 20233. Not available on microfiche.

### **New! (6.7)**

#### **Census and You**

*Frequency of issue*—Monthly.

*Subject content*—Contains articles describing newly issued reports, new data files and software, data collection efforts being planned, and sources of assistance for data users. Developments in all census statistical areas are highlighted, with the principal emphasis on demographic, social, housing, and economic data for States and smaller areas. This newsletter keeps users up to date on data from the 1990 census. It also publishes key economic indicators (such as housing starts, retail sales, and the Consumer Price Index). Articles dealing with statistical developments and data use outside the Census Bureau appear regularly along with information about the data products available from other Federal agencies. (See also *Monthly Product Announcement*.)

NOTE—Title changed from *Data User News* to *Census and You* in the spring of 1988 with a special, one-time-only combined April/May issue. This series is available in full or in part online (through CENDATA, see page 2).

GPO Catalog No. C3.238:Vol./(mo.).

12-16 pp. Monthly, \$1.75 per issue. Annual subscription price is \$21. Cite code DUN when placing subscription with GPO. For sample copies, write or telephone Neil Tillman, Census and You, Data User Services Division, Bureau of the Census, Washington, DC 20233-8300 (301-763-1584). Not available on microfiche.

#### **Census Basics**

See abstract number 1658.5 in the 1990 Census chapter.

### **(8)**

#### **Census Bureau Education Products Program**

*Subject content*—Provides, in a series of reports, teaching materials based on Census Bureau data and related information. Designed for immediate use in the classroom, these reports fit into a teacher's existing procedures, rather than requiring a new approach. Subjects and educational levels vary. For example, reports on the same topic—population trends—offer students at different levels different educational experiences. For elementary school students, it provides practice in mathematics, geography, and language arts. For high school students, it can offer experience in mapping, data analysis, and research. The series also offers students social and civic perspectives; for instance, it involved students in the redistricting process taking place in their own State.

NOTE—Cited in the 1994 Catalog as *Census Bureau Teaching Resource*. A free two-page errata sheet was issued January 1992. See also other teaching resources in this chapter, including abstracts 3, and 68.

*A series of reports in progress. Pages vary. Single copies free. Available from Census Bureau Education Program, Data User Services Division, Bureau of the Census, Washington, DC 20233-8300. Not available on microfiche.*

1. *Congressional Redistricting (Junior High/High School Edition)*. 8 pp. Published 1992.
- 2A. *National and State Population Trends (Elementary School Edition)*. 12 pp. Published 1992.
- 2B. *National and State Population Trends (Junior High/High School Edition)*. 8 pp. Published 1992.
3. *Lights! Camera! Action!: Studying the Size and the Center of U.S. Population, 1790-1990*. 8 pp. Published 1992.

### New! (9)

#### **Census Catalog and Guide: 1994**

*Subject content*—Describes data products issued from mid-1988 through 1993 by the Census Bureau. This report also describes programs and services. In addition, it provides abstracts of the publications, CD-ROM's, computer tapes, microfiche, maps, diskettes, and items faxed or on line. The abstracts include the data time span, the geographic scope, and the subject content, along with ordering information.

The report also provides guide features, such as a telephone contact list for data specialists at the Census Bureau, the State Data Centers, and other data processing service centers, as well as a list of Federal and census depository libraries. Other guide features include an overview, detailed subject and title indexes, descriptions of key statistical reports from other Federal agencies, and special charts—for example, a product schedule and a guide to topics in the 1990 census.

NOTE—The 1994 edition completes a cumulation, which began with the 1990 report. The 1989 report was the last in a cumulative series beginning 1980. Many data users may wish to retain the 1989 and 1994 editions. All of these catalogs since the series began in 1946 are available on microfiche from Customer Services. (See also *Bureau of the Census Catalog of Publications, 1790-1972*, abstract number 5.)

The title of the annual editions changed from *Bureau of the Census Catalog to Census Catalog and Guide* with the 1985 edition, published in 1985.

362 pp. 1994. \$22.

*Contact Customer Services for the latest ordering information. Also available on microfiche from Customer Services.*

### 9.3)

#### **Census, CD-ROM and You! New Horizons for Microcomputer Users of Census Bureau Data**

*Subject content*—Presents an overview—updated in 1993—covering information available on CD-ROM (compact disc—read-only-memory) from the Census Bureau, including material from the 1987 Economic Censuses and the 1990 Census of Population and Housing. Illustrations show users exactly how the data appear on the discs.

The booklet briefly describes a variety of software, including *GO*, which was developed by the Census Bureau and is included on many of its CD-ROM's. It also has some information about software from other sources.

22 pp. 1993 (revised). Single copies free. Additional copies \$1 each.

*Contact Customer Services for the latest ordering information. Not available on microfiche.*

#### **Census information**

See reports under "Economic Census" and "General Reference" with this information listed alphabetically, as if spelled out, with the letter "n" for 1990, 1992, and the like. (See also abstract number 74 in this chapter.)

#### **Census '90 Basics**

See abstract number 1658.5 in the 1990 Census chapter.

#### **Census of Population and Housing Tabulation and Publication Program**

See abstract number 1661.5 in the 1990 Census chapter.

#### **Census Questionnaire**

See abstract number 1663 in the 1990 chapter.

#### **Census Questionnaire Content**

See abstract number 1624 in the 1990 Census chapter.

### New! (9.5)

#### **Center for Economic Studies Discussion Papers (Bibliography)**

*Subject content*—Presents a brief, selective bibliography of papers. It has covered over the years such subjects as the measurement of the trade balance in advanced technology products, the effect of takeovers on employment and wages, and the effects of leveraged buyouts on productivity.

*A series of works in progress. Pages vary. 1988-. Single copies free.*

*Available on photocopy from Robert H. McGuckin, Chief, Center for Economic Studies, Room 1587-3, Bureau of the Census, Washington D.C. 20233.*

#### **Center for International Research Staff Papers**

See abstract number 845 in the International chapter.

#### **Challenges of Measuring an Ethnic World: Science, Politics, and Reality**

See abstract number 823 in the International chapter.

#### **City Reference File: 1987**

See abstract number 602 in the Geography chapter.

#### **Classified Index of Industries and Occupations**

See abstract number 1655 in the 1990 Census chapter.

#### **Congressional District Atlas**

See abstract number 602.3 in the Geography chapter.

#### **Congressional District State Outline Maps**

See abstract number 649 in the Geography chapter.

#### **Content Reinterview Survey**

See abstract number 1648 in the 1990 Census chapter.

#### **Counting for Representation: The Census and the Constitution.**

See abstract number 1659.2 in the 1990 Census chapter.

#### **County and City Data Book: (Year) (a Statistical Abstract supplement)**

See abstract number 79 in this chapter.

#### **County and City Data Book: (Year) Files (on CD-ROM)**

See abstract number 80.5 in this chapter.

#### **County Business Patterns**

See abstract numbers 265 ff. in the Business chapter.

#### **County Statistics Tape File 4 (CO-STAT 4)**

See abstract number 82 in this chapter.

### New! (15.5)

#### **Daily List**

*Frequency of issue*—Generally, daily. (See note.)

*Subject content*—Provides a list of all reports; technical documentation; maps; microfiche; data files (tapes, microcomputer diskettes, and compact discs—CD-ROM's);

paperprints; and press releases issued by the Census Bureau on the day of date. In addition, the *Daily List* indicates which products are sold by the Census Bureau and which by the Government Printing Office, and indicates which are available, in whole or in part, on CENDATA.

This product also lists any publications that were sent for printing, together with the requested return-from-print date.

NOTE—The *Daily List* will not be published if no more than one or two products have been released on a given day. Two or more days will be cumulated.

1-2 pp. Daily. \$1.50 per issue. Annual subscription price is \$300.

Contact Customer Services for the latest ordering information. Not available on microfiche. Alternatively, the *Daily List* and the Monthly Product Announcement (abstract number 44) can be accessed online through CENDATA and via Internet and the Census/BEA Electronic Forum (for information, see page 2).

## New! (16)

### Data Developments

*Subject content*—Describes data files succinctly. Typically, an individual issue summarizes the contents of a data file recently released by the Census Bureau. It provides information on the file's subject matter, geographic coverage, reference materials, and availability. Order forms are in the back of each issue.

Listed below are the *Data Developments* grouped by subject. Some were cited in the 1994 Catalog.

NOTE—Superseded reports are no longer available and not listed. Moreover, reports issued before XVII (published mainly in 1994) have been dropped from this issue, except for items from the 1980 and 1987 censuses for users who sometimes compare them with releases from the latest censuses.

4-6 pp. Issued periodically. Free. Specify number and title.

Order from Customer Services. Not available on microfiche.

### (16.1)

#### GENERAL

Quarterly Financial Report for Manufacturing, Mining, and Trade Corporations: Financial Data Series

First Quarter 1993, XVI-46

Second Quarter 1993, XVI-64

Third Quarter 1993, XVI-80

### (16.2)

#### AGRICULTURE

Agriculture, Census of 1987  
1987 on CD-ROM, X111-31  
Advance File, XI-15  
Advance File (Diskette), XII-3(D)

Agriculture Specialty Publications and 1987 Public Use Files on CD-ROM, XV-12  
Final File County, XII-16  
Final File State, XII-17  
Government Payments and Market Value of Agricultural Products Sold, XIV-24(D)  
ZIP Code Tabulations, XIV-8(D)  
Agriculture by ZIP Code, XV-17

Agriculture, Census of 1992  
File on CD-ROM, XVII-48  
Final County File, XVII-4  
Final State File, XVII-15

Agriculture, Surveys of 1988  
Agricultural Economics and Land Ownership Survey, XIV-2  
Farm and Ranch Irrigation Survey on Diskette, XIII-37(D)

### (16.3)

#### ECONOMIC CENSUSES

City Reference File, 1987, XI-7  
Construction Industries, Census of 1987 Area and Industry Series, XIV-58  
Economic Censuses, 1987, on CD-ROM  
Census of Manufactures, Preliminary U.S. Summary, XIII-16  
Census of Retail Trade, ZIP Code, XIII-25  
Census of Service Industries, ZIP Code, XIII-26  
Census of Transportation, Geographic Area Series, XIII-17  
Economic Censuses, (1987) XIII-48  
Volume I Series, Release 1B on CD-ROM (1987), XIII-28  
Volume 1 Series, Release 1C on CD-ROM (1987), XIV-11  
ZIP Code Files, Volume 2A on CD-ROM (1987), XIII-24

Survey of Minority-Owned Business Enterprises on CD-ROM (1987): Black, XIV-62

Survey of Women-Owned Businesses on CD-ROM (1987), XIV-59

Manufactures, Census of 1987  
Exports from Manufacturing Establishments, Analytical Report Series, XIV-57  
Geographic Area Series, XIV-54  
Industry Series, XIV-56  
Location of Manufacturing Plants, XIV-55  
Location of Manufacturing Plants by ZIP Code, XV-16  
Preliminary U.S. Summary (CD-ROM), XIII-16

Retail Trade, Census of 1987  
Establishment and Firm Size, XIII-43  
Establishment and Firm Size on CD-ROM, XIV-13  
Geographic Area Series with U.S. Summary, XII-49  
Merchandise Line Sales on CD-ROM, XIV-16  
Nonemployer Statistics, XIII-18  
Nonemployer Statistics on CD-ROM, XIV-18  
ZIP Code, XV-14  
ZIP Code Files, XIII-36  
ZIP Code Files on CD-ROM, XIII-25

Retail Sales and Inventories (Monthly) (Diskette), XIV-33(D)

Service Industries, Census of 1987  
Establishment and Firm Size on CD-ROM, XIV-14  
Geographic Area Series with U.S. Summary, XII-51  
Nonemployer Statistics, XIV-4  
Nonemployer Statistics on CD-ROM, XIV-15  
Service Industries by ZIP Code, XV-15  
ZIP Code Files on CD-ROM, XIII-26

Wholesale Trade, Census of 1987  
Establishment and Firm Size on CD-ROM, XIV-17  
Geographic Area Series with U.S. Summary, XII-50  
Volume 1 Series Release 1D (1987), XIV-53

ZIP Code Files (1987), XIII-36

ZIP Code Statistics, Release 2B, XV-13

### (16.4)

#### ECONOMIC SURVEYS

Building Permits Survey, XVI-50  
County Business Patterns  
1990 and 1991 on CD-ROM, XVI-77  
1991 (Tape), XVI-74  
1992 (Tape), XVII-50  
1984-1991 Diskette Extract, XVII-7

### (16.45)

#### FOREIGN TRADE

U.S. Exports and Imports of Merchandise on CD-ROM, XVII-33

U.S. Exports History: Historical Summary 1989-1992 on CD-ROM, XVI-44

U.S. Imports History: Historical Summary 1989-1992 on CD-ROM, XVI-45

### (16.5)

#### GEOGRAPHY

1970 Pre-1980 Tract Relationships, Population and Housing, 1980, IV-27

1980-1970 Tract Comparability File, VI-32

City Reference File, 1987, XI-7

Congressional District Boundary File (98th Congress) (1980), VI-11

Congressional District Equivalency File (98th Congress) (1980), VI-41

Congressional District Equivalency File (99th Congress) (1980), VIII-16

Congressional District Equivalency File (100th Congress) (1980), X-5

Congressional District Block Equivalency File (103rd Congress) (1990), XVI-8

Congressional District Geographic Entity File (103rd Congress) (1990), XVI-9

Contiguous County File (1991), XV-21

County and MCD by Zip Code (1979), IV-42

County Boundary File, 1980, V-21

GBF/DIME Files, 1980, VI-35

Geographic Identification Code Scheme (1980), VI-7

Geographic Reference File, Names (Precensus Version) (1990), XIII-6

Geographic Reference File, Names (Census Version) (1990), XIV-28

Geographic Reference File, Names (Initial Voting District Codes) (1990), XIV-3

Map Index File, V-18

Map Inventory 1980 (Diskette File), IX-28(D)  
 Map Sheet Corner Coordinate File, XII-54  
 Master Area Reference File (MARF), Census of Population and Housing, 1980  
   1978 Richmond Dress Rehearsal, IV-9  
   1980 (MARF-1), IV-33  
   1980 (MARF-1) Puerto Rico, VII-4  
   1980 (MARF-2), VI-52  
   1980 (MARF-2) Puerto Rico, VII-39  
   1980 (MARF-3, 4, 5), VI-52A  
 Neighborhood Equivalency File (1980), VI-47  
 Postcensus Local Review Map Sheet Corner Coordinate File (1990), XIII-50  
 Public-Use Microdata Samples County Group Equivalency File (1980), VI-24  
 1990 TIGER/Census Tract Comparability File, XV-20  
 1990 TIGER/Census Tract Street Index File (Version 1), XV-18  
 TIGER/Geographic Name File, 1992, XVI-47  
 TIGER/Line Census Files, 1990, XIV-20  
 1990 TIGER/Line Census Files Supplemental CD-ROM, XVI-4  
 1990 TIGER/Line Census Files, UA Limit CD-ROM, XV-33  
 TIGER/Line File: Boone County, Missouri, 1988, XI-2  
 TIGER/Line File: Prototype Files, 1990, XII-15  
 TIGER/Line 1990 Census Tract/Block Numbering Area File, XVII-32  
 TIGER/Line 1990 County Files, XVI-71  
 TIGER/Line 103rd Congressional District File, XVI-48  
 TIGER/Line PreCensus Files on CD-ROM, 1990, XIII-1  
 TIGER/Map Sheet Corner Point Coordinate File (1990 Census Version), XIV-31

**(16.6)****GOVERNMENTS**

Census of Governments, 1987  
   Directory of Governments File, XI-3  
   Employee-Retirement Systems (File E), XIV-60  
   Employment Statistics, XIV-50  
   Finances of Public School Systems-File D, XIII-13  
   Finance Statistics (GC87), XIII-39  
   Government Organization File, XII-47  
 Consolidated Federal Funds Report (CFFR) on CD-ROM, Fiscal Year 1983-1992, XVII-6  
 Consolidated Federal Funds Report (CFFR) on CD-ROM, Fiscal Year 1984-1993, XVII-41  
 Survey of Governments, 1991  
   Annual Finance Statistics, XVII-42  
   Education Finance (91SCH-File C), XVII-10

**(16.7)****HOUSING, EXCEPT CENSUS**

New York City Housing and Vacancy Survey, 1993, XVII-14  
 New York City Housing and Vacancy Longitudinal Survey, 1993, XVII-40

**(16.8)****POPULATION, EXCEPT CENSUS**

Current Population Survey

1991  
   March (Annual Demographic File) 1991-1993 on CD-ROM, XVI, 76  
 1992  
   June 1992 (Fertility and Birth Expectations), XVI-59  
   September (Tobacco Use Supplement), XVII-17  
   October (School Enrollment), XVII-18  
   November (Voting and Registration), XVI-79  
 1993  
   January (Tobacco Use Supplement), XVII-27  
   March (Annual Demographic File), XVI-66  
   April (Survey of Employee Benefits), XVII-35  
   May (Tobacco Use Supplement), XVII-26  
   July (Telephone Availability), XVII-11  
   October (School Enrollment), XVII-22  
   November (Telephone Availability), XVII-24  
 1994  
   March (Annual Demographic File), XVII-51  
 Survey of Income and Program Participation (SIPP)  
   1989 Panel, Wave 3, Core and Topical Module File, XVI-54  
   1990 Panel, Waves 1-8 Full Panel Microdata File on CD-ROM, XVI-70  
   1990 Panel, Waves 1-8 Longitudinal Microdata File, XVI-63 (Reprint)  
   1990 Panel, Wave 8, Topical Module Microdata Research File, XVI-67  
   1991 Panel, Wave 5, Topical Module Microdata File, XVI-62  
   1991 Panel, Wave 5, Topical Module Microdata Research File, XVI-69  
   1991 Panel, Wave 6, Core Microdata File, XVII-1  
   1991 Panel, Wave 6, Topical Module Microdata File, XVII-28  
   1991 Panel, Wave 7, Core Microdata File, XVII-13  
   1991 Panel, Wave 7, Topical Module Microdata File, XVII-43  
   1991 Panel, Wave 8, Core Microdata File, XVII-19  
   1991 Panel, Wave 8, Topical Module Microdata Research File, XVII-75  
   1991 Panel, Wave 1, Topical Module Microdata File, XVII-29  
   1992 Panel, Wave 2, Topical Module Microdata File, XVII-30  
   1992 Panel, Wave 3, Topical Module Microdata File, XVII-31  
   1992 Panel, Wave 4, Topical Module Microdata File, XVII-44  
   1992 Panel, Waves 1, 2, and 3 Core Microdata Files, XVII-25  
   1992 Panel, Waves 4, 5, 6, and 7 Core Microdata Files, Volume II, XVII-34  
   1993 Panel, Wave 1, Core Microdata File, XVII-36  
   1993 Panel, Wave 1, Topical Module Microdata File, XVII-49  
   1993 Panel, Wave 2, Core Microdata File, XVII-45

**(16.9)****POPULATION AND HOUSING, CENSUS****Public Use Microdata Sample (PUMS)**

1980 PUMS, VI-26c  
 1980 PUMS American Indian Supplementary Questionnaire, IX-22  
 1980 PUMS County Group Equivalency File, VI-24  
 1980 PUMS Puerto Rico, IX-11  
 1980 PUMS Puerto Rico, XVI-60  
 Richmond Test Tapes - Dress Rehearsal (1980)  
   Master Area Reference File (MARF), IV-9  
 1980 Census  
   1980-1970 Tract Comparability File, VI-32  
   Alphabetical Index of Occupations and Industries (PHC80-R-3), X-7  
   Congressional District Boundary File (98th Congress), VI-11  
   Congressional District Equivalency File (98th Congress), VI-41  
   Congressional District Equivalency File (99th Congress), VIII-16  
   Congressional District Equivalency File (100th Congress), X-5  
   County and MCD by Zip Code, IV-42  
   County Boundary File, V-21  
   County Migration by Selected Characteristics, 1975-1980, VIII-33  
   County Population by Age, Sex, Race, and Spanish Origin (Preliminary OMB-Consistent Modified Race), VI-29  
   County Population by Age, Sex, Race, and Spanish Origin, VI-1  
   County to County Migration Flows, VII-43  
   Equal Employment Opportunity Special File, VI-9  
   Equal Employment Opportunity Special File, Microfiche, VII-3(M)  
   Equal Employment Opportunity Special File, Puerto Rico, VI-23  
   Foreign-Born Population in the U.S. - Microfiche, VIII-20(M)  
   Geographic Identification Code Scheme, VI-7  
   Group Quarters Population by Age, Sex, Race, and Spanish Origin, VI-15  
   Intercounty Migrant File, IX-1  
   Journey to Work, VIII-36  
   Map Index File, V-18  
   Map Inventory, 1980 Diskette File, IX-28(D)  
   Master Area Reference File (MARF-1), IV-33  
   Master Area Reference File (MARF-1) Puerto Rico, VII-4  
   Master Area Reference File (MARF-2), VI-52  
   Master Area Reference File (MARF-2) Puerto Rico, VII-39  
   Master Area Reference File (MARF-3, 4, 5), VI-52A  
   Neighborhood Equivalency File, VI-47  
   Number of Workers by County of Residence by County of Work, VII-14  
   Occupation by Industry, VIII-38  
   P.L. 94-171 Population Counts, IV-8  
   Persons and Housing Unit Counts for Tracts and Minor Civil Divisions, IV-26  
   Residential Finance Survey, 1981 Microdata File, VII-1

- Spanish Surname List, XVII-5
- Special Tabulation for the Dept. of Defense, VII-49
- Summary Tape File: American Indian Supplemental Questionnaire, IX-58
- Summary Tape File 1, IV-22
- Summary Tape File 1A Microfiche, IV-39(M)
- Summary Tape File 1D (Congressional Districts), V-7
- Summary Tape File 1G (Neighborhood Statistics), VI-30
- Summary Tape File 1G Puerto Rico (Neighborhood Statistics), IX-55
- Summary Tape File 1H (Congressional Districts of the 99th Congress), VIII-10
- Summary Tape File 2, IV-35
- Summary Tape File 2, Puerto Rico, VII-6
- Summary Tape File 3, V-15
- Summary Tape File 3, Outlying Areas, VII-40
- Summary Tape File 3A, Puerto Rico, VII-5
- Summary Tape File 3A, Puerto Rico (Microfiche), VII-26(M)
- Summary Tape File 3G (Neighborhood Statistics), VI-40
- Summary Tape File 3G, Puerto Rico (Neighborhood Statistics), IX-37
- Summary Tape File 3H (Congressional Districts of the 99th Congress), VIII-11
- Summary Tape File 4, VI-48
- Summary Tape File 4, Puerto Rico, VII-53
- Summary Tape File 5, VII-2
- Summary Tape File 5, Puerto Rico, VIII-15
- 1990 Census
- Central Los Angeles County 1986 Test Census Public Law 94-171, X-13
- Equal Employment Opportunity (EEO) File, XV-34
- Equal Employment Opportunity (EEO) File (Puerto Rico), XVI-12
- Equal Employment Opportunity (EEO) File (Virgin Islands of the United States), XVI-30
- Equal Employment Opportunity (EEO) File on CD-ROM, XV-48
- Equal Employment Opportunity (EEO) Supplemental Tabulations File, XVI-22
- Equal Employment Opportunity (EEO) Supplemental Tabulations File, Part 2, XVI-57
- Modified Age/Race, Sex and Hispanic Origin (MARS) File (STF-S-2), XV-45
- Modified Age/Race, Sex and Hispanic Origin (MARS) File (STF-S-4), XV-46
- Modified Age/Race, Sex and Hispanic Origin (MARS) State and County, XV-22
- P.L. 94-171 Data (CD-ROM), XIV-10
- P.L. 94-171 Data (Name of State), XIV-1
- Population and Housing Units Counts (STF-S-1), XIV-26
- Postcensus Local Review Summary Data, XIII-23
- Public Use Microdata Samples—Puerto Rico, XVI-60
- Puerto Rico Redistricting Data, XIV-32
- Puerto Rico Redistricting Data on CD-ROM, XV-8
- 1991 Residential Finance Survey, XVII-2 (Revised)
- St. Louis City, East Central Missouri, and Eastern Washington Summary Tape File 1A, 1988 Dress Rehearsal Census, XIII-15
- Special Tabulation Program (STP) 14, Special Tabulation on Aging Tape File, XVII-8
- Special Tabulation Program (STP) 14, Special Tabulation on Aging on CD-ROM, XVII-16
- Special Tabulation (STP) 19, HUD 1990 Block Grant Program, Block-Group Level File, XVI-72
- Special Tabulation (STP) 19, HUD 1990 Block Grant Program, Block-Group Level File (Puerto Rico), XVI-73
- Subject Summary Tape File (SSTF)
- SSTF 3, Persons of Hispanic Origin in the United States, XVI-51
- SSTF 4, Characteristics of Adults with Work Disabilities, Mobility Limitations, or Self-Care Limitations, XVII-38
- SSTF 5, The Asian and Pacific Islander Population in the United States, XVI-52
- SSTF 6, Education in the United States, XVI-55
- SSTF 7, Metropolitan Housing Characteristics, XVI-68
- SSTF 9, Housing Characteristics of New Units, XVI-78
- SSTF 10, Mobile Homes, XVII-3
- SSTF 12, Employment Status, Work Experience, and Veteran Status, XVII-21
- SSTF 16, Fertility, XVII-23
- SSTF 18, Condominium Housing, XVII-9
- SSTF 20, Journey to Work in the United States, XVII-12
- SSTF 22, Earnings by Occupation and Education, XVII-37
- Summary Tape File User-Defined Areas Program (UDAP), XVI-7
- Summary Tape File 1, XIV-22
- Summary Tape File 1 (Pacific Outlying Areas), XV-35
- Summary Tape File 1 (Puerto Rico), XIV-38
- Summary Tape File 1 (Virgin Islands of the United States), XIV-64
- Summary Tape File 1 on CD-ROM (Name of State), XV-4
- Summary Tape File 1 on CD-ROM (Puerto Rico), XV-9
- Summary Tape File 1A Dress Rehearsal: 1988, XIII-15
- Summary Tape File 1B Extract on CD-ROM (Name of State), XIV-75 (Revised)
- Summary Tape File 2, XIV-51
- Summary Tape File 2 (Puerto Rico), XV-26
- Summary Tape File 2 (Virgin Islands of the United States), XV-31
- Summary Tape File 3, XV-32
- Summary Tape File 3, XIV-73 (Revised)
- Summary Tape File 3 (Pacific Outlying Areas), XV-43
- Summary Tape File 3 (Puerto Rico), XVI-5
- Summary Tape File 3 on CD-ROM (Puerto Rico), XVI-75
- Summary Tape File 3 (Virgin Islands of the United States), XVI-28
- Summary Tape File 4, XVI-13
- Summary Tape File 4 (Puerto Rico), XVI-56
- Summary Tape File 4 (Virgin Islands of the United States), XVI-65
- Summary Tape File 420, Place of Work, 20 Destinations File, XVI-27
- Summary Tape File 420, Place of Work, 20 Destinations File (Puerto Rico), XVI-49
- Summary Tape File S-5, Number of Workers by County of Residence, by County of Work, XVI-10

**(16.93)****TRANSPORTATION**

Census of Transportation, 1987

Geographic Area Series (CD-ROM), XIII-17

Geographic Area Series, XIII-11

Truck Inventory and Use Survey, XIII-34

***Economic census information***

See references to reports and data files with this information in the Economic Census section and figures 3A and 3B of this chapter.

***Effectiveness of Quality Assurance***

See abstract number 1649 in the 1990 Census chapter.

***Factfinder for the Nation***

See abstract number 76 in this chapter.

***Federal Assistance Award Data System Users' Guide for Federal Fiscal Year***

See abstract number 739 in the Governments chapter.

***Finders' Guide to Census Tract Reports***

See number 1 in list for abstract number 1603 in the 1990 Census chapter.

***Gender and Generation in the World's Labor Force (Wall Chart)***

See abstract number 828 in the International chapter.

***Geographic Identification Code Scheme (CD-GICS) (CD-ROM)***

See abstract number 630.7 in the Geography chapter cited TIGER/GICS.

***Geographic Mobility***

See abstract number 1208.5 in the Population chapter.

***A Guide to State and Local Census Geography***

See number 18 in list in abstract number 1659.7 in the 1990 Census chapter.

***Guide to the 1992 Census of Agriculture and Related Statistics***

See abstract number 122 in the Agriculture chapter.

***Guide to the 1990 Census***

See abstract number 1653.6 in the 1990 Census chapter.

***Historical Statistics of the United States, Colonial Times to 1970 (a Statistical Abstract supplement)***

See abstract number 83 in this chapter.

**Industry and Product Classification Manual (SIC Basis) (EC-92-R-3)**

See abstract number 2.2 in this chapter.

**International Concordance Between the Industrial Classifications of the United Nations (ISIC REV 3) and Canada (1980 SIC), the European Union (NACE REV 1), the United States (1987 SIC)**

See abstract number 803 in the International chapter.

**International Data Base...(User Guide)**

See abstract number 835 in the International chapter.

**International Programs Center Staff Papers**

See abstract number 845 in the International chapter.

**Introduction to the 1990 Census Products**

See abstract number 1660 in the 1990 Census chapter.

**Introduction to the 1992 Economic Census**

See abstract number 1.2 in this chapter.

**Manufacturing and Trade: Inventories and Sales**

See abstract number 84 in this chapter.

**Maps and More: Your Guide to Census Bureau Geography**

See abstract number 605 in the Geography chapter.

**Measuring the Effect of Benefits and Taxes on Income and Poverty**

See abstract number 1357 in the Population chapter.

**Minutes and Reports of Committee Recommendations: Advisory Committees of the American Economic Association, American Marketing Association, American Statistical Association, and on Population Statistics**

See note in abstract number 6.2 in this chapter.

**Minutes and Reports of Committee Recommendations: Census Advisory Committee on Agriculture Statistics**

See abstract number 124 in the Agriculture chapter.

**Minutes and Reports of Committee Recommendations: 1990 Census Advisory Committees on the American Indian and Alaska Native Populations, on the Asian and Pacific Islander Populations, on the Black Population, and on the Hispanic Population**

See note in abstract number 6.3 in this chapter.

**Minutes and Reports of Professional Advisory Committees**

See note in abstract number 6.2 in this chapter.

**Minutes and Reports of Race and Ethnic Advisory Committees**

See abstract number 6.3 in this chapter.



**New! (44)**

**Monthly Product Announcement**

Frequency of issue—Monthly.

**Subject content**—Lists all of the Census Bureau's publications, microfiche, maps, technical documentation, and data files (tapes, microcomputer diskettes, and compact discs—CD-ROM's) that became available during a month. Ordering information (number of pages, number of discs, cost, and the like) and sometimes a brief description of the product's contents accompany each entry.

Some data products that are expected to become available within the next few weeks are identified. In addition, forms for ordering products and occasional articles on new services or product lines are included. (See also *Census and You*.)

**NOTE**—While this series describes only selected data products (merely listing the others), it provides the principal means of updating information in the current *Census Catalog and Guide*.

*Pages vary. Monthly. Free (subscription or individual copies).*

*Order from Customer Services. Not available on microfiche. Alternatively, the Monthly Product Announcement and the Daily List (abstract number 15.5) can be accessed online through CENDATA and via Internet and the Census/BEA Electronic Forum (for information, see page 2).*

**New! (45)**

**National Clearinghouse for Census Data Services Address List**

**Subject content**—Lists, by State, all registrants in the National Clearinghouse for Census Data Services indicating name, address, and telephone number. These are private organizations that, for a fee, can assist users of Census Bureau data (such as the 1990 summary tape files) and other information. For example, among a variety of services, some firms provide tape copies, printouts, and extracts of those data. For each organization, the list notes the services provided. The report also lists industry newsletters and journals.

**NOTE**—This report is available in full or in part online (through CENDATA, see page 2).

For services offered to users of the Census Bureau's geographic data base, see also *TIGER Resource List*, abstract number 642 in the Geography chapter.

*Pages vary. Issued periodically. Free. Available from Special Information Products Staff, Data User Services Division, Bureau of the Census, Washington, DC 20233; 301-457-1242. Not available on microfiche.*

**1990 Census: Guide**

See abstract number 1653.6 in the 1990 Census chapter.

**1990 Census: History**

See abstract number 1653.8 in the 1990 Census chapter.

**1990 Census: Informational Brochures (1990 CPH-1)**

See abstract number 1659.7 in the 1990 Census chapter.

**1990 Census: Questionnaire**

See abstract number 1663 in the 1990 Census chapter.

**1990 Census Advisory Committees**

See abstract numbers 6.2 and 6.3 in this chapter.

**1990 Census: Guide**

See abstract number 1653.6 in the 1990 Census chapter.

**1990 Census: History**

See abstract number 1653.8 in the 1990 Census chapter.

**1990 Census of Population and Housing: Tabulation and Publication Program**

See abstract number 1661.5 in the 1990 Census chapter.

**1990 Questionnaire and Other Public-Use Forms**

See abstract number 1656 and 1663 in the 1990 Census chapter.

**The 1992 Census of Agriculture**

See figures 3A and 3B in this chapter and abstract number 120, 122, 124, and 126 in the Agriculture chapter.

**1992 Economic Census**

See abstract numbers 1.2, 1.35, 1.4, and 2.2 and figures 3A and 3B in this chapter.

**Numerical List of Manufactured and Mineral Products (MC92-R-1, 1992 Census of Manufactures and Census of Mineral Industries)**

See abstract number 901 in the Manufacturing and Mineral Industries chapter.

**Official 1990 U.S. Census Form**

See abstract numbers 1656 and 1663 in the 1990 Census chapter.

**Plant and Equipment Expenditures: Unpublished Data**


See abstract number 85.8 in this chapter.

**Population and housing census information**

See references to reports with this information under some "census" titles. Also, see listed alphabetically as if spelled out, with the letter "n" for 1990.

**Population and Housing...Census Tract/Block Numbering Area Outline Maps**

See abstract number 1603 in the 1990 Census chapter.

**New! (52) ****Product Profile Series (PP-1)**

*Subject content*—Presents, in a series of brief pamphlets, descriptions of data products. Each profile describes the content and geography of a file. The pamphlet includes key definitions, describes the media and their requirements, and may cite short quotations from users about their experiences with the product. Some profiles have charts showing the subject or geographic coverage in the media and also tables, graphs, or maps based on the data in the product. All come with complete ordering information for the data files they describe.

*A series of pamphlets in progress. Pages vary. Single copies free. Contact Customer Services for ordering information. Not available on microfiche.*

*No. 1. Summary Tape File (STF) 3. 13 pp. Published 1992.*

*No. 2. 1987 Economic Censuses on CD-ROM. 2 pp. Published 1992.*

*No. 3. 1990 Census EEO File. 4 pp. Published 1992.*

*No. 4. 1990 Census of Population and Housing Printouts. 6 pp. Published 1993.*

*No. 5. 1990 Public Use Microdata Samples (PUMS). 8 pp. Published 1993.*

*No. 6. 1992 TIGER/Line Files. 4 pp. Published 1993.*

*No. 7. Statistical Abstract of the United States. 4 pp. Published 1994.*

*No. 8. Summary Tape File (STF) 4: America's Diversity in Detail. 16 pp. Published 1994.*

*No. 9. Special Tabulation on Aging (STF14). 19 pp. Published 1994.*

*No. 11. 1992 Census of Agriculture—Data for States and Counties. 4 pp. Published 1994.*

**Programs to Improve Coverage in the 1990 Census**

See abstract number 1651 in the 1990 Census chapter.

**PUMS: US: 5-percent and 1-percent Geographic Equivalency Files**

See abstract number 1706.6 in the 1990 Census chapter.

**Quarterly Financial Report for Manufacturing, Mining, and Trade Corporations**

See abstract numbers 86 and 87 in this chapter.

**Quarterly Financial Report for Manufacturing, Mining, and Trade Corporations File**


See abstract number 87 in this chapter.

**Questionnaire, Official 1990 U.S. Census Form**

See abstract numbers 1656 and 1663 in the 1990 Census chapter.

**Race and Ethnic Advisory Committees**

See abstract number 6.3 in this chapter.

**New! (57.5) ****Research Conference: Annual Proceedings**

*Subject content*—Consists of papers presented at each of a series of conferences. The proceedings cover the full record of

the conference—invited speeches and papers; formal discussions; and (in full or in summary) the floor discussions. Over the years the contents have spanned such varied topics as automation and estimation, computing and confidentiality, quality and analysis, and statistical standards at the Census Bureau. Participants represent private and public sectors; supporters include the National Science Foundation and the American Statistical Association/Census Research Fellowship Program.

*A series of reports in progress. Pages and prices vary. Unless otherwise indicated, contact Customer Services for the latest ordering information. Not available on microfiche.*

*1993 Annual Research Conference, Arlington, Virginia: March 21-24, 1993. 819 pp. Published 1994. Single copies free. Available from Maxine Anderson-Brown, 301-763-1150.*

**Residents of Farms and Rural Areas**

See abstract number 1208 in the Population chapter

**Schedule B—Statistical Classification...**

See abstract number 562.5 and 562.6 in the Foreign Trade chapter. (Other schedules follow.)

**Seasonal Adjustment Software**

See X-11.2 and X11-Q.2 *Seasonal Adjustment Software*, abstract number 77.5 in this chapter.

**The Shipper's Export Declaration: Why, What, Where, and When: Video Tape (in English or Spanish)**

See abstract number 501.4 in the Foreign Trade chapter.

**Special Tabulations Program Brochure (for 1990 Census)**

See abstract number 1661.3 in the 1990 Census chapter.

**Standardization and Decomposition of Rates: A User's Manual**



See abstract number 1266 in the Population chapter.

**State and Metropolitan Area Data Book: (Year) (a Statistical Abstract supplement)**

See abstract numbers 88 and 89 in this chapter.

**State and Metropolitan Area Data Book: (Year) File on Diskettes**

See abstract number 89 in this chapter.

**New! (63)**  **State Data Center Program Coordinating Organizations (Includes Business and Industry Data Center Components)**

*Subject content*—Lists, by State, the names, addresses, and telephone numbers of the coordinating agencies of the State Data Center/Business and Industry Data Center Program. Reflecting the cooperation of the Census Bureau and the States, this program, established in 1977, supplies information and data to the public through a network of State agencies, universities, chambers of commerce, and libraries and through regional and local governments.

**NOTE**—This listing is also part of the Data Information Centers list in appendix B of this Catalog. However, the list in the Catalog includes the many affiliates in addition to the lead and coordinating agencies in the publication described above in the “subject content,” which also is available in full or in part online (through CEN-DATA, see page 2).



*Pages vary. Issued periodically. Free. Available from State and Regional Programs Branch, Data User Services Division, Bureau of the Census, Washington, DC 20233. Not available on microfiche.*

**Statistical Abstract of the United States**

See abstract number 90 in this chapter.

**Statistical Brief**

See abstract number 90.5 in this chapter.

**New! (68)**  **Statistics Aren't Static: A 1992 Statistical Abstract Teaching Supplement for Grades 5-12**

*Subject content*—Suggests classroom activities based on statistical tables derived from the *Statistical Abstract of the United States*. Classroom activities feature lessons in mathematics, the environment, and geography, and include instruction in economics and in American history and government. The guide also defines terms used in demographic, social, and economic statistics.

**NOTE**—This publication describes a number of other teaching aids (in abstract numbers 3 and 8, for example) as well as products related to the *Statistical Abstract* (as in 90).

*28 pp. 1993. Single copies free. Contact Customer Services for the latest ordering information. Also available on microfiche from Customer Services.*

**Strength in Numbers**


See abstract number 1664 in the 1990 Census chapter.

**Survey of Income and Program Participation Working Papers**

See abstract number 1482 in the Population chapter.

**Tabulation and Publication Program**

See abstract number 1661.5 in the 1990 Census chapter.

**New! (69)** **Survey Abstracts (Demographic Surveys Division, Bureau of the Census)**

*Frequency of issue*—Semiannual.



*Subject content*—Provides brief descriptions of surveys conducted by the Census Bureau's Demographic Surveys Division. Covering a variety of subjects, many of the surveys are conducted for other Federal agencies.

The descriptions note only the aims and methods of the studies, not the findings. This publication contains no statistics.

*A series of reports available in photocopy format. Pages vary. 1976-. Single issues free. Contact Demographic Surveys Division, Room 3324-3, Bureau of the Census, Washington DC 20233. Not available on microfiche.*

**Taking Care of Business: A Guide to Census Bureau Data for Small Businesses**

See abstract number 200.2 in the Business chapter.

**New! (70)**  **Technical Paper No. 62: Americans Overseas in U.S. Censuses**



*Subject content*—Presents a detailed historical record of how Americans living overseas have been counted in the censuses since first noted in 1830. The report traces variations in tabulating them from decade to decade.

The text and charts show whether they were counted and who was included. Counts have covered, for instance, military personnel—such as those on ships, civilian Federal employees, and their dependents. Occasionally, private citizens were also included. In some instances, the counts, assigned to “home States,” have been used for apportionment, though not for drawing legislative districts.

In addition to legislative and statistical considerations, the report notes other concerns (such as the presence of military conflicts) that have influenced decisions on counting people overseas. The censuses have relied on administrative records, direct enumeration, or both, with the focus on the number of persons rather than their characteristics.

79 pp. 1994. \$5.50

Contact Customer Services for the latest ordering information. Also available on microfiche from Customer Services.

**New! (72)**  **Telephone Contacts, Bureau of the Census**

*Subject content*—Lists dozens of names and telephone numbers of Census Bureau specialists in demographic and economic statistics, geography, statistical research, and user services.

**NOTE**—A recent update of this information appears as “Census Bureau—Washington” in appendix B of this Catalog. This report is available in full or in part online (through CEN-DATA and the Electronic Forum, see page 2).

*Pages vary. Issued periodically. Free. Order from Customer Services. Not available on microfiche.*

**TIGER information**

See files and reports with this information in abstract numbers 617 through 646 in the Geography chapter.

**Trade and Employment**

See abstract number 91 in this chapter.

**(74)**  **200 Years of U.S. Census Taking: Population and Housing Questions, 1790-1990**

*Subject content*—Gives the historical background of the United States population and housing enumeration from the first count in 1790 through the census of 1990. The report describes evolving procedures for collecting and tabulating data. It also shows the principal data collection forms for 1790 through 1990. In addition, it identifies by State and year (from 1850 to 1885) the sources for mortality schedules. The report

also includes a bibliography and a guide to census schedules and questionnaires now available to the public.

116 pp. 1989. \$6.

Contact Customer Services for the latest ordering information. Also available on microfiche from Customer Services.

**USA Statistics in Brief: (Year) (a Statistical Abstract supplement)**

See abstract number 92 in this chapter.

**(76)**  

**U.S. Bureau of the Census—Factfinder for the Nation (CFF 1 to 22)**

*Subject content*—Describes, in a series of brochures, the range of Census Bureau materials available on a given subject and suggests some of their uses. Extensive extracts from some *Factfinders* have been incorporated into Catalog/Guide chapter introductions.

*Factfinders* are published on an irregular basis as topical brochures that may be used individually, in groupings of related topics, or as a complete series. Individual brochures are revised from time to time.

NOTE—Previous Catalogs cite number 22 as *Data for Small Communities*.

A series of 22 reports. Pages and prices vary. Single copies free. Order from Customer Services. Also available on microfiche.

No. 1. (Rev.) *Statistics on Race and Ethnicity*. 6 pp. 1991. 40¢.

No. 2. (Rev.) *Availability of Census Records About Individuals*. 4 pp. 1991. 25¢.

No. 3. (Rev.) *Agricultural Statistics*. 4 pp. 1989. 25¢.

No. 4. (Rev.) *History and Organization*. 12 pp. 1989. 40¢.

No. 5. (Rev.) *Reference Sources*. 8 pp. 1992. 40¢.

No. 6. (Rev.) *Housing Statistics*. 6 pp. 1991. 40¢.

No. 7. (Rev.) *Population Statistics*. 6 pp. 1991. 40¢.

No. 8. (Rev.) *Census Geography—Concepts and Products*. 8 pp. 1991. 40¢.

No. 9. (Rev.) *Construction Statistics*. 4 pp. 1989. 25¢.

No. 10. (Rev.) *Retail Trade Statistics*. 4 pp. 1989. 25¢.

No. 11. (Rev.) *Wholesale Trade Statistics*. 4 pp. 1989. 25¢.

No. 12. (Rev.) *Statistics on Service Industries*. 4 pp. 1989. 25¢.

No. 13. (Rev.) *Transportation Statistics*. 4 pp. 1989. 25¢.

No. 14. *Foreign Trade Statistics*. 4 pp. 1990. 25¢.

No. 15. (Rev.) *Statistics on Manufactures*. 4 pp. 1990. 25¢.

No. 16. (Rev.) *Statistics on Mineral Industries*. 4 pp. 1990. 25¢.

No. 17. *Statistics on Governments*. 4 pp. 1990. 25¢.

No. 18. (Rev.) *Census Bureau Programs and Products*. 24 pp. 1990. \$1.

No. 19. *Enterprise Statistics*. 4 pp. 1991. 25¢.

No. 20. *Energy and Conservation Statistics*. 4 pp. 1991. 25¢.

No. 21. *International Programs*. 4 pp. 1991. 25¢.

No. 22. (Rev.) *Data for Communities*. 12 pp. 1991. 75¢. (Census Numbers for Congregations will be sent free with item 22 if requested.)

**U.S. Exports Commodity Classification CD-ROM User's Guide**

See abstract number 501.6 in the Foreign Trade chapter.

**U.S. Merchandise Trade...(Year) Index**

See abstract number 504.51 in the Foreign Trade chapter.

**We Asked. . .You Told Us**


See abstract 1624 in the 1990 Census chapter.

**What's Available From the Survey of Income and Program Participation**

See abstract number 1486 in the Population chapter.

**World Demographic Maps**

See abstract number 877 in the International chapter.

**(77.5)** 

**X-11.2 and X-11Q.2 Seasonal Adjustment Software**

*Cited in the 1993 Catalog.*

*Subject content*—Contains two seasonal adjustment programs that are based on the ratio-to-moving-average method. The programs develop a moving average smoothing of the original series as a preliminary estimate of the trend-cycle curve, compute ratios of the original series to the trend-cycle estimates to “detrend” the series, and estimate seasonal factors from these ratios. Both programs can adjust series that range from 3 to 30 years in length.

The X-11.2 program, which is used to adjust monthly series, carries out several iterations of the ratio-to-moving-average procedure with a variety of options to aid in adjusting series with special characteristics.

The X-11Q.2 program, which is used to adjust quarterly series, follows the same basic procedure as the X-11.2 program.

NOTE—Through a recent improvement, both programs include a “model-based” smoothing option.

*Reference materials*—Each order is accompanied, at no charge, by three documents: *Supplement to Census Technical Paper 15:*

*X-11.2: The Uses and Features of X-11.2 and X-11Q.2; X-11.2 Supplement: Namelist Variables for X-11.2 and X-11Q.2; and Sliding Spans Diagnostics for Seasonal and Related Adjustments.*

Four diskettes. Total, \$96.

These diskettes can be used only on IBM 386 PC or compatible microcomputers. Tabular and graphic displays require a printer with 132 column print mode with 17 characters per inch. The diskettes are issued in two versions. “Version 1” requires a microcomputer having a math coprocessor (8087, 80287, or 80387); “Version 2” may be used on a microcomputer without a math processor, but it is slower than “Version 1.”

Available from Customer Services.

**GENERAL STATISTICS**

This section includes data products that provide statistics rather than reference information. However, in some instances, data products elude classification. The *Census and You*, abstract number 6.7, for example, is a newsletter that describes programs. But it also carries key data such as “U.S. Statistics at a Glance,” a monthly update of the economic indicators. (They also appear in *CENDATA*, the Census Bureau’s online system, described in the Introduction to this book.) Also, conference papers, assumed to focus on programs and statistical methods, appear in the “General Reference” section of this chapter. Nevertheless, many papers include statistical tables.



Statistical products in this chapter are compendia, bringing together information from varied sources. These include various parts of the Census Bureau and (for some products) other government agencies and private organizations. Statistical products that stress the subjects of particular chapters—business, for example—as a rule, appear in those chapters.

Also, the Census Bureau issues a number of nonstandard products that sometimes feature statistics—35 mm slides, for example—listed in abstract number 3. One source of such products is the Training, Education, and Marketing Branch, Bureau of the Census, Washington, DC 20233-8300. For more information on sources of general statistics, see the introduction to this chapter.

For reports without statistics—telephone contact lists, for example—see the General Reference section of this chapter. Each section lists titles alphabetically.

**America's Racial and Ethnic Groups: Their Housing in the Early Nineties**

See abstract number 482.3 in the Construction and Housing chapter.

**New! (78.5)**  

**Annual Capital Expenditure: 1992 (ACE (92)-1)**

*Data time span*—1992.

*Geographic areas covered*—United States.

*Subject content*—Presents capital expenditures by private, nonfarm businesses for new and used structures and equipment. This annual report covers approximately 80 industries at the 2-digit and selected 3-digit Standard Industrial Classification (SIC) code level.

This report comes from a survey designed to improve the quality of monthly and quarterly economic indicators of investments and planned investments. Improvements in these measures will contribute to improved quarterly estimates of gross domestic product.

48 pp. 1994. \$3.




Contact Customer Services for the latest ordering information. Also available on microfiche from Customer Services.

**CENDATA™**

See abstract number 6 and page 2 of the introduction to this book for information on CENDATA, the Census Bureau's online system.

**Census information**

Many abstracts include data from the various censuses. See the Product Overview for a general orientation or select a more precise term from the Subject Index.

**New! (79)**  

**County and City Data Book: 1994 (a Statistical Abstract supplement)**

*Data time span*—1980 to 1992.

*Geographic areas covered*—United States, regions, divisions, States, counties, incorporated cities of 25,000 or more, and places of 2,500 or more.


*Subject content*—Brings together a variety of social and economic data from the Census Bureau and other sources. Tables cover population, age, money and personal income, and education, as well as housing ownership and value. The report also includes births, deaths, poverty, local government finance and employment, health care, and human services. In addition, tables show data on business, banking, climate, elections, and social programs.

The publication presents 220 data items for counties, States, and regions; 194 items for cities of 25,000 or more; and 3 items for places of 2,500 or more.

*GPO Stock No. 003-024-08753-7. 1105 pp. 1994. \$40. Alternatively, the publication is available for \$40 (plus a \$4 handling charge per order) with a delivery policy from 5 to 12 business days, and additional time for 1st class mailing, from National Technical Information Service (NTIS), 5285 Port Royal Road, Springfield, Virginia 22161, telephone (703) 487-4650. Cite Order No. PB94-140993AFY.*

*A special discount is available when this publication is ordered from NTIS at the same time as the Statistical Abstract of the United States: 1994. The total cost for the two books in hard cover is \$58, plus \$6 handling fee. For this special offer only, cite Order No. PB95-123972LKB.*

Contact Customer Services for the latest ordering information. Editions also available on microfiche from Customer Services.

**New! (80.5)** 


**County and City Data Book: 1994 (on CD-ROM)**

*Geographic areas covered and subject content*—A summary statistics file, similar to the report *County and City Data Book: 1994 (a Statistical Abstract supplement)*. See abstract number 79.

NOTE—For a CD-ROM with more county data, see abstract number 91.5.

*Reference materials*—Technical documentation is on the CD-ROM, not available separately.

*One compact disc (CD-ROM). \$150 per copy. Files are in dBase format. Requires Microsoft extensions 2.0 or higher; public domain software available through the Census bulletin board (see page 2). Order from Customer Services.*

**(82)** 

**County Statistics Tape File 4 (CO-STAT 4)**

*Data time span*—1960 to 1990.

*Geographic areas covered*—United States, States, and counties or county equivalents.

*Subject content*—Provides over 2,000 data items from the Bureau of the Census and other Federal agencies including the Bureau of Economic Analysis, the Bureau of Labor Statistics, and the Social Security Administration, as well as several private organizations such as the American Dental Association, the American Hospital Association, and the American Medical Association.

The file contains data for the following general areas: age, agriculture, banking, business, construction, crime, education, elections, government, health, households, housing, labor, land area, manufactures, money income, personal income, population, poverty, retail trade, service industries, social insurance and human services, veterans, vital statistics, and wholesale trade. Also included are two machine-readable lists of footnotes for the data items and a listing of the data dictionary.

*Reference materials*—*County Statistics File 4 (CO-STAT 4) Technical Documentation (CO-STAT 4)* contains descriptive information about the file and a record layout. One free copy accompanies each file order. When ordered separately, it is available for \$10 from Customer Services.

*Computer tape. Released 1992. \$175. Order from Customer Services. See Ordering Products section.*

**Daily List**

See abstract number 15.5 in this chapter.

**Gender and Generation in the World's Labor Force (Wall Chart)**

See abstract number 828 in the International chapter.

**Geographical Mobility**

See abstract number 1208.5 in the Population chapter.

**(83)**   

**Historical Statistics of the United States, Colonial Times to 1970 (a Statistical Abstract supplement)**

*Data time span*—1610 to 1970, with data for some of those years.

*Geographic areas covered*—Primarily the United States, with some data for regions, States, and areas of historic interest.

*Subject content*—Features, in a two-volume set, information updating and expanding the second edition, *Historical Statistics of the United States, Colonial Times to 1957*.

This bicentennial edition includes more than 12,500 time series, mostly annual, providing a statistical history of U.S. social, economic, political, and geographic development during periods from 1610 to 1970.

The series are organized in 24 chapters and 50 subchapters on such subjects as population, vital statistics, health, labor, prices, income, welfare, climate, agriculture, forestry, fisheries, minerals, construction, housing, manufactures, transportation, communications, energy, commerce, banking, and government, among others, plus a separate chapter devoted to colonial and pre-Federal statistics. Accompanying text cites sources; defines technical terms; and includes discussion of methodology, qualifications, and reliability of the data. Also included are a time-period index (indicating which time series begin within specified 10- or 20-year time segments) and a detailed alphabetical subject index.

Data later than 1970 are presented for many of the series in annual issues of the *Statistical Abstract of the United States*. A special historical appendix in each *Abstract*, beginning with the 1975 edition, links the historical series to specific *Abstract* tables.

NOTE—A free one-page correction sheet was issued for these volumes. Limited excerpts from this report are available from "Historical Statistics at a Glance" online through CENDATA, the Census Bureau's online data system. See page 2.

*GPO Stock No. 003-024-00120-9. 1,293 pp. (in two volumes). 1975; reprinted 1989 and 1992. \$68. Also available on microfiche from Customer Services.*

#### **Impact of HIV/AIDS on World Population**

See abstract number 832 in the International chapter.

#### **International Data Base...(User Guide)**

See abstract number 835 in the International chapter.

#### **New! (84)**

#### **Manufacturing and Trade: Inventories and Sales**

*Frequency of issue*—Monthly.

*Geographic areas covered*—United States.

*Subject content*—Provides monthly estimates of sales, inventories, and inventory/sales ratios for manufacturers, retailers, and merchant wholesalers. Also shown are retail inventory estimates by major kind-of-business categories.

NOTE—This report is available in full or in part online and via fax (through CENDATA and FastFax, see page 2). Also, note that this report is in the form of a press release.

*3 pp. Monthly. Annual subscription free from Customer Services. Not available on microfiche. Order by title; no code is needed. To obtain sample copies, contact*

*the Services Division, Bureau of the Census, Washington, DC 20233.*

#### **Monthly Product Announcement**

See abstract number 44 in this chapter.

#### **New! (85.8)**

#### **Plant and Equipment Expenditures: Unpublished Data**

*Frequency of issue*—(Quarterly and annual) Discontinued.

*Geographic areas covered*—United States.

*Subject content*—Provides statistics on expenditures for new plant and equipment in current dollars for private-nonfarm (SIC) groups 10 through 89 (with the exception of 88, Private Households) on an industry-enterprise basis. The statistics are presented in two data sets.

The detailed data set includes the following series: annual and quarterly, actual and planned, expenditures for plant and equipment combined; and annual expenditures for plant and for equipment. The beginning year for these series ranges from 1947 to 1955.

The summary data set includes: annual and quarterly estimates of expenditures for plant and equipment combined; and annual estimated expenditures for plant and for equipment, tabulated separately. These series begin with 1947.

NOTE—This series ceased with the 1994 second quarter data report, issued September 1994. Also issued as a press release, the data were previously available in full or in part via fax (through FastFax, see page 2). See also *Annual Capital Expenditure*, abstract number 78.5 in this chapter.

*The detailed data set is \$50, the summary is \$15, available on diskette or computer printout. (In diskette and printout form, the detailed data set automatically includes the summary data set for a total of \$50.) For further information, call Larry Blumberg, Manufacturing and Construction Division (301-763-5596).*

#### **Population Trends (PPT)**

See abstract number 860 in the International chapter.

## **Government Books & More!**

**Send for your free catalog**

Free Catalog  
Box 37000

Washington DC 20013-7000

#### **New! (86)**

#### **Quarterly Financial Report for Manufacturing, Mining, and Trade Corporations (QFR)**

*Frequency of issue*—Quarterly.

*Geographic areas covered*—United States.

*Subject content*—Presents up-to-date aggregate statistics on the financial position of U.S. corporations. Based upon an extensive sample survey, the report presents estimated statements of income and retained earnings, balance sheets, and related financial and operating ratios for the domestic operations of all manufacturing corporations with assets over \$250,000, and corporations in the mining and trade areas with assets over \$50 million. Data are classified by industry and by asset size. The report provides data, when possible, on distortions in comparability owing to changes in accounting conventions or user needs.

NOTE—This report is available in full or in part online and via fax (through CENDATA and FastFax, see page 2). In addition, selected data appear in quarterly press releases. To be placed on the press release mailing list, contact Customer Services.

*144-180 pp. Quarterly, \$10 per issue.*

*Individual issues: contact Customer Services for the latest ordering information. Also available on microfiche from Customer Services. Annual subscription price is \$24. Cite code QFR when placing subscription with GPO.*

#### **New! (87)**

#### **Quarterly Financial Report for Manufacturing, Mining, and Trade Corporations File**

*Frequency of issue*—Quarterly.

*Geographic areas covered and subject content*—Similar to the printed report *Quarterly Financial Report for Manufacturing, Mining, and Trade Corporations*. See abstract number 86.

*Reference materials*—*Quarterly Financial Report for Manufacturing, Mining, and Trade Corporations Technical Documentation* contains descriptive information about the file and a record layout for 1993 and earlier releases. One free copy accompanies each file order. When ordered separately, it is available for \$10 from Customer Services. Technical documentation for subsequent releases is included on the diskettes and is not available in print.

*Available on diskette at \$96 for an annual subscription (four quarterly issues). By quarter, \$60 for one quarter, plus \$12 for each additional quarter ordered at the*

same time. Order from Customer Services. See Ordering Products section.

(88)   

**State and Metropolitan Area Data Book: 1991 (a Statistical Abstract supplement)**

*Data time span*—1970 to 1990.

*Geographic areas covered*—United States, regions, divisions, States, and metropolitan areas (MA's), their component counties, and central cities.


*Subject content*—Features 1990 census population and land area for all areas covered; for the United States, regions, divisions, and States, the report also features 1990 census race, Hispanic origin, household, and housing counts. Also, the tables summarize data from the economic censuses and continuing demographic and economic surveys. The report also includes data from other governmental and private agencies. Tables cover many subjects: 1,621 for States and larger areas, 224 for metropolitan areas, 89 for component counties, and 13 for central cities. Basic demographic subjects are covered. Ranking tables present data and ranks for 47 State subjects and 35 metropolitan area subjects. Another table highlights the top 75 metropolitan areas for 15 subjects.

NOTE—This report is available in full or in part online (through CENDATA, see page 2). For CD-ROM's with more county data, see abstract numbers 80.5 and 91.5.

GPO Stock No. 003-024-07259-9. 440 pp. 1991. \$26.

Alternatively, the publication is available for \$29 with a delivery policy from 5 to 12 working days from National Technical Information Service, 5285 Fort Royal Road, Springfield, Virginia 22161, 703-487-4650. Cite Order No. PB91-212639 NCU. Also available on microfiche from Customer Services.

Contact Customer Services for the latest ordering information.

(89) 

**State and Metropolitan Area Data Book: 1991 Files on Diskettes**

*Data time span*—1970 to 1990.

*Geographic areas covered and subject content*—Provides a collection of summary statistics files, similar to the report *State and Metropolitan Area Data Book: 1991*. See abstract number 88.

*Reference materials*—*State and Metropolitan Area Data Book: 1991 Files on Diskettes* contains descriptive information about the file and a record layout. One free copy accompanies each file order. When ordered separately, it is available for \$10 from Customer Services.

Three high density diskettes (5 1/4 or 3 1/2 inch) for a cost of \$78.

Order from Customer Services. See Ordering Products section.

New! (90)    

**Statistical Abstract of the United States: 1994 (114th Annual Edition)**

*Data time span*—Selected years from 1790 to 1993, with emphasis on recent years. Also includes projections.

*Geographic areas covered*—Principally the United States, with selected data for regions, divisions, States, metropolitan areas (MA's), cities, and foreign countries.

*Subject content*—Presents extensive selections of statistics from reports and records of government and private agencies. The reference volume, issued annually since 1878, is the government's most important statistical factbook on the social, political, and economic aspects of the American life.

This volume includes numerous tables and charts and is used as a guide to other statistical reports and sources.

Each table cites its source and many tables contain new data, reflecting fresh topics of interest each year.

NOTE—This report is available in full or in part online and via fax (through CENDATA, Internet, and FastFax, see page 2). Also, it is offered on CD-ROM by Customer Services for \$50. A free press release summarizing the report is available from Customer Services. Cite CB92-236 when requesting the press release.

GPO Stock No. 003-024-08757-0. 1,040 pp. 1993. \$38. (clothbound);



GPO Stock No. 003-024-08756-1. 1,040 pp. 1993. \$32. (paperbound).

Alternatively, the publication is available for \$28 (clothbound or paperbound) (plus a \$4 handling charge per order) with a delivery policy from 5 to 12 working days, and additional time for 1st class mailing, from National Technical Information Service, 5285 Port Royal Road, Springfield, Virginia 22161, telephone 703-487-4650. Cite Order No. PB94-209848 (cloth) or PB94-209855 (paper).

A special discount is available when the publication is ordered at the same time as the County and City Data Book: 1994. The total cost for the two books in hard cover is \$58, plus \$6 handling fee. For that special offer only, cite Order No. PB95-123972LKB.

Also available on one CD-ROM. \$50 per copy. Released 1994. Order from Customer Services.

Contact Customer Services for the latest ordering information. Also available on microfiche from Customer Services.

New! (90.5)  

**Statistical Brief (SB)**

*Subject content*—Includes succinct reports issued occasionally and providing timely data on specific issues of public policy. Presented in narrative style with graphs, the reports summarize data from economic censuses and demographic surveys. These synopses are related to more detailed reports described in the Population chapter and elsewhere in this book.

NOTE—Most reports are available online and via fax (through CENDATA and FastFax, see page 2).

A series of reports in progress. Published 1986-. (Items SB-1-86 through SB-93-16 appeared in the 1994 Catalog/Guide.) Order from Customer Services. One copy of each brief per customer is free; additional copies, \$1 each. Not available on microfiche. In addition, Ann Berry, TEAMS, Bureau of the Census, WP1-308, Washington, DC 20233-0800, provides packages of visual aids—35 mm slides, for example, for some of the topics below. (They are listed in abstract number 3).

SB/94-1. *Americans With Disabilities*. 2 pp. 1994.

SB/94-2. *Households Wealth and Asset Ownership: 1991*. 2 pp. 1994.

SB/94-3RV. *The Earnings Ladder*. 2 pp. 1994.

SB/94-4. *The World at a Glance: 1994*. 2 pp. 1994.

SB/94-5. *Who's Minding the Kids?* 2 pp. 1994.

SB/94-6. *Health Insurance Coverage—Who Had a Lapse Between 1990 and 1992?* 2 pp. 1994.

SB/94-7. *House Beautiful—Patterns of Home Maintenance*. 2 pp. 1994.

SB/94-8. *Tracking the American Dream—50 Years of Housing Changes*. 2 pp. 1994.

SB/94-9. *Metropolitan Areas*. 2 pp. 1994.

SB/94-10. *Mobile Homes*. 2 pp. 1994.

SB/94-11. *Condominiums*. 2 pp. 1994.

SB/94-12. *Blacks in America—1992* 2 pp. 1994.

SB/94-13. *Where the Growth Will Be—State Population Projections*. 2 pp. 1994.



SB/94-14. *New Homes*. 2 pp. 1994.

SB/94-15. *Housing in Metropolitan Areas—Structural Characteristics*. 2 pp. 1994.

SB/94-16. *Phoneless in America*. 2 pp. 1994. 2 pp. 1994.

Technical Paper No. 62: *Americans Overseas in U.S. Censuses*

See abstract number 70 in this chapter.

New! (91)  

**Trade and Employment (TM)**

*Frequency of issue*—Quarterly.

*Geographic areas covered*—United States.

*Subject content*—Provides data on changes in the value of U.S. imports and exports and in nonagricultural domestic employment. The report regroups imports and exports in terms of a commodity classification based on the Standard Industrial Classification. The first issue in this series covered the first quarter 1982 through second quarter 1984.

*Quarterly: first issue, TM-3-84, 112 pp., on 2 microfiche. In addition, the 1991 issue covered the four quarters of that year in 188 pages and sold for \$3.25. Order from Customer Services. (Single copies of subsequent issues, 36-52 pp., \$3.25, should be ordered from GPO.) Annual subscription price \$14. Cite code TREM when placing subscription with GPO. Also available on microfiche from Customer Services.*

### New! (91.5)

#### **USA Counties 1994 (on CD-ROM)**

*Data time span*—1969 to 1992.

*Geographic areas covered*—United States, States, and counties.

*Subject content*—Presents 2,844 data items on a variety of demographic, economic, and governmental subjects on CD-ROM. Emphasis is placed on extending time series, in contrast to many other statistical files that feature data for the most recent period. The files include county data published in the last three editions of the *State and Metropolitan Area Data Book* (1982, 1986, and 1991) and the last three editions of the *County and City Data Book* (1983, 1988, and 1994), as well as a number of data items not previously published.

The data files cover the following major subject groupings: age, agriculture, ancestry, banking, business, construction, crime, education, elections, government (Federal and local), health, households, housing, journey to work, labor force and employment, manufactures, money income, personal income and earnings, population, poverty, retail trade, service industries, social insurance and human services, veterans, vital statistics, and wholesale trade.

These files contain a collection of data from the Bureau of the Census and other Federal agencies, including the Bureau of Economic Analysis, the Bureau of Labor Statistics, the Federal Bureau of Investigation, and the Social Security Administration, as well as several private organizations, such as the American Medical Association and the Elections Research Center. The universe varies from item to item within the files. A file may cover, for example, all persons, all housing units, or all local governments. (The files are in 54 dBase III Plus/TITM. Data retrieval software ("GO") is included on the CD-ROM. The CD-ROM also includes LANDVIEW Mapping software and database.)

*Reference materials*—*USA Counties on CD-ROM Technical Documentation* contains descriptive information about the file and a record layout. Technical documentation is on the CD-ROM, not available separately.

*One compact disc (CD-ROM) in dBase format. \$150 per copy. Released 1994. Order from Customer Services. See Ordering Products section.*

### (92)

#### **USA Statistics in Brief: (Year) (a Statistical Abstract supplement)**

*Frequency*—Annual.

*Geographic areas covered*—Primarily United States, with selected data for regions, States, and selected metropolitan areas (MA's).

*Subject content*—Presents, succinctly, statistics on population, vital data, health, education, employment and welfare, income and prices, law enforcement, government, national defense, energy and science, business and finance, agriculture, communications and transportation, and foreign commerce. These data are developed from a variety of sources which are listed in the pamphlet. Separate tables present by State and large metropolitan areas selected population data and other key indicators. The report covers recent statistics, with some comparative data for earlier years.

*NOTE*—This report is available in full or in part online and via fax (through CEN-DATA and FastFax, see page 2). This item should not be confused with *Statistical Brief* abstract number 90.5.

*12 pp. 1993. Single copies free. Order from Customer Services. Not available on microfiche.*

#### **World Demographic Maps**

See abstract number 877 in the International chapter.

### Depository Libraries . . .

# Your Source of Government Information

Information from the Federal Government—on subjects ranging from agriculture to zoology—is available at more than 1,380 Depository Libraries throughout the United States.

These libraries allow you free access to thousands

of publications issued by your Government and connect you to a variety of information resources to help answer your questions.

To locate the Depository Library in your area, see appendix B in this Catalog/Guide.



**The Federal Depository Library Program**