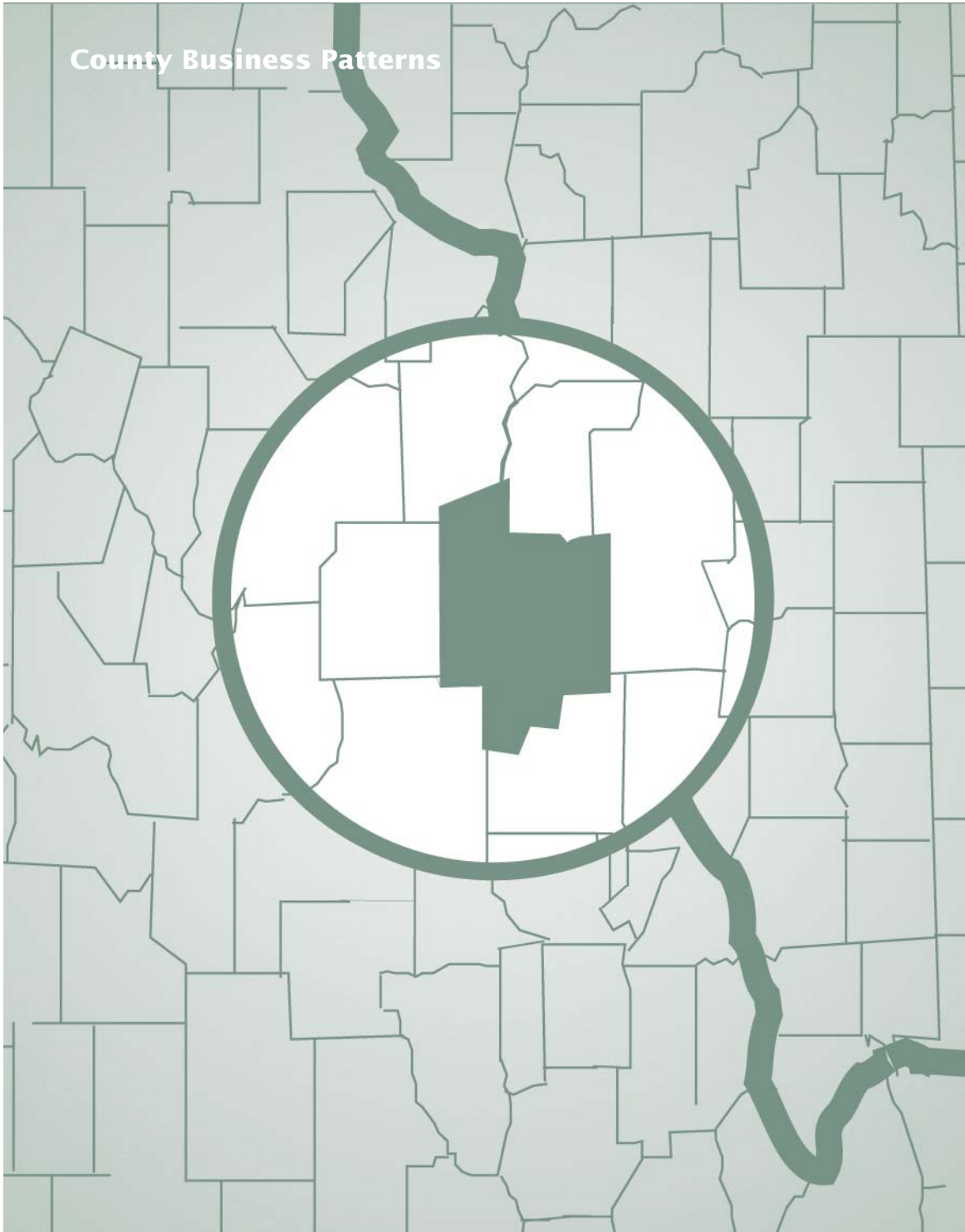


# Wyoming: 2001

Issued April 2003

CBP/01-52



U S C E N S U S B U R E A U

*Helping You Make Informed Decisions*

U.S. Department of Commerce  
Economics and Statistics Administration  
U.S. CENSUS BUREAU



## ACKNOWLEDGMENTS

This report was prepared under the general direction of **Carl A. Konschnik**, Assistant Division Chief for Research and Methodology, Economic Planning and Coordination Division. **Paul Hanczaryk**, Chief, Register Analysis Branch, supervised the preparation of this report and was assisted by **Phil Thompson**, and **Gerald Feuer**. **Joel Fowler**, **Yolanda Funderburk**, **Mary Green**, **Dameka Hemsley**, **Mary Hogan**, **Lavelle Lee**, **Lillian Moy**, **Alan Pines**, and **Jon Youngman** contributed in resolving establishment processing problems and in data analysis.

Additional data analysis was provided by the staffs of **Lawrence A. Blum**, Assistant Division Chief for Collection Activities, Economic Planning and Coordination Division, assisted by **David Eade**; and **Carlene Bottorff**, Chief, Economic Projects Branch, National Processing Center, assisted by **Marsha Sowders** and **Anita Coomes**. Statistical methodology and quality assurance operations were performed by **Ken Sausman**, **Michael Kornbau**, **Thomas Cevis**, **Michelle Vile**, and **Marilyn Italiano**.

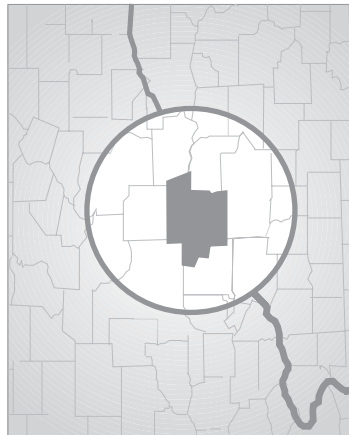
**Steven McCraith**, Chief, Census Related Surveys Branch, Economic Statistical Methods and Programming Division, assisted by **Dan Vacca**, supervised computer support operations. **Ed Carr** was assigned primary responsibility for programming this report. **Jerry Richards** and **Bob Penrod** provided additional support for computer operations.

**David Chapman** of the Economic Statistical Methods and Programming Division contributed to the editing system and provided other methodological improvements.

**Kim D. Ottenstein** and **Bernadette J. Beasley**, of the Administrative and Customer Services Division, **Walter C. Odom**, Chief, provided publications and printing management, graphics design and composition, and editorial review for print and electronic media. General direction and production management were provided by **James R. Clark**, Assistant Division Chief, Publications Services Branch.

Special acknowledgment is also due the many businesses whose cooperation has contributed to the publication of these data.

## County Business Patterns



**U.S. Department of Commerce**

**Donald L. Evans,**  
Secretary

**Samuel W. Bodman,**  
Deputy Secretary

**Economics  
and Statistics  
Administration**

**Kathleen B. Cooper,**  
Under Secretary for  
Economic Affairs

**U.S. CENSUS BUREAU**  
**Charles Louis Kincannon,**  
Director

---

SUGGESTED CITATION

U.S. Census Bureau,  
County Business Patterns 2001

**WYOMING**

Washington, DC,  
2003



**Economics  
and Statistics  
Administration**

**Kathleen B. Cooper,**  
Under Secretary  
for Economic Affairs



**U.S. CENSUS BUREAU**  
**Charles Louis Kincannon,**  
Director

**Hermann Habermann,**  
Deputy Director and  
Chief Operating Officer

**Vacant,**  
Principal Associate  
Director for Programs

**Frederick T. Knickerbocker,**  
Associate Director  
for Economic Programs

**Thomas L. Mesenbourg,**  
Assistant Director  
for Economic Programs

**Shirin A. Ahmed,**  
Chief, Economic  
Planning and Coordination  
Division

## CONTENTS

---

### General Explanation

Introduction .....	V
Industry Classifications .....	V
Data Products .....	V
Sources of Data .....	VI
Definitions of Basic Data Items .....	VI
Industry and Geography Classifications .....	VII
Comparability With Other Data .....	VII
Data Withheld From Publication .....	VII
Reliability of Data .....	VIII
Abbreviations and Symbols .....	VIII

State Map .....	IX
-----------------	----

### Tables

1. The State—Establishments, Employees, and Payroll by Major Group: 2001 and 2000 .....	1
2. The State—Employees, Payroll, and Establishments by Industry: 2001 .....	3
3. The State—Employees and Annual Payroll by Employment-Size Class: 2001 .....	26
4. The State—Establishments With 1,000 Employees or More by Major Group and Employment-Size Class: 2001 .....	31
5. The State—Employees, Payroll, and Establishments by County: 2001 and 2000 .....	32
6. Counties—Employees, Payroll, and Establishments by Industry: 2001 .....	33

Description of Pubs Issued in Previous Years—Inside Back Cover

# General Explanation

---

## INTRODUCTION

County Business Patterns is an annual series that provides subnational economic data by industry. The series is useful for studying the economic activity of small areas; analyzing economic changes over time; and as a benchmark for statistical series, surveys, and databases between economic censuses. Businesses use the data for analyzing market potential, measuring the effectiveness of sales and advertising programs, setting sales quotas, and developing budgets. Government agencies use the data for administration and planning.

County Business Patterns covers most of the country's economic activity. The series excludes data on self-employed individuals, employees of private households, railroad employees, agricultural production employees, and most government employees.

This series has been published annually since 1964 and at irregular intervals dating back to 1946. The comparability of data over time may be affected by definitional changes in establishments, activity status, and industrial classifications. For more details on these changes, see the section "Comparability With Other Data."

## INDUSTRY CLASSIFICATIONS

Data from the County Business Patterns series are published primarily on the basis of the North American Industry Classification System (NAICS). Earlier County Business Patterns data were published according to the Standard Industrial Classification (SIC) system. While many of the individual NAICS industries correspond directly to industries as defined under the SIC system, most of the aggregate NAICS groupings do not.

Particular care should be taken in comparing data for retail trade, wholesale trade, and manufacturing, which are sector titles used in both NAICS and SIC, but cover somewhat different groups of industries. For more information on NAICS and changes from the SIC system, go to [www.census.gov/epcd/www/naics.html](http://www.census.gov/epcd/www/naics.html)

The 2001 County Business Patterns series includes the following NAICS sectors:

<i>Sector</i>	<i>Description</i>
11	Forestry, Fishing, Hunting, and Agriculture Support
21	Mining
22	Utilities

<i>Sector</i>	<i>Description</i>
23	Construction
31-33	Manufacturing
42	Wholesale Trade
44-45	Retail Trade
48-49	Transportation and Warehousing
51	Information
52	Finance and Insurance
53	Real Estate and Rental and Leasing
54	Professional, Scientific, and Technical Services
55	Management of Companies and Enterprises
56	Administrative and Support and Waste Management and Remediation Services
61	Educational Services
62	Health Care and Social Assistance
71	Arts, Entertainment, and Recreation
72	Accommodation and Food Services
81	Other Services (except Public Administration)
95	Auxiliaries (except corporate, subsidiary, and regional management)
99	Unclassified

County Business Patterns data are tabulated by industry as defined in the manual entitled *North American Industry Classification System: United States, 1997* with some exceptions. Data for auxiliary establishments (except corporate, subsidiary, and regional managing offices) will be tabulated in a separate category (Sector 95).

The 2001 County Business Patterns covers all NAICS industries except crop and animal production (NAICS 111,112), rail transportation (NAICS 482), National Postal Service (NAICS 491), pension, health, welfare, and vacation funds (NAICS 525110, 525120, 525190), trusts, estates, and agency accounts (NAICS 525920), private households (NAICS 814), and public administration (NAICS 92).

## DATA PRODUCTS

### Reports

The County Business Patterns data series includes a separate printed report for each state, the District of Columbia, Puerto Rico, and the United States. Individual state reports present payroll and employment data for the state and counties by industry. The reports also include the number of establishments by industry and employment size class.

---

The United States report presents similar data for the country as a whole. In addition, the U.S. report provides employment and payroll data by employment size class for major industry groups.

Data for industries with fewer than 100 employees, as well as data for detailed industries withheld to avoid disclosing data for individual companies, are not shown in the printed reports. However, these data are available on CD-ROM and other computer products.

### **Electronic Data Formats**

County Business Patterns series data are available on CD-ROM, computer tapes and diskettes. The CD-ROM also includes software for creating County Business Patterns data files compatible with popular database and spreadsheet software. In addition, ZIP Code Business Patterns data are available on CD-ROM and are available shortly after the release of County Business Patterns, and include the number of establishments by NAICS industry.

Publications also are available in Portable Document Format (PDF) at [www.census.gov/prod/www/abs/cbptotal.html](http://www.census.gov/prod/www/abs/cbptotal.html). In order to view these files, you will need the Adobe(R) Acrobat(R) Reader, which is available for free from the Adobe web site at [www.adobe.com](http://www.adobe.com). Alternatively, the Census Bureau will print the publication, give it a glue binding, and ship it to you for a fee.

For information and options to order County Business Patterns data products, contact:

Customer Services Center  
Marketing Services Office  
U.S. Census Bureau  
Washington, DC 20233

Telephone: 301-763-4100  
Internet address: [www.census.gov/](http://www.census.gov/)

### **Special Tabulations**

Special tabulations of County Business Patterns are available on a cost-reimbursable basis. For more information, contact:

U.S. Census Bureau  
Economic Planning and Coordination Division  
Register Analysis Branch  
Washington, DC 20233

Telephone: 301-763-2580  
Fax: 301-457-4433  
E-mail: [cbp@census.gov](mailto:cbp@census.gov)

### **SOURCES OF DATA**

County Business Patterns basic data items are extracted from the Standard Statistical Establishment List, a file of all known single and multiestablishment employer companies maintained and updated by the U.S. Census Bureau. The annual Company Organization Survey provides individual

establishment data for multiestablishment companies. Data for single-establishment companies are obtained from various Census Bureau programs, such as the Annual Survey of Manufactures and Current Business Surveys, as well as from administrative records of the Internal Revenue Service, the Social Security Administration, and the Bureau of Labor Statistics.

### **DEFINITIONS OF BASIC DATA ITEMS**

#### **Establishments**

An establishment is a single physical location at which business is conducted or services or industrial operations are performed. It is not necessarily identical with a company or enterprise, which may consist of one or more establishments. When two or more activities are carried on at a single location under a single ownership, all activities generally are grouped together as a single establishment. The entire establishment is classified on the basis of its major activity and all data are included in that classification.

Establishment-size designations are determined by paid employment in the mid-March pay period. The size group "1 to 4" includes establishments that did not report any paid employees in the mid-March pay period but paid wages to at least one employee at some time during the year.

Establishment counts represent the number of locations with paid employees any time during the year. This series excludes governmental establishments except for wholesale liquor establishments (NAICS 4228), retail liquor stores (NAICS 44531), Federally-chartered savings institutions (NAICS 522120), Federally-chartered credit unions (NAICS 522130), and hospitals (NAICS 622).

#### **Payroll**

Total payroll includes all forms of compensation, such as salaries, wages, reported tips, commissions, bonuses, vacation allowances, sick-leave pay, employee contributions to qualified pension plans, and the value of taxable fringe benefits. For corporations, it includes amounts paid to officers and executives; for unincorporated businesses, it does not include profit or other compensation of proprietors or partners. Payroll is reported before deductions for Social Security, income tax, insurance, union dues, etc. First-quarter payroll consists of payroll during the January-to-March quarter.

#### **Mid-March Employment**

Paid employment consists of full- and part-time employees, including salaried officers and executives of corporations, who are on the payroll in the pay period including March 12. Included are employees on paid sick leave, holidays, and vacations; not included are proprietors and partners of unincorporated businesses.

---

## **INDUSTRY AND GEOGRAPHY CLASSIFICATIONS**

The quinquennial economic censuses are the primary source for industry and geography classifications. The annual Company Organization Survey, Annual Survey of Manufactures, Current Business Surveys, and other Census Bureau programs provide regular updates.

### **Industry Classification**

Additional sources for assigning industry classifications are the Social Security Administration, the Internal Revenue Service, and the Bureau of Labor Statistics. These sources provide industry classification information for new businesses and businesses not canvassed in the Census Bureau programs. Establishments without sufficient industry information are tabulated in the “unclassified establishments” group.

Industry classifications are explained in an appendix in the U.S. Summary. The industry titles used throughout this series are the short NAICS titles; complete descriptions are contained in the manual entitled *North American Industry Classification System: United States, 1997*.

### **Geography Classification**

Most geography codes are derived from the physical location address reported in Census Bureau programs. The Internal Revenue Service provides supplemental address information. Those employers without a fixed location within a state (or of unknown county location) are included under a “statewide” classification at the end of the county tables. This incomplete detail causes only slight understatement of county employment. The independent cities in Virginia, and the cities of Baltimore, MD; Carson City, NV; and St. Louis, MO, are treated as separate counties.

### **Employee Leasing Services**

Historically, the permanent on-site work force at a business location were paid employees of that establishment. This traditional practice of firms directly hiring employees is still the dominant employer/employee relationship in the United States. However, over the past decade a new work force arrangement has emerged.

Under this new arrangement, a company commonly known as an employee leasing company or professional employer organization (PEO) operates in a co-employment relationship with client businesses. Employee leasing establishments typically acquire and lease back some or all of the employees of their clients, and serve as the employer of record of the leased employees for payroll, benefits, and related purposes.

The 2001 CBP shows almost 1.34 million employees in employee leasing services (NAICS 561330), up from the approximately 1.25 million employees published in the 2000 CBP. Clearly, the employees are not classified in the

predominant industry of the client businesses. Also, leasing companies may pay these employees out of a single payroll office. This may result in the leasing company’s employment and payroll data being reported in the county where the payroll office is located, thus distorting the data for that county. In some cases, many thousands of employees may be paid from a single payroll office. Therefore, for geography purposes, we may publish employee-leasing establishments in the “statewide” category in states where such payroll offices are located, as these establishments service multiple counties.

## **COMPARABILITY WITH OTHER DATA**

### **Earlier County Business Patterns**

The comparability of data with previous County Business Patterns series may be affected by the following definitional changes:

- The change from a “reporting unit” concept to establishment based data in 1974
- The change in definition of “active” establishments in 1983
- The change in industrial classification definitions, the most recent occurring in 1998

A description of previous County Business Patterns publications is provided on the inside back cover.

### **1997 Economic Census**

Definitional and coverage differences may affect the direct comparison of 1997 Economic Census and County Business Patterns data. Definitions of an establishment, employment, and payroll are detailed in the introductory text of each publication.

The 1997 Economic Census generally uses respondent-reported data. The County Business Patterns uses administrative record data for small establishments. Although efforts are made to resolve significant differences in the data, differences are known to exist.

Some large companies report different activities at the same location as separate profit centers. The County Business Patterns program treats each profit center as a separate establishment. The 1997 Economic Census may combine the profit centers into one establishment. This results in establishment count differences.

### **DATA WITHHELD FROM PUBLICATION**

In accordance with U.S. Code, Title 13, Section 9, no data are published that would disclose the operations of an individual employer. However, the number of establishments in an industry classification and the distribution of these establishments by employment-size class are not considered to be disclosures, and so this information may be released even though other information is withheld from publications.

---

## RELIABILITY OF DATA

All data are tabulated from universe files and are not subject to sampling errors. However, the data are subject to nonsampling errors. Nonsampling errors can be attributed to many sources: inability to identify all cases in the universe; definition and classification difficulties; differences in interpretation of questions; errors in recording or coding the data obtained; and estimation of employers who reported too late to be included in the tabulations and for records with missing or misreported data.

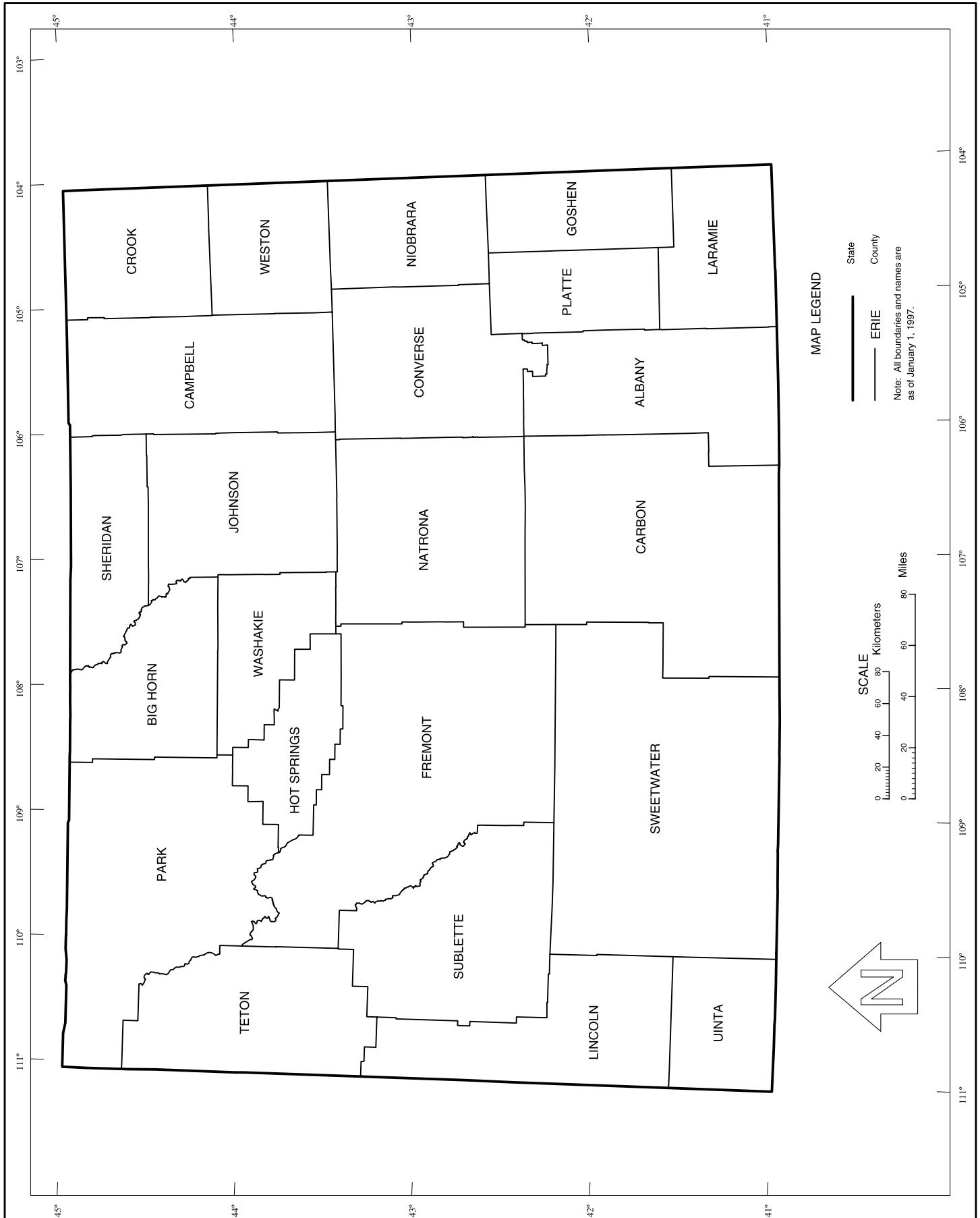
The accuracy of the data is determined by the joint effects of the various nonsampling errors. No direct measurement of these effects has been obtained; however, precautionary steps were taken in all phases of collection, processing, and tabulation to minimize the effects of nonsampling errors.

## ABBREVIATIONS AND SYMBOLS

The following abbreviations and symbols are used in this publication:

–	Represents zero.
A-C, E-M	Entered in place of employment data, represents an employment-size class as defined in the footnote of the tables.
(D)	Withheld to avoid disclosing data for individual companies; data are included in broader industry totals.
n.e.c.	Not elsewhere classified.
NAICS	North American Industry Classification System.

# County Business Patterns--Wyoming



**Table 1. The State—Establishments, Employees, and Payroll by Major Group: 2001 and 2000**

[Excludes most government employees, railroad employees, and self-employed persons. (D) denotes figures withheld to avoid disclosing data for individual companies; the data are included in broader industry totals. For explanation of terms, abbreviations, and data reliability/comparability, see introductory text]

NAICS code	Major group	2001				2000			
		Number of establishments	Number of employees for week including March 12	Payroll (\$1,000)		Number of establishments	Number of employees for week including March 12	Payroll (\$1,000)	
				First quarter	Annual			First quarter	Annual
	<b>Total .....</b>	<b>18 453</b>	<b>178 299</b>	<b>1 137 760</b>	<b>4 917 721</b>	<b>18 120</b>	<b>174 614</b>	<b>1 070 852</b>	<b>4 540 493</b>
<b>11</b>	<b>Forestry, fishing, hunting, and agriculture support .....</b>	<b>86</b>	<b>(C)</b>	<b>(D)</b>	<b>(D)</b>	<b>93</b>	<b>256</b>	<b>1 227</b>	<b>5 181</b>
113	Forestry and logging .....	45	(C)	(D)	(D)	53	(C)	(D)	(D)
114	Fishing, hunting & trapping .....	9	(A)	(D)	(D)	9	(A)	(D)	(D)
115	Agriculture & forestry support activities .....	32	(C)	(D)	(D)	31	(B)	(D)	(D)
<b>21</b>	<b>Mining .....</b>	<b>704</b>	<b>17 495</b>	<b>219 046</b>	<b>926 493</b>	<b>656</b>	<b>16 239</b>	<b>200 504</b>	<b>799 557</b>
211	Oil & gas extraction .....	205	2 291	39 751	147 405	197	2 169	34 170	132 708
212	Mining (except oil & gas) .....	66	7 624	109 693	436 073	67	7 989	114 000	436 207
213	Mining support activities .....	433	7 580	69 602	343 015	392	6 081	52 334	230 642
<b>22</b>	<b>Utilities .....</b>	<b>121</b>	<b>2 535</b>	<b>34 498</b>	<b>145 641</b>	<b>115</b>	<b>2 612</b>	<b>37 614</b>	<b>142 065</b>
221	Utilities .....	121	2 535	34 498	145 641	115	2 612	37 614	142 065
<b>23</b>	<b>Construction .....</b>	<b>2 458</b>	<b>14 439</b>	<b>98 931</b>	<b>482 633</b>	<b>2 430</b>	<b>14 930</b>	<b>95 062</b>	<b>447 166</b>
233	Building, developing & general contracting .....	753	4 596	33 916	146 818	766	4 823	32 389	140 016
234	Heavy construction .....	248	3 068	23 108	129 212	230	3 152	21 915	111 536
235	Special trade contractors .....	1 457	6 775	41 907	206 603	1 434	6 955	40 758	195 614
<b>31-33</b>	<b>Manufacturing .....</b>	<b>563</b>	<b>9 282</b>	<b>78 004</b>	<b>320 586</b>	<b>553</b>	<b>9 687</b>	<b>76 742</b>	<b>317 798</b>
311	Food mfg .....	58	(E)	(D)	(D)	61	665	4 140	17 189
312	Beverage & tobacco product mfg .....	6	(C)	(D)	(D)	8	(C)	(D)	(D)
313	Textile mills .....	5	(B)	(D)	(D)	3	(A)	(D)	(D)
314	Textile product mills .....	11	(B)	(D)	(D)	9	(B)	(D)	(D)
315	Apparel manufacturing .....	18	(C)	(D)	(D)	16	(B)	(D)	(D)
316	Leather & allied product mfg .....	15	(B)	(D)	(D)	11	(B)	(D)	(D)
321	Wood product mfg .....	44	928	5 673	23 493	46	1 016	5 853	22 577
322	Paper mfg .....	1	(A)	(D)	(D)	1	(A)	(D)	(D)
323	Printing & related support activities .....	56	497	2 935	11 021	57	556	3 006	12 334
324	Petroleum & coal products mfg .....	15	996	14 701	57 365	12	1 042	14 141	55 917
325	Chemical mfg .....	26	1 083	14 667	62 014	26	1 041	14 447	59 843
326	Plastics & rubber products mfg .....	9	425	2 754	10 763	9	(E)	(D)	(D)
327	Nonmetallic mineral product mfg .....	43	872	7 696	33 214	38	851	7 438	32 776
331	Primary metal prod .....	7	(C)	(D)	(D)	4	(C)	(D)	(D)
332	Fabricated metal product mfg .....	79	1 004	7 129	29 760	83	900	6 279	25 505
333	Machinery mfg .....	34	(F)	(D)	(D)	36	743	5 185	21 627
334	Computer & electronic product mfg .....	13	(E)	(D)	(D)	15	413	2 851	10 779
335	Electrical equip, appliance & component mfg .....	5	(B)	(D)	(D)	6	(B)	(D)	(D)
336	Transportation equipment mfg .....	24	(F)	(D)	(D)	23	(F)	(D)	(D)
337	Furniture & related product mfg .....	41	295	1 357	5 625	36	289	1 104	5 023
339	Miscellaneous mfg .....	53	477	2 478	11 370	53	505	2 535	12 278
<b>42</b>	<b>Wholesale trade .....</b>	<b>817</b>	<b>6 801</b>	<b>62 172</b>	<b>260 445</b>	<b>790</b>	<b>6 574</b>	<b>55 980</b>	<b>228 752</b>
421	Wholesale trade, durable goods .....	494	4 173	38 491	167 048	474	4 046	36 546	151 478
422	Wholesale trade, nondurable goods .....	323	2 628	23 681	93 397	316	2 528	19 434	77 274
<b>44-45</b>	<b>Retail trade .....</b>	<b>2 839</b>	<b>29 408</b>	<b>126 540</b>	<b>542 585</b>	<b>2 881</b>	<b>28 285</b>	<b>119 007</b>	<b>514 508</b>
441	Motor vehicle & parts dealers .....	376	4 067	25 578	117 403	374	4 025	24 959	108 470
442	Furniture & home furnishing stores .....	135	734	3 524	15 135	127	640	3 142	13 821
443	Electronics & appliance stores .....	112	615	2 982	12 187	112	611	2 853	11 797
444	Bldg material & garden equip & supp dealers .....	307	2 624	14 903	64 584	299	2 519	13 524	55 701
445	Food & beverage stores .....	300	5 744	21 249	89 845	313	5 656	21 117	96 580
446	Health & personal care stores .....	125	863	3 726	15 368	125	785	3 228	13 646
447	Gasoline stations .....	400	3 775	12 863	53 800	419	3 792	12 748	52 686
448	Clothing & clothing accessories stores .....	278	1 650	5 686	23 608	275	1 560	5 069	22 568
451	Sporting goods, hobby, book & music stores .....	225	1 292	4 023	16 978	247	1 266	3 845	16 646
452	General merchandise stores .....	81	5 129	19 355	79 710	91	4 538	17 024	72 095
453	Miscellaneous store retailers .....	373	1 595	5 344	24 948	382	1 652	5 372	24 022
454	Nonstore retailers .....	127	1 320	7 307	29 019	117	1 241	6 126	26 476
<b>48-49</b>	<b>Transportation &amp; warehousing .....</b>	<b>671</b>	<b>5 656</b>	<b>43 314</b>	<b>189 606</b>	<b>630</b>	<b>5 343</b>	<b>38 389</b>	<b>170 403</b>
481	Air transportation .....	30	(F)	(D)	(D)	27	(F)	(D)	(D)
483	Water transportation .....	1	(A)	(D)	(D)	1	(A)	(D)	(D)
484	Truck transportation .....	474	3 269	22 847	103 359	444	3 027	20 064	91 701
485	Transit & ground passenger transportation .....	23	(E)	(D)	(D)	20	(E)	(D)	(D)
486	Pipeline transportation .....	35	767	10 708	43 835	30	802	10 334	39 770
487	Scenic & sightseeing transportation .....	7	(A)	(D)	(D)	5	(A)	(D)	(D)
488	Transportation support activities .....	57	(E)	(D)	(D)	56	413	2 202	8 867
492	Couriers & messengers .....	36	(C)	(D)	(D)	39	(C)	(D)	(D)
493	Warehousing & storage .....	8	(B)	(D)	(D)	8	(B)	(D)	(D)
<b>51</b>	<b>Information .....</b>	<b>358</b>	<b>3 866</b>	<b>28 210</b>	<b>114 967</b>	<b>327</b>	<b>3 716</b>	<b>27 614</b>	<b>107 817</b>
511	Publishing industries .....	64	(G)	(D)	(D)	68	(G)	(D)	(D)
512	Motion picture & sound recording industries .....	42	(E)	(D)	(D)	41	(E)	(D)	(D)
513	Broadcasting & telecommunications .....	222	(G)	(D)	(D)	188	(G)	(D)	(D)
514	Information & data processing services .....	30	(C)	(D)	(D)	30	(C)	(D)	(D)
<b>52</b>	<b>Finance &amp; insurance .....</b>	<b>826</b>	<b>6 918</b>	<b>57 673</b>	<b>225 313</b>	<b>811</b>	<b>7 122</b>	<b>63 948</b>	<b>233 565</b>
522	Credit intermediation & related activities .....	304	3 733	29 704	115 634	301	3 785	28 117	109 084
523	Security, commodity contracts & like activity .....	145	847	10 545	34 461	130	674	10 478	38 704
524	Insurance carriers & related activities .....	377	2 338	17 424	75 218	380	2 663	25 353	85 777
525	Funds, trusts, & other financial vehicles (part) .....	-	-	-	-	-	-	-	-
<b>53</b>	<b>Real estate &amp; rental &amp; leasing .....</b>	<b>788</b>	<b>2 905</b>	<b>14 919</b>	<b>64 673</b>	<b>792</b>	<b>2 754</b>	<b>11 668</b>	<b>50 776</b>
531	Real estate .....	606	(G)	(D)	(D)	602	(G)	(D)	(D)
532	Rental & leasing services .....	180	(G)	(D)	(D)	187	(G)	(D)	(D)
533	Lessors of other nonfinancial intangible asset .....	2	(A)	(D)	(D)	3	(A)	(D)	(D)

See footnotes at end of table.

**Table 1. The State—Establishments, Employees, and Payroll by Major Group: 2001 and 2000—Con.**

[Excludes most government employees, railroad employees, and self-employed persons. (D) denotes figures withheld to avoid disclosing data for individual companies; the data are included in broader industry totals. For explanation of terms, abbreviations, and data reliability/comparability, see introductory text]

NAICS code	Major group	2001				2000			
		Number of establishments	Number of employees for week including March 12	Payroll (\$1,000)		Number of establishments	Number of employees for week including March 12	Payroll (\$1,000)	
				First quarter	Annual			First quarter	Annual
<b>54</b>	<b>Professional, scientific &amp; technical services</b> .....	<b>1 539</b>	<b>6 577</b>	<b>44 303</b>	<b>208 520</b>	<b>1 470</b>	<b>6 313</b>	<b>42 311</b>	<b>192 410</b>
541	Professional, scientific & technical services .....	1 539	6 577	44 303	208 520	1 470	6 313	42 311	192 410
<b>55</b>	<b>Management of companies &amp; enterprises</b> .....	<b>69</b>	<b>1 147</b>	<b>17 809</b>	<b>65 002</b>	<b>72</b>	<b>1 356</b>	<b>17 074</b>	<b>75 507</b>
551	Management of companies & enterprises .....	69	1 147	17 809	65 002	72	1 356	17 074	75 507
<b>56</b>	<b>Admin, support, waste mgt, remediation services</b> .....	<b>742</b>	<b>6 295</b>	<b>25 162</b>	<b>108 997</b>	<b>738</b>	<b>5 735</b>	<b>22 124</b>	<b>99 559</b>
561	Administrative & support services .....	690	5 962	23 228	100 589	687	(I)	(D)	(D)
562	Waste management & remediation services .....	52	333	1 934	8 408	51	(E)	(D)	(D)
<b>61</b>	<b>Educational services</b> .....	<b>124</b>	<b>1 488</b>	<b>7 109</b>	<b>28 973</b>	<b>115</b>	<b>1 315</b>	<b>5 889</b>	<b>25 301</b>
611	Educational services .....	124	1 488	7 109	28 973	115	1 315	5 889	25 301
<b>62</b>	<b>Health care and social assistance</b> .....	<b>1 449</b>	<b>25 615</b>	<b>161 293</b>	<b>701 148</b>	<b>1 427</b>	<b>25 398</b>	<b>146 931</b>	<b>640 830</b>
621	Ambulatory health care services .....	930	6 639	52 796	250 584	900	6 528	48 656	226 719
622	Hospitals .....	30	(I)	(D)	(D)	29	(I)	(D)	(D)
623	Nursing & residential care facilities .....	110	3 871	17 356	71 052	109	(H)	(D)	(D)
624	Social assistance .....	379	(I)	(D)	(D)	389	(I)	(D)	(D)
<b>71</b>	<b>Arts, entertainment &amp; recreation</b> .....	<b>357</b>	<b>(H)</b>	<b>(D)</b>	<b>(D)</b>	<b>360</b>	<b>3 370</b>	<b>10 458</b>	<b>43 857</b>
711	Performing arts, spectator sports & related industries .....	55	(C)	(D)	(D)	53	(C)	(D)	(D)
712	Museums, historical sites & like institutions .....	34	295	1 469	6 632	32	(E)	(D)	(D)
713	Amusement, gambling & recreation industries .....	268	(H)	(D)	(D)	275	(H)	(D)	(D)
<b>72</b>	<b>Accommodation &amp; food services</b> .....	<b>1 731</b>	<b>24 517</b>	<b>61 086</b>	<b>282 198</b>	<b>1 737</b>	<b>24 242</b>	<b>57 357</b>	<b>271 140</b>
721	Accommodation .....	527	7 294	23 922	112 010	530	7 064	21 109	110 909
722	Food services & drinking places .....	1 204	17 223	37 164	170 188	1 207	17 178	36 248	160 231
<b>81</b>	<b>Other services (except public administration)</b> .....	<b>1 762</b>	<b>8 406</b>	<b>36 862</b>	<b>159 216</b>	<b>1 762</b>	<b>8 199</b>	<b>33 942</b>	<b>143 469</b>
811	Repair & maintenance .....	670	3 146	19 400	83 356	675	3 050	17 819	74 367
812	Personal & laundry services .....	347	1 698	5 896	25 582	338	1 721	5 695	24 040
813	Religious, grantmaking, civic, prof & like organizations .....	745	3 562	11 566	50 278	749	3 428	10 428	45 062
<b>95</b>	<b>Auxiliaries (exc corporate, subsidiary &amp; regional mgt)</b> .....	<b>35</b>	<b>799</b>	<b>6 782</b>	<b>29 925</b>	<b>43</b>	<b>801</b>	<b>5 921</b>	<b>24 376</b>
<b>99</b>	<b>Unclassified establishments</b> .....	<b>414</b>	<b>(E)</b>	<b>(D)</b>	<b>(D)</b>	<b>318</b>	<b>367</b>	<b>1 090</b>	<b>6 456</b>

Note: Employment-size classes are indicated as follows: A—0 to 19; B—20 to 99; C—100 to 249; E—250 to 499; F—500 to 999; G—1,000 to 2,499; H—2,500 to 4,999; I—5,000 to 9,999; J—10,000 to 24,999; K—25,000 to 49,999; L—50,000 to 99,999; M—100,000 or more.

**Table 2. The State—Employees, Payroll, and Establishments by Industry: 2001**

[Excludes most government employees, railroad employees, and self-employed persons. Size class 1 to 4 includes establishments with payroll, but no employees, during mid-March pay period. (D) denotes figures withheld to avoid disclosing data for individual companies; the data are included in broader industry totals. For explanation of terms, abbreviations, and data reliability/comparability, see introductory text]

NAICS code	Industry	Number of employees for week including March 12	Payroll (\$1,000)		Total number of establishments	Number of establishments by employment-size class								
			First quarter	Annual		1 to 4	5 to 9	10 to 19	20 to 49	50 to 99	100 to 249	250 to 499	500 to 999	1,000 or more
	<b>Total</b> .....	<b>178 299</b>	<b>1 137 760</b>	<b>4 917 721</b>	<b>18 453</b>	<b>10 883</b>	<b>3 623</b>	<b>2 138</b>	<b>1 268</b>	<b>320</b>	<b>165</b>	<b>46</b>	<b>6</b>	<b>4</b>
<b>11</b>	<b>Forestry, fishing, hunting, and agriculture support</b> .....	<b>(C)</b>	<b>(D)</b>	<b>(D)</b>	<b>86</b>	<b>75</b>	<b>3</b>	<b>7</b>	<b>1</b>	—	—	—	—	—
113	Forestry and logging .....	(C)	(D)	(D)	45	41	1	2	1	—	—	—	—	—
1131	Timber tract operations .....	(A)	(D)	(D)	3	3	—	—	—	—	—	—	—	—
11311	Timber tract operations .....	(A)	(D)	(D)	3	3	—	—	—	—	—	—	—	—
113110	Timber tract operations .....	(A)	(D)	(D)	3	3	—	—	—	—	—	—	—	—
1133	Logging .....	(C)	(D)	(D)	42	38	1	2	1	—	—	—	—	—
11331	Logging .....	(C)	(D)	(D)	42	38	1	2	1	—	—	—	—	—
113310	Logging .....	(C)	(D)	(D)	42	38	1	2	1	—	—	—	—	—
114	Fishing, hunting & trapping .....	(A)	(D)	(D)	9	9	—	—	—	—	—	—	—	—
1141	Fishing .....	(A)	(D)	(D)	1	1	—	—	—	—	—	—	—	—
11411	Fishing .....	(A)	(D)	(D)	1	1	—	—	—	—	—	—	—	—
114111	Finfish fishing .....	(A)	(D)	(D)	1	1	—	—	—	—	—	—	—	—
1142	Hunting & trapping .....	(A)	(D)	(D)	8	8	—	—	—	—	—	—	—	—
11421	Hunting & trapping .....	(A)	(D)	(D)	8	8	—	—	—	—	—	—	—	—
114210	Hunting & trapping .....	(A)	(D)	(D)	8	8	—	—	—	—	—	—	—	—
115	Agriculture & forestry support activities .....	(C)	(D)	(D)	32	25	2	5	—	—	—	—	—	—
1151	Crop production support activities .....	(B)	(D)	(D)	16	11	1	4	—	—	—	—	—	—
11511	Crop production support activities .....	(B)	(D)	(D)	16	11	1	4	—	—	—	—	—	—
115111	Cotton ginning .....	(A)	(D)	(D)	1	1	—	—	—	—	—	—	—	—
115112	Soil preparation, planting, & cultivating ..	(B)	(D)	(D)	10	8	—	2	—	—	—	—	—	—
115114	Postharvest crop activities (exc ginning) .....	(B)	(D)	(D)	4	1	1	2	—	—	—	—	—	—
115115	Farm labor contractors & crew leaders ..	(A)	(D)	(D)	1	1	—	—	—	—	—	—	—	—
1152	Animal production support activities .....	(B)	(D)	(D)	11	9	1	1	—	—	—	—	—	—
11521	Animal production support activities .....	(B)	(D)	(D)	11	9	1	1	—	—	—	—	—	—
115210	Animal production support activities .....	(B)	(D)	(D)	11	9	1	1	—	—	—	—	—	—
1153	Forestry support activities .....	(A)	(D)	(D)	5	5	—	—	—	—	—	—	—	—
11531	Forestry support activities .....	(A)	(D)	(D)	5	5	—	—	—	—	—	—	—	—
115310	Forestry support activities .....	(A)	(D)	(D)	5	5	—	—	—	—	—	—	—	—
<b>21</b>	<b>Mining</b> .....	<b>17 495</b>	<b>219 046</b>	<b>926 493</b>	<b>704</b>	<b>351</b>	<b>117</b>	<b>97</b>	<b>82</b>	<b>20</b>	<b>22</b>	<b>11</b>	<b>3</b>	<b>1</b>
211	Oil & gas extraction .....	2 291	39 751	147 405	205	114	33	20	30	6	2	—	—	—
2111	Oil & gas extraction .....	2 291	39 751	147 405	205	114	33	20	30	6	2	—	—	—
21111	Oil & gas extraction .....	2 291	39 751	147 405	205	114	33	20	30	6	2	—	—	—
211111	Crude petroleum & natural gas extraction .....	1 552	26 124	99 345	172	104	28	14	22	3	1	—	—	—
211112	Natural gas liquid extraction .....	739	13 627	48 060	33	10	5	6	8	3	1	—	—	—
212	Mining (except oil & gas) .....	7 624	109 693	436 073	66	17	7	9	10	4	9	7	2	1
2121	Coal mining .....	4 435	65 405	267 204	20	1	1	3	1	1	6	5	2	—
21211	Coal mining .....	4 435	65 405	267 204	20	1	1	3	1	1	6	5	2	—
212111	Bituminous coal & lignite surface mining .....	(H)	(D)	(D)	19	1	1	2	1	1	6	5	2	—
212112	Bituminous coal underground mining .....	(A)	(D)	(D)	1	—	—	1	—	—	—	—	—	—
2122	Metal ore mining .....	(C)	(D)	(D)	8	6	—	1	1	—	—	—	—	—
21222	Gold ore & silver ore mining .....	(A)	(D)	(D)	1	1	—	—	—	—	—	—	—	—
212222	Silver ore mining .....	(A)	(D)	(D)	1	1	—	—	—	—	—	—	—	—
21229	Other metal ore mining .....	(C)	(D)	(D)	7	5	—	—	1	1	—	—	—	—
212291	Uranium-radium-vanadium ore mining ..	(C)	(D)	(D)	7	5	—	—	1	1	—	—	—	—
2123	Nonmetallic mineral mining & quarrying ..	(H)	(D)	(D)	38	10	6	6	8	2	3	2	—	1
21231	Stone mining & quarrying .....	(C)	(D)	(D)	7	1	2	1	3	—	—	—	—	—
212311	Dimension stone mining & quarrying .....	(A)	(D)	(D)	2	—	2	—	—	—	—	—	—	—
212312	Crushed & broken limestone mining & quarrying .....	42	313	1 436	3	1	—	1	1	—	—	—	—	—
212319	Other crushed & broken stone mining & quarrying .....	(B)	(D)	(D)	2	—	—	—	2	—	—	—	—	—
21232	Sand, gravel, clay, refractory minerals mining .....	523	5 322	19 050	24	9	4	4	4	2	1	—	—	—
212321	Construction sand & gravel mining .....	45	460	1 881	10	6	3	1	—	—	—	—	—	—
212325	Clay & ceramic & refractory minerals mining .....	478	4 862	17 169	14	3	1	3	4	2	1	—	—	—
21239	Other nonmetallic mineral mining & quarrying .....	2 455	35 836	136 918	7	—	—	1	1	—	2	2	—	1
212391	Potash, soda, & borate mineral mining ..	(G)	(D)	(D)	4	—	—	—	—	—	1	2	—	1
212392	Phosphate rock mining .....	(C)	(D)	(D)	1	—	—	—	—	—	1	—	—	—
212399	All other nonmetallic mineral mining .....	(B)	(D)	(D)	2	—	—	1	1	—	—	—	—	—
213	Mining support activities .....	7 580	69 602	343 015	433	220	77	68	42	10	11	4	1	—
2131	Mining support activities .....	7 580	69 602	343 015	433	220	77	68	42	10	11	4	1	—
21311	Mining support activities .....	7 580	69 602	343 015	433	220	77	68	42	10	11	4	1	—
213111	Drilling oil & gas wells .....	2 738	25 604	121 110	71	25	14	15	7	1	6	3	—	—
213112	Oil & gas operations support activities ..	4 741	43 216	217 562	336	178	58	49	35	9	5	1	1	—
213113	Support activities for coal mining .....	19	159	1 272	11	8	3	—	—	—	—	—	—	—
213114	Support activities for metal mining .....	13	85	654	7	6	1	—	—	—	—	—	—	—
213115	Nonmetallic minerals support activity (exc fuels) .....	69	538	2 417	8	3	1	4	—	—	—	—	—	—
<b>22</b>	<b>Utilities</b> .....	<b>2 535</b>	<b>34 498</b>	<b>145 641</b>	<b>121</b>	<b>63</b>	<b>17</b>	<b>18</b>	<b>13</b>	<b>5</b>	<b>2</b>	<b>3</b>	—	—
221	Utilities .....	2 535	34 498	145 641	121	63	17	18	13	5	2	3	—	—
2211	Elec pwr generation, transmsn & distribution .....	1 926	27 635	117 351	58	18	9	13	9	5	2	2	—	—
22111	Electric power generation .....	(G)	(D)	(D)	11	2	1	1	2	1	2	2	—	—
221112	Fossil fuel electric power generation .....	(G)	(D)	(D)	10	1	1	1	2	1	2	2	—	—
221119	Other electric power generation .....	(A)	(D)	(D)	1	1	—	—	—	—	—	—	—	—
22112	Electric pwr transmsn, control & distribution .....	(F)	(D)	(D)	47	16	8	12	7	4	—	—	—	—
221122	Electric power distribution .....	(F)	(D)	(D)	47	16	8	12	7	4	—	—	—	—
2212	Natural gas distribution .....	532	6 370	26 419	35	20	7	3	4	—	—	1	—	—
22121	Natural gas distribution .....	532	6 370	26 419	35	20	7	3	4	—	—	1	—	—
221210	Natural gas distribution .....	532	6 370	26 419	35	20	7	3	4	—	—	1	—	—

See footnotes at end of table.

**Table 2. The State—Employees, Payroll, and Establishments by Industry: 2001—Con.**

[Excludes most government employees, railroad employees, and self-employed persons. Size class 1 to 4 includes establishments with payroll, but no employees, during mid-March pay period. (D) denotes figures withheld to avoid disclosing data for individual companies; the data are included in broader industry totals. For explanation of terms, abbreviations, and data reliability/comparability, see introductory text]

NAICS code	Industry	Number of employees for week including March 12	Payroll (\$1,000)		Total number of establishments	Number of establishments by employment-size class											
			First quarter	Annual		1 to 4	5 to 9	10 to 19	20 to 49	50 to 99	100 to 249	250 to 499	500 to 999	1,000 or more			
<b>22</b>	<b>Utilities—Con.</b>																
221	Utilities—Con.																
2213	Water, sewage & other systems .....	77	493	1 871	28	25	1	2	—	—	—	—	—	—	—	—	—
22131	Water supply & irrigation systems .....	(B)	(D)	(D)	24	22	1	1	—	—	—	—	—	—	—	—	—
221310	Water supply & irrigation systems .....	(B)	(D)	(D)	24	22	1	1	—	—	—	—	—	—	—	—	—
22132	Sewage treatment facilities .....	(B)	(D)	(D)	4	3	—	1	—	—	—	—	—	—	—	—	—
221320	Sewage treatment facilities .....	(B)	(D)	(D)	4	3	—	1	—	—	—	—	—	—	—	—	—
<b>23</b>	<b>Construction</b> .....	<b>14 439</b>	<b>98 931</b>	<b>482 633</b>	<b>2 458</b>	<b>1 655</b>	<b>426</b>	<b>237</b>	<b>108</b>	<b>27</b>	<b>4</b>	<b>1</b>	—	—	—	—	—
233	Building, developing & general contracting ....	4 596	33 916	146 818	753	484	146	87	29	6	—	1	—	—	—	—	—
2331	Land subdivision & land development .....	(B)	(D)	(D)	28	23	4	1	—	—	—	—	—	—	—	—	—
23311	Land subdivision & land development .....	(B)	(D)	(D)	28	23	4	1	—	—	—	—	—	—	—	—	—
233110	Land subdivision & land development ..	(B)	(D)	(D)	28	23	4	1	—	—	—	—	—	—	—	—	—
2332	Residential building construction .....	2 724	16 885	76 890	588	395	118	55	19	1	—	—	—	—	—	—	—
23321	Single-family housing construction .....	2 553	16 105	73 066	557	376	112	52	16	1	—	—	—	—	—	—	—
233210	Single-family housing construction .....	2 553	16 105	73 066	557	376	112	52	16	1	—	—	—	—	—	—	—
23322	Multifamily housing construction .....	171	780	3 824	31	19	6	3	3	—	—	—	—	—	—	—	—
233220	Multifamily housing construction .....	171	780	3 824	31	19	6	3	3	—	—	—	—	—	—	—	—
2333	Nonresidential building construction .....	(G)	(D)	(D)	137	66	24	31	10	5	—	1	—	—	—	—	—
23331	Mfg & industrial building construction .....	(F)	(D)	(D)	16	8	2	3	1	1	—	1	—	—	—	—	—
233310	Mfg & industrial building construction ...	(F)	(D)	(D)	16	8	2	3	1	1	—	1	—	—	—	—	—
23332	Commercial & institutional bldg construction .....	(G)	(D)	(D)	121	58	22	28	9	4	—	—	—	—	—	—	—
233320	Commercial & institutional bldg construction .....	(G)	(D)	(D)	121	58	22	28	9	4	—	—	—	—	—	—	—
234	Heavy construction .....	3 068	23 108	129 212	248	128	41	35	29	12	3	—	—	—	—	—	—
2341	Highway, street, bridge & tunnel construction .....	1 199	9 490	58 745	60	27	9	8	8	6	2	—	—	—	—	—	—
23411	Highway & street construction .....	1 021	7 873	50 680	55	25	9	7	7	6	1	—	—	—	—	—	—
234110	Highway & street construction .....	1 021	7 873	50 680	55	25	9	7	7	6	1	—	—	—	—	—	—
23412	Bridge & tunnel construction .....	178	1 617	8 065	5	2	—	1	1	—	1	—	—	—	—	—	—
234120	Bridge & tunnel construction .....	178	1 617	8 065	5	2	—	1	1	—	1	—	—	—	—	—	—
2349	Other heavy construction .....	1 869	13 618	70 467	188	101	32	27	21	6	1	—	—	—	—	—	—
23491	Water, sewer & pipeline construction .....	1 091	8 162	42 777	66	24	11	14	11	5	1	—	—	—	—	—	—
234910	Water, sewer & pipeline construction ...	1 091	8 162	42 777	66	24	11	14	11	5	1	—	—	—	—	—	—
23492	Pwr, communication transmsn line construction .....	145	1 178	5 203	18	9	4	2	3	—	—	—	—	—	—	—	—
234920	Pwr, communication transmsn line construction .....	145	1 178	5 203	18	9	4	2	3	—	—	—	—	—	—	—	—
23493	Industrial nonbuilding structure construction .....	110	659	2 796	9	4	2	1	1	1	—	—	—	—	—	—	—
234930	Industrial nonbuilding structure construction .....	110	659	2 796	9	4	2	1	1	1	—	—	—	—	—	—	—
23499	All other heavy construction .....	523	3 619	19 691	95	64	15	10	6	—	—	—	—	—	—	—	—
234990	All other heavy construction .....	523	3 619	19 691	95	64	15	10	6	—	—	—	—	—	—	—	—
235	Special trade contractors .....	6 775	41 907	206 603	1 457	1 043	239	115	50	9	1	—	—	—	—	—	—
2351	Plumbing, heating & AC contractor .....	1 415	9 405	44 432	268	176	51	27	13	1	—	—	—	—	—	—	—
23511	Plumbing, heating & AC contractor .....	1 415	9 405	44 432	268	176	51	27	13	1	—	—	—	—	—	—	—
235110	Plumbing, heating & AC contractor .....	1 415	9 405	44 432	268	176	51	27	13	1	—	—	—	—	—	—	—
2352	Painting & wall covering contractors .....	360	1 726	8 400	128	103	16	9	—	—	—	—	—	—	—	—	—
23521	Painting & wall covering contractors .....	360	1 726	8 400	128	103	16	9	—	—	—	—	—	—	—	—	—
235210	Painting & wall covering contractors ....	360	1 726	8 400	128	103	16	9	—	—	—	—	—	—	—	—	—
2353	Electrical contractors .....	1 638	13 417	63 319	220	131	44	27	13	4	1	—	—	—	—	—	—
23531	Electrical contractors .....	1 638	13 417	63 319	220	131	44	27	13	4	1	—	—	—	—	—	—
235310	Electrical contractors .....	1 638	13 417	63 319	220	131	44	27	13	4	1	—	—	—	—	—	—
2354	Masonry, drywall, insulation, tile contractors ..	888	5 447	25 410	139	91	23	17	5	3	—	—	—	—	—	—	—
23541	Masonry & stone contractors .....	370	1 975	10 243	70	46	14	8	1	1	—	—	—	—	—	—	—
235410	Masonry & stone contractors .....	370	1 975	10 243	70	46	14	8	1	1	—	—	—	—	—	—	—
23542	Drywall, acoustical & insulation contractors .....	457	3 107	13 458	57	38	6	7	4	2	—	—	—	—	—	—	—
235420	Drywall, acoustical & insulation contractors .....	457	3 107	13 458	57	38	6	7	4	2	—	—	—	—	—	—	—
23543	Tile, marble, terrazzo & mosaic contractors .....	61	365	1 709	12	7	3	2	—	—	—	—	—	—	—	—	—
235430	Tile, marble, terrazzo & mosaic contractors .....	61	365	1 709	12	7	3	2	—	—	—	—	—	—	—	—	—
2355	Carpentry & floor contractors .....	(E)	(D)	(D)	151	135	12	4	—	—	—	—	—	—	—	—	—
23551	Carpentry contractors .....	271	1 248	5 445	119	106	9	4	—	—	—	—	—	—	—	—	—
235510	Carpentry contractors .....	271	1 248	5 445	119	106	9	4	—	—	—	—	—	—	—	—	—
23552	Floor laying & other floor contractors .....	(B)	(D)	(D)	32	29	3	—	—	—	—	—	—	—	—	—	—
235520	Floor laying & other floor contractors ...	(B)	(D)	(D)	32	29	3	—	—	—	—	—	—	—	—	—	—
2356	Roofing, siding, & sheet metal contractors ..	(E)	(D)	(D)	93	58	17	12	6	—	—	—	—	—	—	—	—
23561	Roofing, siding, & sheet metal contractors .....	(E)	(D)	(D)	93	58	17	12	6	—	—	—	—	—	—	—	—
235610	Roofing, siding, & sheet metal contractors .....	(E)	(D)	(D)	93	58	17	12	6	—	—	—	—	—	—	—	—
2357	Concrete contractors .....	543	2 652	15 826	126	88	28	4	5	1	—	—	—	—	—	—	—
23571	Concrete contractors .....	543	2 652	15 826	126	88	28	4	5	1	—	—	—	—	—	—	—
235710	Concrete contractors .....	543	2 652	15 826	126	88	28	4	5	1	—	—	—	—	—	—	—
2358	Water well drilling contractors .....	(C)	(D)	(D)	35	22	9	4	—	—	—	—	—	—	—	—	—
23581	Water well drilling contractors .....	(C)	(D)	(D)	35	22	9	4	—	—	—	—	—	—	—	—	—
235810	Water well drilling contractors .....	(C)	(D)	(D)	35	22	9	4	—	—	—	—	—	—	—	—	—
2359	Other special trade contractors .....	974	5 029	27 613	297	239	39	11	8	—	—	—	—	—	—	—	—
23591	Structural steel erection contractors .....	(C)	(D)	(D)	18	13	2	—	3	—	—	—	—	—	—	—	—
235910	Structural steel erection contractors ....	(C)	(D)	(D)	18	13	2	—	3	—	—	—	—	—	—	—	—
23592	Glass & glazing contractors .....	24	138	1 190	13	12	1	—	—	—	—	—	—	—	—	—	—
235920	Glass & glazing contractors .....	24	138	1 190	13	12	1	—	—	—	—	—	—	—	—	—	—
23593	Excavation contractors .....	(E)	(D)	(D)	120	98	16	5	1	—	—	—	—	—	—	—	—
235930	Excavation contractors .....	(E)	(D)	(D)	120	98	16	5	1	—	—	—	—	—	—	—	—
23594	Wrecking & demolition contractors .....	(A)	(D)	(D)	6	6	—	—	—	—	—	—	—	—	—	—	—
235940	Wrecking & demolition contractors .....	(A)	(D)	(D)	6	6	—	—	—	—	—	—	—	—	—	—	—

See footnotes at end of table.

**Table 2. The State—Employees, Payroll, and Establishments by Industry: 2001—Con.**

[Excludes most government employees, railroad employees, and self-employed persons. Size class 1 to 4 includes establishments with payroll, but no employees, during mid-March pay period. (D) denotes figures withheld to avoid disclosing data for individual companies; the data are included in broader industry totals. For explanation of terms, abbreviations, and data reliability/comparability, see introductory text]

NAICS code	Industry	Number of employees for week including March 12	Payroll (\$1,000)		Total number of establishments	Number of establishments by employment-size class								
			First quarter	Annual		1 to 4	5 to 9	10 to 19	20 to 49	50 to 99	100 to 249	250 to 499	500 to 999	1,000 or more
<b>23</b>	<b>Construction—Con.</b>													
235	Special trade contractors—Con.													
2359	Other special trade contractors—Con.													
23595	Bldg equip & oth mach installation contractor .....	(A)	(D)	(D)	12	10	2	—	—	—	—	—	—	—
235950	Bldg equip & oth mach installation contractor .....	(A)	(D)	(D)	12	10	2	—	—	—	—	—	—	—
23599	All other special trade contractors .....	460	2 241	11 433	128	100	18	6	4	—	—	—	—	—
235990	All other special trade contractors .....	460	2 241	11 433	128	100	18	6	4	—	—	—	—	—
<b>31-33</b>	<b>Manufacturing .....</b>	<b>9 282</b>	<b>78 004</b>	<b>320 586</b>	<b>563</b>	<b>270</b>	<b>118</b>	<b>71</b>	<b>56</b>	<b>24</b>	<b>23</b>	<b>1</b>	<b>—</b>	<b>—</b>
311	Food mfg .....	(E)	(D)	(D)	58	36	11	6	3	2	—	—	—	—
3111	Animal food mfg .....	(B)	(D)	(D)	4	1	1	2	—	—	—	—	—	—
31111	Animal food mfg .....	(B)	(D)	(D)	4	1	1	2	—	—	—	—	—	—
311119	Other animal food mfg .....	(B)	(D)	(D)	4	1	1	2	—	—	—	—	—	—
3112	Grain & oilseed milling .....	(A)	(D)	(D)	3	3	—	—	—	—	—	—	—	—
31121	Flour milling & malt mfg .....	(A)	(D)	(D)	3	3	—	—	—	—	—	—	—	—
311211	Flour milling .....	(A)	(D)	(D)	2	2	—	—	—	—	—	—	—	—
311213	Malt mfg .....	(A)	(D)	(D)	1	1	—	—	—	—	—	—	—	—
3113	Sugar & confectionery product mfg .....	(C)	(D)	(D)	6	2	1	—	1	2	—	—	—	—
31131	Sugar mfg .....	(C)	(D)	(D)	3	—	—	—	1	2	—	—	—	—
311313	Beet sugar mfg .....	(C)	(D)	(D)	3	—	—	—	1	2	—	—	—	—
31133	Confectionery mfg from purchased chocolate .....	(A)	(D)	(D)	2	1	1	—	—	—	—	—	—	—
311330	Confectionery mfg from purchased chocolate .....	(A)	(D)	(D)	2	1	1	—	—	—	—	—	—	—
31134	Nonchocolate confectionery mfg .....	(A)	(D)	(D)	1	1	—	—	—	—	—	—	—	—
311340	Nonchocolate confectionery mfg .....	(A)	(D)	(D)	1	1	—	—	—	—	—	—	—	—
3115	Dairy product mfg .....	(B)	(D)	(D)	3	1	1	1	—	—	—	—	—	—
31151	Dairy product (exc frozen) mfg .....	(B)	(D)	(D)	3	1	1	1	—	—	—	—	—	—
311511	Fluid milk mfg .....	(B)	(D)	(D)	2	1	—	1	—	—	—	—	—	—
311514	Dry, condensed, evaporated dairy product mfg .....	(A)	(D)	(D)	1	—	1	—	—	—	—	—	—	—
3116	Animal slaughtering & processing .....	(B)	(D)	(D)	28	21	7	—	—	—	—	—	—	—
31161	Animal slaughtering & processing .....	(B)	(D)	(D)	28	21	7	—	—	—	—	—	—	—
311611	Animal (except poultry) slaughtering .....	(B)	(D)	(D)	25	19	6	—	—	—	—	—	—	—
311612	Meat processed from carcasses .....	(A)	(D)	(D)	1	1	—	—	—	—	—	—	—	—
311613	Rendering & meat by-product processing .....	(A)	(D)	(D)	1	—	1	—	—	—	—	—	—	—
311615	Poultry processing .....	(A)	(D)	(D)	1	1	—	—	—	—	—	—	—	—
3118	Bakeries & tortilla mfg .....	(B)	(D)	(D)	6	3	1	2	—	—	—	—	—	—
31181	Bread & bakery product mfg .....	(B)	(D)	(D)	6	3	1	2	—	—	—	—	—	—
311811	Retail bakeries .....	(B)	(D)	(D)	4	2	1	1	—	—	—	—	—	—
311812	Commercial bakeries .....	(A)	(D)	(D)	2	1	—	1	—	—	—	—	—	—
3119	Other food mfg .....	(B)	(D)	(D)	8	5	—	1	2	—	—	—	—	—
31191	Snack food mfg .....	(B)	(D)	(D)	2	—	—	—	2	—	—	—	—	—
311911	Roasted nuts & peanut butter mfg .....	(B)	(D)	(D)	1	—	—	—	1	—	—	—	—	—
311919	Other snack food mfg .....	(B)	(D)	(D)	1	—	—	—	1	—	—	—	—	—
31194	Seasoning & dressing mfg .....	(B)	(D)	(D)	4	3	—	1	—	—	—	—	—	—
311941	Mayonnaise, dressing & oth prepared sauce mfg .....	(A)	(D)	(D)	3	2	—	1	—	—	—	—	—	—
311942	Spice & extract mfg .....	(A)	(D)	(D)	1	1	—	—	—	—	—	—	—	—
31199	All other food mfg .....	(A)	(D)	(D)	2	2	—	—	—	—	—	—	—	—
311991	Perishable prepared food mfg .....	(A)	(D)	(D)	1	1	—	—	—	—	—	—	—	—
311999	All other miscellaneous food mfg .....	(A)	(D)	(D)	1	1	—	—	—	—	—	—	—	—
312	Beverage & tobacco product mfg .....	(C)	(D)	(D)	6	3	1	—	—	1	1	—	—	—
3121	Beverage mfg .....	(C)	(D)	(D)	6	3	1	—	—	1	1	—	—	—
31211	Soft drink & ice mfg .....	(C)	(D)	(D)	4	1	1	—	—	1	1	—	—	—
312111	Soft drink mfg .....	(C)	(D)	(D)	2	—	—	—	—	1	1	—	—	—
312112	Bottled water mfg .....	(A)	(D)	(D)	1	—	1	—	—	—	—	—	—	—
312113	Ice mfg .....	(A)	(D)	(D)	1	1	—	—	—	—	—	—	—	—
31212	Breweries .....	(A)	(D)	(D)	2	2	—	—	—	—	—	—	—	—
312120	Breweries .....	(A)	(D)	(D)	2	2	—	—	—	—	—	—	—	—
313	Textile mills .....	(B)	(D)	(D)	5	2	3	—	—	—	—	—	—	—
3132	Fabric mills .....	(A)	(D)	(D)	3	1	2	—	—	—	—	—	—	—
31321	Broadwoven fabric mills .....	(A)	(D)	(D)	2	—	2	—	—	—	—	—	—	—
313210	Broadwoven fabric mills .....	(A)	(D)	(D)	2	—	2	—	—	—	—	—	—	—
31322	Narrow fabric mills & schiffli mach embroidery .....	(A)	(D)	(D)	1	1	—	—	—	—	—	—	—	—
313221	Narrow fabric mills .....	(A)	(D)	(D)	1	1	—	—	—	—	—	—	—	—
3133	Textile, fabric finishing, fabric coating mills ..	(A)	(D)	(D)	2	1	1	—	—	—	—	—	—	—
31331	Textile & fabric finishing mills .....	(A)	(D)	(D)	2	1	1	—	—	—	—	—	—	—
313311	Broadwoven fabric finishing mills .....	(A)	(D)	(D)	2	1	1	—	—	—	—	—	—	—
314	Textile product mills .....	(B)	(D)	(D)	11	6	1	2	2	—	—	—	—	—
3141	Textile furnishings mills .....	(A)	(D)	(D)	2	2	—	—	—	—	—	—	—	—
31412	Curtain & linen mills .....	(A)	(D)	(D)	2	2	—	—	—	—	—	—	—	—
314121	Curtain & drapery mills .....	(A)	(D)	(D)	2	2	—	—	—	—	—	—	—	—
3149	Other textile product mills .....	(B)	(D)	(D)	9	4	1	2	2	—	—	—	—	—
31491	Textile bag & canvas mills .....	(B)	(D)	(D)	7	2	1	2	2	—	—	—	—	—
314911	Textile bag mills .....	(B)	(D)	(D)	1	—	—	—	1	—	—	—	—	—
314912	Canvas & related product mills .....	(B)	(D)	(D)	6	2	1	2	1	—	—	—	—	—
31499	All other textile product mills .....	(A)	(D)	(D)	2	2	—	—	—	—	—	—	—	—
314991	Rope, cordage & twine mills .....	(A)	(D)	(D)	1	1	—	—	—	—	—	—	—	—
314999	All other miscellaneous textile product mills .....	(A)	(D)	(D)	1	1	—	—	—	—	—	—	—	—

See footnotes at end of table.

**Table 2. The State—Employees, Payroll, and Establishments by Industry: 2001—Con.**

[Excludes most government employees, railroad employees, and self-employed persons. Size class 1 to 4 includes establishments with payroll, but no employees, during mid-March pay period. (D) denotes figures withheld to avoid disclosing data for individual companies; the data are included in broader industry totals. For explanation of terms, abbreviations, and data reliability/comparability, see introductory text]

NAICS code	Industry	Number of employees for week including March 12	Payroll (\$1,000)		Total number of establishments	Number of establishments by employment-size class														
			First quarter	Annual		1 to 4	5 to 9	10 to 19	20 to 49	50 to 99	100 to 249	250 to 499	500 to 999	1,000 or more						
<b>31-33</b>	<b>Manufacturing—Con.</b>																			
315	Apparel manufacturing .....	(C)	(D)	(D)	18	11	4	2	1	—	—	—	—	—	—	—	—	—	—	—
3151	Apparel knitting mills .....	(B)	(D)	(D)	2	1	—	—	1	—	—	—	—	—	—	—	—	—	—	—
31511	Hosiery & sock mills .....	(B)	(D)	(D)	1	—	—	—	1	—	—	—	—	—	—	—	—	—	—	—
315119	Other hosiery & sock mills .....	(B)	(D)	(D)	1	—	—	—	1	—	—	—	—	—	—	—	—	—	—	—
31519	Other apparel knitting mills .....	(A)	(D)	(D)	1	1	—	—	—	—	—	—	—	—	—	—	—	—	—	—
315191	Outerwear knitting mills .....	(A)	(D)	(D)	1	1	—	—	—	—	—	—	—	—	—	—	—	—	—	—
3152	Cut & sew apparel mfg .....	(B)	(D)	(D)	13	7	4	2	—	—	—	—	—	—	—	—	—	—	—	—
31521	Cut & sew apparel contractors .....	(A)	(D)	(D)	5	4	1	—	—	—	—	—	—	—	—	—	—	—	—	—
315211	Men's, boys' cut & sew apparel contractors .....	(A)	(D)	(D)	2	2	—	—	—	—	—	—	—	—	—	—	—	—	—	—
315212	Women's, girls', infants, cut, sew apparel contr .....	(A)	(D)	(D)	3	2	1	—	—	—	—	—	—	—	—	—	—	—	—	—
31522	Men's, boys' cut & sew apparel mfg .....	(A)	(D)	(D)	2	1	1	—	—	—	—	—	—	—	—	—	—	—	—	—
315223	Men's, boys' cut & sew shirt (exc work) mfg .....	(A)	(D)	(D)	1	—	1	—	—	—	—	—	—	—	—	—	—	—	—	—
315228	Men's, boys' cut & sew oth outerwear mfg .....	(A)	(D)	(D)	1	1	—	—	—	—	—	—	—	—	—	—	—	—	—	—
31523	Women's, girls' cut & sew apparel mfg .....	(B)	(D)	(D)	5	2	1	2	—	—	—	—	—	—	—	—	—	—	—	—
315233	Women's, girls' cut & sew dress mfg .....	(A)	(D)	(D)	1	—	—	1	—	—	—	—	—	—	—	—	—	—	—	—
315239	Women's, girls' cut & sew other outerwear mfg .....	(B)	(D)	(D)	4	2	1	1	—	—	—	—	—	—	—	—	—	—	—	—
31529	Other cut & sew apparel mfg .....	(A)	(D)	(D)	1	—	1	—	—	—	—	—	—	—	—	—	—	—	—	—
315292	Fur & leather apparel mfg .....	(A)	(D)	(D)	1	—	1	—	—	—	—	—	—	—	—	—	—	—	—	—
3159	Apparel accessories & other apparel mfg .....	(A)	(D)	(D)	3	3	—	—	—	—	—	—	—	—	—	—	—	—	—	—
31599	Apparel accessories & other apparel mfg .....	(A)	(D)	(D)	3	3	—	—	—	—	—	—	—	—	—	—	—	—	—	—
315991	Hat, cap & millinery mfg .....	(A)	(D)	(D)	1	1	—	—	—	—	—	—	—	—	—	—	—	—	—	—
315999	Other apparel accessories & other apparel mfg .....	(A)	(D)	(D)	2	2	—	—	—	—	—	—	—	—	—	—	—	—	—	—
316	Leather & allied product mfg .....	(B)	(D)	(D)	15	12	3	—	—	—	—	—	—	—	—	—	—	—	—	—
3161	Leather & hide tanning & finishing .....	(B)	(D)	(D)	5	3	2	—	—	—	—	—	—	—	—	—	—	—	—	—
31611	Leather & hide tanning & finishing .....	(B)	(D)	(D)	5	3	2	—	—	—	—	—	—	—	—	—	—	—	—	—
316110	Leather & hide tanning & finishing .....	(B)	(D)	(D)	5	3	2	—	—	—	—	—	—	—	—	—	—	—	—	—
3169	Other leather & allied product mfg .....	(B)	(D)	(D)	10	9	1	—	—	—	—	—	—	—	—	—	—	—	—	—
31699	Other leather & allied product mfg .....	(B)	(D)	(D)	10	9	1	—	—	—	—	—	—	—	—	—	—	—	—	—
316991	Luggage mfg .....	(A)	(D)	(D)	1	1	—	—	—	—	—	—	—	—	—	—	—	—	—	—
316993	Personal leather good (exc purse) mfg .....	(A)	(D)	(D)	1	1	—	—	—	—	—	—	—	—	—	—	—	—	—	—
316999	All other leather good mfg .....	(A)	(D)	(D)	8	7	1	—	—	—	—	—	—	—	—	—	—	—	—	—
321	Wood product mfg .....	928	5 673	23 493	44	16	8	6	9	2	3	—	—	—	—	—	—	—	—	—
3211	Sawmills & wood preservation .....	574	3 955	15 831	16	3	4	—	5	2	2	—	—	—	—	—	—	—	—	—
32111	Sawmills & wood preservation .....	574	3 955	15 831	16	3	4	—	5	2	2	—	—	—	—	—	—	—	—	—
321113	Sawmills .....	(F)	(D)	(D)	15	3	4	—	4	2	2	—	—	—	—	—	—	—	—	—
321114	Wood preservation .....	(B)	(D)	(D)	1	—	—	—	1	—	—	—	—	—	—	—	—	—	—	—
3212	Veneer, plywood & engineered wood product mfg .....	88	511	2 203	5	—	—	3	2	—	—	—	—	—	—	—	—	—	—	—
32121	Veneer, plywood & engineered wood product mfg .....	88	511	2 203	5	—	—	3	2	—	—	—	—	—	—	—	—	—	—	—
321214	Truss mfg .....	88	511	2 203	5	—	—	3	2	—	—	—	—	—	—	—	—	—	—	—
3219	Other wood product mfg .....	266	1 207	5 459	23	13	4	3	2	—	1	—	—	—	—	—	—	—	—	—
32191	Millwork .....	165	808	3 598	7	2	2	1	1	—	1	—	—	—	—	—	—	—	—	—
321912	Cut stock, resawing lumber & planing .....	(B)	(D)	(D)	3	2	—	—	1	—	—	—	—	—	—	—	—	—	—	—
321918	Other millwork (including flooring) .....	(C)	(D)	(D)	4	—	2	1	—	—	1	—	—	—	—	—	—	—	—	—
32192	Wood container & pallet mfg .....	(B)	(D)	(D)	3	2	—	1	—	—	—	—	—	—	—	—	—	—	—	—
321920	Wood container & pallet mfg .....	(B)	(D)	(D)	3	2	—	1	—	—	—	—	—	—	—	—	—	—	—	—
32199	All other wood product mfg .....	(B)	(D)	(D)	13	9	2	1	1	—	—	—	—	—	—	—	—	—	—	—
321991	Manufactured home (mobile home) mfg .....	(A)	(D)	(D)	1	1	—	—	—	—	—	—	—	—	—	—	—	—	—	—
321992	Prefabricated wood building mfg .....	(B)	(D)	(D)	7	4	1	1	1	—	—	—	—	—	—	—	—	—	—	—
321999	All other miscellaneous wood product mfg .....	(B)	(D)	(D)	5	4	1	—	—	—	—	—	—	—	—	—	—	—	—	—
322	Paper mfg .....	(A)	(D)	(D)	1	1	—	—	—	—	—	—	—	—	—	—	—	—	—	—
3222	Converted paper product mfg .....	(A)	(D)	(D)	1	1	—	—	—	—	—	—	—	—	—	—	—	—	—	—
32223	Stationery product mfg .....	(A)	(D)	(D)	1	1	—	—	—	—	—	—	—	—	—	—	—	—	—	—
322231	Die-cut paper & paperboard office supply mfg .....	(A)	(D)	(D)	1	1	—	—	—	—	—	—	—	—	—	—	—	—	—	—
323	Printing & related support activities .....	497	2 935	11 021	56	29	14	7	5	—	1	—	—	—	—	—	—	—	—	—
3231	Printing & related support activities .....	497	2 935	11 021	56	29	14	7	5	—	1	—	—	—	—	—	—	—	—	—
32311	Printing .....	(E)	(D)	(D)	55	29	14	6	5	—	1	—	—	—	—	—	—	—	—	—
323110	Commercial lithographic printing .....	(E)	(D)	(D)	24	10	6	3	5	—	—	—	—	—	—	—	—	—	—	—
323112	Commercial flexographic printing .....	(A)	(D)	(D)	1	1	—	—	—	—	—	—	—	—	—	—	—	—	—	—
323113	Commercial screen printing .....	(B)	(D)	(D)	8	5	2	1	—	—	—	—	—	—	—	—	—	—	—	—
323114	Quick printing .....	(B)	(D)	(D)	14	8	4	2	—	—	—	—	—	—	—	—	—	—	—	—
323115	Digital printing .....	(A)	(D)	(D)	2	1	1	—	—	—	—	—	—	—	—	—	—	—	—	—
323117	Book printing .....	(C)	(D)	(D)	1	—	—	—	—	—	—	—	—	—	—	—	—	—	—	—
323119	Other commercial printing .....	(A)	(D)	(D)	5	4	1	—	—	—	—	—	—	—	—	—	—	—	—	—
32312	Printing support activities .....	(A)	(D)	(D)	1	—	—	—	—	—	—	—	—	—	—	—	—	—	—	—
323122	Prepress services .....	(A)	(D)	(D)	1	—	—	1	—	—	—	—	—	—	—	—	—	—	—	—
324	Petroleum & coal products mfg .....	996	14 701	57 365	15	2	4	1	2	2	3	1	—	—	—	—	—	—	—	—
3241	Petroleum & coal products mfg .....	996	14 701	57 365	15	2	4	1	2	2	3	1	—	—	—	—	—	—	—	—
32411	Petroleum refineries .....	861	13 175	51 641	7	—	—	—	2	1	3	1	—	—	—	—	—	—	—	—
324110	Petroleum refineries .....	861	13 175	51 641	7	—	—	—	2	1	3	1	—	—	—	—	—	—	—	—
32412	Asphalt paving, roofing & saturated mat mfg .....	(B)	(D)	(D)	2	—	1	1	—	—	—	—	—	—	—	—	—	—	—	—
324121	Asphalt paving mixture & block mfg .....	(A)	(D)																	



**Table 2. The State—Employees, Payroll, and Establishments by Industry: 2001—Con.**

[Excludes most government employees, railroad employees, and self-employed persons. Size class 1 to 4 includes establishments with payroll, but no employees, during mid-March pay period. (D) denotes figures withheld to avoid disclosing data for individual companies; the data are included in broader industry totals. For explanation of terms, abbreviations, and data reliability/comparability, see introductory text]

NAICS code	Industry	Number of employees for week including March 12	Payroll (\$1,000)		Total number of establishments	Number of establishments by employment-size class								
			First quarter	Annual		1 to 4	5 to 9	10 to 19	20 to 49	50 to 99	100 to 249	250 to 499	500 to 999	1,000 or more
<b>31-33</b>	<b>Manufacturing—Con.</b>													
332	Fabricated metal product mfg—Con.													
3323	Architectural & structural metals mfg	(C)	(D)	(D)	14	3	1	6	4	—	—	—	—	—
33231	Plate work & fabricated structural prod mfg	(C)	(D)	(D)	9	1	1	3	4	—	—	—	—	—
332312	Fabricated structural metal mfg	(C)	(D)	(D)	6	1	—	1	4	—	—	—	—	—
332313	Plate work mfg	(B)	(D)	(D)	3	—	1	2	—	—	—	—	—	—
33232	Ornamental & architectural metal prod mfg	(B)	(D)	(D)	5	2	—	3	—	—	—	—	—	—
332322	Sheet metal work mfg	(B)	(D)	(D)	3	—	—	3	—	—	—	—	—	—
332323	Ornamental & architectural metal work mfg	(A)	(D)	(D)	2	2	—	—	—	—	—	—	—	—
3324	Boiler, tank & shipping container mfg	(C)	(D)	(D)	3	—	1	—	—	2	—	—	—	—
33242	Metal tank (heavy gauge) mfg	(B)	(D)	(D)	1	—	—	—	—	1	—	—	—	—
332420	Metal tank (heavy gauge) mfg	(B)	(D)	(D)	1	—	—	—	—	1	—	—	—	—
33243	Light gauge metal container mfg	(B)	(D)	(D)	2	—	1	—	—	1	—	—	—	—
332431	Metal can mfg	(B)	(D)	(D)	1	—	—	—	—	1	—	—	—	—
332439	Other metal container mfg	(A)	(D)	(D)	1	—	1	—	—	—	—	—	—	—
3325	Hardware mfg	(A)	(D)	(D)	2	2	—	—	—	—	—	—	—	—
33251	Hardware mfg	(A)	(D)	(D)	2	2	—	—	—	—	—	—	—	—
332510	Hardware mfg	(A)	(D)	(D)	2	2	—	—	—	—	—	—	—	—
3326	Spring & wire product mfg	(B)	(D)	(D)	4	1	1	1	—	1	—	—	—	—
33261	Spring & wire product mfg	(B)	(D)	(D)	4	1	1	1	—	1	—	—	—	—
332618	Other fabricated wire product mfg	(B)	(D)	(D)	4	1	1	1	—	1	—	—	—	—
3327	Mach shops, turn prod, screw, nut, bolt mfg	(E)	(D)	(D)	37	19	8	8	2	—	—	—	—	—
33271	Machine shops	(E)	(D)	(D)	35	17	8	8	2	—	—	—	—	—
332710	Machine shops	(E)	(D)	(D)	35	17	8	8	2	—	—	—	—	—
33272	Turned product & screw, nut & bolt mfg	(A)	(D)	(D)	2	2	—	—	—	—	—	—	—	—
332721	Precision turned product mfg	(A)	(D)	(D)	2	2	—	—	—	—	—	—	—	—
3328	Coating, engrave, heat treating & oth activity	(A)	(D)	(D)	3	2	—	1	—	—	—	—	—	—
33281	Coating, engrave, heat treating & oth activity	(A)	(D)	(D)	3	2	—	1	—	—	—	—	—	—
332812	Metal coating, engraving & allied services	(A)	(D)	(D)	1	1	—	—	—	—	—	—	—	—
332813	Electropl, plating, polish, anodize, coloring	(A)	(D)	(D)	2	1	—	1	—	—	—	—	—	—
3329	Other fabricated metal product mfg	255	1 606	6 886	15	6	3	2	2	2	—	—	—	—
33291	Metal valve mfg	(A)	(D)	(D)	2	2	—	—	—	—	—	—	—	—
332913	Plumbing fixture fitting & trim mfg	(A)	(D)	(D)	1	1	—	—	—	—	—	—	—	—
332919	Other metal valve & pipe fitting mfg	(A)	(D)	(D)	1	1	—	—	—	—	—	—	—	—
33299	All other fabricated metal product mfg	(E)	(D)	(D)	13	4	3	2	2	2	—	—	—	—
332991	Ball & roller bearing mfg	(B)	(D)	(D)	1	—	—	—	1	—	—	—	—	—
332993	Ammunition (exc small arms) mfg	(A)	(D)	(D)	1	—	1	—	—	—	—	—	—	—
332994	Small arms mfg	(B)	(D)	(D)	3	1	—	1	1	—	—	—	—	—
332995	Other ordnance & accessories mfg	(B)	(D)	(D)	1	—	—	—	—	1	—	—	—	—
332996	Fabricated pipe & pipe fitting mfg	(A)	(D)	(D)	1	1	—	—	—	—	—	—	—	—
332999	All other misc fabricated metal product mfg	(B)	(D)	(D)	6	2	2	1	—	1	—	—	—	—
333	Machinery mfg	(F)	(D)	(D)	34	16	8	2	5	1	2	—	—	—
3331	Ag, construction & mining machinery mfg	(E)	(D)	(D)	16	4	4	2	4	1	1	—	—	—
33311	Agricultural implement mfg	(B)	(D)	(D)	7	3	1	2	1	—	—	—	—	—
333111	Farm machinery & equipment mfg	(B)	(D)	(D)	6	2	1	2	1	—	—	—	—	—
333112	Lawn & garden equipment mfg	(A)	(D)	(D)	1	1	—	—	—	—	—	—	—	—
33312	Construction machinery mfg	(C)	(D)	(D)	2	1	—	—	—	—	1	—	—	—
333120	Construction machinery mfg	(C)	(D)	(D)	2	1	—	—	—	—	1	—	—	—
33313	Mining & oil & gas field machinery mfg	219	2 115	9 565	7	—	3	—	3	1	—	—	—	—
333132	Oil & gas field machinery & equipment mfg	219	2 115	9 565	7	—	3	—	3	1	—	—	—	—
3332	Industrial machinery mfg	(A)	(D)	(D)	4	2	2	—	—	—	—	—	—	—
33322	Plastics & rubber industry machinery mfg	(A)	(D)	(D)	1	—	1	—	—	—	—	—	—	—
333220	Plastics & rubber industry machinery mfg	(A)	(D)	(D)	1	—	1	—	—	—	—	—	—	—
33329	Other industrial machinery mfg	(A)	(D)	(D)	3	2	1	—	—	—	—	—	—	—
333292	Textile machinery mfg	(A)	(D)	(D)	1	1	—	—	—	—	—	—	—	—
333294	Food product machinery mfg	(A)	(D)	(D)	1	—	1	—	—	—	—	—	—	—
333298	All other industrial machinery mfg	(A)	(D)	(D)	1	1	—	—	—	—	—	—	—	—
3333	Commercial & service industry machinery mfg	(C)	(D)	(D)	2	1	—	—	—	—	1	—	—	—
33331	Commercial & service industry machinery mfg	(C)	(D)	(D)	2	1	—	—	—	—	1	—	—	—
333314	Optical instrument & lens mfg	(A)	(D)	(D)	1	1	—	—	—	—	—	—	—	—
333319	Oth commercial, service industry machinery mfg	(C)	(D)	(D)	1	—	—	—	—	—	1	—	—	—
3335	Metalworking machinery mfg	(A)	(D)	(D)	3	3	—	—	—	—	—	—	—	—
33351	Metalworking machinery mfg	(A)	(D)	(D)	3	3	—	—	—	—	—	—	—	—
333514	Special die, tool, die set, jig & fixture mfg	(A)	(D)	(D)	1	1	—	—	—	—	—	—	—	—
333515	Cutting tool & machine tool accessory mfg	(A)	(D)	(D)	2	2	—	—	—	—	—	—	—	—
3336	Engine, turbine & power transmsn equip mfg	(A)	(D)	(D)	1	—	1	—	—	—	—	—	—	—
33361	Engine, turbine & power transmsn equip mfg	(A)	(D)	(D)	1	—	1	—	—	—	—	—	—	—
333611	Turbine & turbine generator set unit mfg	(A)	(D)	(D)	1	—	1	—	—	—	—	—	—	—
3339	Other general purpose machinery mfg	(B)	(D)	(D)	8	6	1	—	1	—	—	—	—	—
33391	Pump & compressor mfg	(A)	(D)	(D)	1	1	—	—	—	—	—	—	—	—
333912	Air & gas compressor mfg	(A)	(D)	(D)	1	1	—	—	—	—	—	—	—	—
33392	Material handling equipment mfg	(A)	(D)	(D)	3	2	1	—	—	—	—	—	—	—
333922	Conveyor & conveying equipment mfg	(A)	(D)	(D)	2	2	—	—	—	—	—	—	—	—
333924	Ind truck, tractor, trailer, stacker mach mfg	(A)	(D)	(D)	1	—	1	—	—	—	—	—	—	—

See footnotes at end of table.

**Table 2. The State—Employees, Payroll, and Establishments by Industry: 2001—Con.**

[Excludes most government employees, railroad employees, and self-employed persons. Size class 1 to 4 includes establishments with payroll, but no employees, during mid-March pay period. (D) denotes figures withheld to avoid disclosing data for individual companies; the data are included in broader industry totals. For explanation of terms, abbreviations, and data reliability/comparability, see introductory text]

NAICS code	Industry	Number of employees for week including March 12	Payroll (\$1,000)		Total number of establishments	Number of establishments by employment-size class								
			First quarter	Annual		1 to 4	5 to 9	10 to 19	20 to 49	50 to 99	100 to 249	250 to 499	500 to 999	1,000 or more
<b>31-33</b>	<b>Manufacturing—Con.</b>													
333	Machinery mfg—Con.													
3339	Other general purpose machinery mfg—Con.				4	3	—	—	1	—	—	—	—	—
33399	All other general purpose machinery mfg . . .	(B)	(D)	(D)	3	2	—	—	1	—	—	—	—	—
333994	Industrial process furnace & oven mfg . . .	(B)	(D)	(D)	3	2	—	—	1	—	—	—	—	—
333999	All other general purpose machinery mfg . . . . .	(A)	(D)	(D)	1	1	—	—	—	—	—	—	—	—
334	Computer & electronic product mfg . . . . .	(E)	(D)	(D)	13	7	2	—	1	1	2	—	—	—
3341	Computer & peripheral equipment mfg . . . . .	(C)	(D)	(D)	1	—	—	—	—	—	1	—	—	—
33411	Computer & peripheral equipment mfg . . . . .	(C)	(D)	(D)	1	—	—	—	—	—	1	—	—	—
334119	Other computer peripheral equipment mfg . . . . .	(C)	(D)	(D)	1	—	—	—	—	—	1	—	—	—
3342	Communications equipment mfg . . . . .	(A)	(D)	(D)	1	1	—	—	—	—	—	—	—	—
33422	Radio, TV broadcast & wireless comm equip mfg . . . . .	(A)	(D)	(D)	1	1	—	—	—	—	—	—	—	—
334220	Radio, TV broadcast & wireless comm equip mfg . . . . .	(A)	(D)	(D)	1	1	—	—	—	—	—	—	—	—
3343	Audio & video equipment mfg . . . . .	(C)	(D)	(D)	2	—	1	—	—	—	1	—	—	—
33431	Audio & video equipment mfg . . . . .	(C)	(D)	(D)	2	—	1	—	—	—	1	—	—	—
334310	Audio & video equipment mfg . . . . .	(C)	(D)	(D)	2	—	1	—	—	—	1	—	—	—
3344	Semiconductor & oth electronic component mfg . . . . .	(A)	(D)	(D)	1	1	—	—	—	—	—	—	—	—
33441	Semiconductor & oth electronic component mfg . . . . .	(A)	(D)	(D)	1	1	—	—	—	—	—	—	—	—
334411	Electron tube mfg . . . . .	(A)	(D)	(D)	1	1	—	—	—	—	—	—	—	—
3345	Nav, measuring, medical, control instruments mfg . . . . .	(C)	(D)	(D)	7	4	1	—	1	1	—	—	—	—
33451	Nav, measuring, medical, control instruments mfg . . . . .	(C)	(D)	(D)	7	4	1	—	1	1	—	—	—	—
334511	Search, detection & navigation instrument mfg . . . . .	(B)	(D)	(D)	2	1	—	—	1	—	—	—	—	—
334515	Electricity measuring, testing instrument mfg . . . . .	(A)	(D)	(D)	2	1	1	—	—	—	—	—	—	—
334516	Analytical laboratory instrument mfg . . . . .	(B)	(D)	(D)	1	—	—	—	—	1	—	—	—	—
334519	Other measuring & controlling device mfg . . . . .	(A)	(D)	(D)	2	2	—	—	—	—	—	—	—	—
3346	Mfg & reproducing magnetic & optical media . . . . .	(A)	(D)	(D)	1	1	—	—	—	—	—	—	—	—
33461	Mfg & reproducing magnetic & optical media . . . . .	(A)	(D)	(D)	1	1	—	—	—	—	—	—	—	—
334613	Magnetic and optical recording media mfg . . . . .	(A)	(D)	(D)	1	1	—	—	—	—	—	—	—	—
335	Electrical equip, appliance & component mfg . . . . .	(B)	(D)	(D)	5	2	2	—	1	—	—	—	—	—
3351	Electric lighting equipment mfg . . . . .	(A)	(D)	(D)	2	—	2	—	—	—	—	—	—	—
33512	Lighting fixture mfg . . . . .	(A)	(D)	(D)	2	—	2	—	—	—	—	—	—	—
335121	Residential electric lighting fixture mfg . . . . .	(A)	(D)	(D)	1	—	1	—	—	—	—	—	—	—
335122	Commercial electric lighting fixture mfg . . . . .	(A)	(D)	(D)	1	—	1	—	—	—	—	—	—	—
3353	Electrical equipment mfg . . . . .	(A)	(D)	(D)	1	1	—	—	—	—	—	—	—	—
33531	Electrical equipment mfg . . . . .	(A)	(D)	(D)	1	1	—	—	—	—	—	—	—	—
335312	Motor & generator mfg . . . . .	(A)	(D)	(D)	1	1	—	—	—	—	—	—	—	—
3359	Other electrical equipment & component mfg . . . . .	(B)	(D)	(D)	2	1	—	—	1	—	—	—	—	—
33599	All oth electrical equipment & component mfg . . . . .	(B)	(D)	(D)	2	1	—	—	1	—	—	—	—	—
335991	Carbon & graphite product mfg . . . . .	(B)	(D)	(D)	1	—	—	—	1	—	—	—	—	—
335999	All oth misc electrical equip & component mfg . . . . .	(A)	(D)	(D)	1	1	—	—	—	—	—	—	—	—
336	Transportation equipment mfg . . . . .	(F)	(D)	(D)	24	11	5	3	2	1	2	—	—	—
3361	Motor vehicle mfg . . . . .	(A)	(D)	(D)	1	1	—	—	—	—	—	—	—	—
33611	Automobile & light duty motor vehicle mfg . . . . .	(A)	(D)	(D)	1	1	—	—	—	—	—	—	—	—
336112	Light truck & utility vehicle mfg . . . . .	(A)	(D)	(D)	1	1	—	—	—	—	—	—	—	—
3362	Motor vehicle body & trailer mfg . . . . .	(C)	(D)	(D)	7	4	—	1	1	1	—	—	—	—
33621	Motor vehicle body & trailer mfg . . . . .	(C)	(D)	(D)	7	4	—	1	1	1	—	—	—	—
336211	Motor vehicle body mfg . . . . .	(A)	(D)	(D)	1	1	—	—	—	—	—	—	—	—
336212	Truck trailer mfg . . . . .	(A)	(D)	(D)	1	—	—	1	—	—	—	—	—	—
336214	Travel trailer & camper mfg . . . . .	(C)	(D)	(D)	5	3	—	—	1	1	—	—	—	—
3363	Motor vehicle parts mfg . . . . .	(B)	(D)	(D)	11	5	3	2	1	—	—	—	—	—
33631	Motor vehicle gas engine & engine parts mfg . . . . .	(B)	(D)	(D)	6	3	2	—	1	—	—	—	—	—
336312	Gasoline engine & engine parts mfg . . . . .	(B)	(D)	(D)	6	3	2	—	1	—	—	—	—	—
33632	MV electrical & electronic equipment mfg . . . . .	(A)	(D)	(D)	2	1	1	—	—	—	—	—	—	—
336322	Other MV electrical & electronic equip mfg . . . . .	(A)	(D)	(D)	2	1	1	—	—	—	—	—	—	—
33633	Motor vehicle steering & suspension parts mfg . . . . .	(A)	(D)	(D)	1	—	—	1	—	—	—	—	—	—
336330	Motor vehicle steering & suspension parts mfg . . . . .	(A)	(D)	(D)	1	—	—	1	—	—	—	—	—	—
33639	Other motor vehicle parts mfg . . . . .	(A)	(D)	(D)	2	1	—	1	—	—	—	—	—	—
336399	All other motor vehicle parts mfg . . . . .	(A)	(D)	(D)	2	1	—	1	—	—	—	—	—	—
3364	Aerospace product & parts mfg . . . . .	(C)	(D)	(D)	2	—	1	—	—	—	1	—	—	—
33641	Aerospace product & parts mfg . . . . .	(C)	(D)	(D)	2	—	1	—	—	—	1	—	—	—
336411	Aircraft mfg . . . . .	(C)	(D)	(D)	2	—	1	—	—	—	1	—	—	—
336413	Other aircraft part & auxiliary equipment mfg . . . . .	(A)	(D)	(D)	1	—	1	—	—	—	—	—	—	—
3365	Railroad rolling stock mfg . . . . .	(C)	(D)	(D)	1	—	—	—	—	—	1	—	—	—
33651	Railroad rolling stock mfg . . . . .	(C)	(D)	(D)	1	—	—	—	—	—	1	—	—	—
336510	Railroad rolling stock mfg . . . . .	(C)	(D)	(D)	1	—	—	—	—	—	1	—	—	—
3366	Ship & boat building . . . . .	(A)	(D)	(D)	2	1	1	—	—	—	—	—	—	—
33661	Ship & boat building . . . . .	(A)	(D)	(D)	2	1	1	—	—	—	—	—	—	—
336611	Ship building & repairing . . . . .	(A)	(D)	(D)	2	1	1	—	—	—	—	—	—	—

See footnotes at end of table.

**Table 2. The State—Employees, Payroll, and Establishments by Industry: 2001—Con.**

[Excludes most government employees, railroad employees, and self-employed persons. Size class 1 to 4 includes establishments with payroll, but no employees, during mid-March pay period. (D) denotes figures withheld to avoid disclosing data for individual companies; the data are included in broader industry totals. For explanation of terms, abbreviations, and data reliability/comparability, see introductory text]

NAICS code	Industry	Number of employees for week including March 12	Payroll (\$1,000)		Total number of establishments	Number of establishments by employment-size class										
			First quarter	Annual		1 to 4	5 to 9	10 to 19	20 to 49	50 to 99	100 to 249	250 to 499	500 to 999	1,000 or more		
<b>31-33</b>	<b>Manufacturing—Con.</b>															
337	Furniture & related product mfg . . . . .	295	1 357	5 625	41	22	12	5	—	2	—	—	—	—	—	—
3371	HH & institutional furniture & kitchen cabinet mfg . . . . .	(E)	(D)	(D)	34	18	11	3	—	2	—	—	—	—	—	—
33711	Wood kitchen cabinet & countertop mfg . . . . .	(C)	(D)	(D)	17	7	7	2	—	1	—	—	—	—	—	—
337110	Wood kitchen cabinet & countertop mfg . . . . .	(C)	(D)	(D)	17	7	7	2	—	1	—	—	—	—	—	—
33712	Household & institutional furniture mfg . . . . .	(C)	(D)	(D)	17	11	4	1	—	1	—	—	—	—	—	—
337121	Upholstered household furniture mfg . . . . .	(A)	(D)	(D)	2	1	1	—	—	—	—	—	—	—	—	—
337122	Nonupholstered wood household furniture mfg . . . . .	(C)	(D)	(D)	13	9	2	1	—	1	—	—	—	—	—	—
337124	Metal household furniture manufacturing . . . . .	(A)	(D)	(D)	1	—	1	—	—	—	—	—	—	—	—	—
337127	Institutional furniture mfg . . . . .	(A)	(D)	(D)	1	1	—	—	—	—	—	—	—	—	—	—
3372	Office furniture (including fixtures) mfg . . . . .	(B)	(D)	(D)	7	4	1	2	—	—	—	—	—	—	—	—
33721	Office furniture (including fixtures) mfg . . . . .	(B)	(D)	(D)	7	4	1	2	—	—	—	—	—	—	—	—
337212	Custom architectural woodwork & millwork mfg . . . . .	(B)	(D)	(D)	5	2	1	2	—	—	—	—	—	—	—	—
337215	Showcase, partition, shelving & locker mfg . . . . .	(A)	(D)	(D)	2	2	—	—	—	—	—	—	—	—	—	—
339	Miscellaneous mfg . . . . .	477	2 478	11 370	53	34	10	3	4	1	1	—	—	—	—	—
3391	Medical equipment & supplies mfg . . . . .	(C)	(D)	(D)	17	13	3	—	—	—	1	—	—	—	—	—
33911	Medical equipment & supplies mfg . . . . .	(C)	(D)	(D)	17	13	3	—	—	—	1	—	—	—	—	—
339111	Laboratory apparatus & furniture mfg . . . . .	(A)	(D)	(D)	1	1	—	—	—	—	—	—	—	—	—	—
339112	Surgical & medical instrument mfg . . . . .	(A)	(D)	(D)	1	1	—	—	—	—	—	—	—	—	—	—
339113	Surgical appliance & supplies mfg . . . . .	(C)	(D)	(D)	3	1	1	—	—	—	1	—	—	—	—	—
339114	Dental equipment & supplies mfg . . . . .	(A)	(D)	(D)	1	1	—	—	—	—	—	—	—	—	—	—
339116	Dental laboratories . . . . .	(B)	(D)	(D)	11	9	2	—	—	—	—	—	—	—	—	—
3399	Other miscellaneous mfg . . . . .	(E)	(D)	(D)	36	21	7	3	4	1	—	—	—	—	—	—
33991	Jewelry & silverware mfg . . . . .	(B)	(D)	(D)	4	2	1	1	—	—	—	—	—	—	—	—
339911	Jewelry (exc costume) mfg . . . . .	(A)	(D)	(D)	2	1	—	1	—	—	—	—	—	—	—	—
339914	Costume jewelry & novelty mfg . . . . .	(A)	(D)	(D)	2	1	1	—	—	—	—	—	—	—	—	—
33992	Sporting & athletic goods mfg . . . . .	(B)	(D)	(D)	3	1	1	1	—	—	—	—	—	—	—	—
339920	Sporting & athletic goods mfg . . . . .	(B)	(D)	(D)	3	1	1	1	—	—	—	—	—	—	—	—
33993	Doll, toy & game mfg . . . . .	(A)	(D)	(D)	4	4	—	—	—	—	—	—	—	—	—	—
339932	Game, toy & children's vehicle mfg . . . . .	(A)	(D)	(D)	4	4	—	—	—	—	—	—	—	—	—	—
33994	Office supplies (exc paper) mfg . . . . .	(A)	(D)	(D)	1	1	—	—	—	—	—	—	—	—	—	—
339943	Marking device mfg . . . . .	(A)	(D)	(D)	1	1	—	—	—	—	—	—	—	—	—	—
33995	Sign mfg . . . . .	(C)	(D)	(D)	13	7	3	1	1	1	—	—	—	—	—	—
339950	Sign mfg . . . . .	(C)	(D)	(D)	13	7	3	1	1	1	—	—	—	—	—	—
33999	All other misc mfg . . . . .	(C)	(D)	(D)	11	6	2	—	3	—	—	—	—	—	—	—
339992	Musical instrument mfg . . . . .	(A)	(D)	(D)	2	2	—	—	—	—	—	—	—	—	—	—
339999	All other miscellaneous mfg . . . . .	(C)	(D)	(D)	9	4	2	—	3	—	—	—	—	—	—	—
<b>42</b>	<b>Wholesale trade . . . . .</b>	<b>6 801</b>	<b>62 172</b>	<b>260 445</b>	<b>817</b>	<b>406</b>	<b>209</b>	<b>130</b>	<b>60</b>	<b>9</b>	<b>3</b>	—	—	—	—	—
421	Wholesale trade, durable goods . . . . .	4 173	38 491	167 048	494	244	138	70	32	8	2	—	—	—	—	—
4211	Motor vehicle, motor vehicle pt & supply whsle . . . . .	445	4 016	18 381	44	22	14	2	5	1	—	—	—	—	—	—
42111	Automobile & other motor vehicle whsle . . . . .	(C)	(D)	(D)	12	3	6	—	2	1	—	—	—	—	—	—
421110	Automobile & other motor vehicle whsle . . . . .	(C)	(D)	(D)	12	3	6	—	2	1	—	—	—	—	—	—
42112	Motor vehicle supplies & new parts whsle . . . . .	(C)	(D)	(D)	14	8	2	2	2	—	—	—	—	—	—	—
421120	Motor vehicle supplies & new parts whsle . . . . .	(C)	(D)	(D)	14	8	2	2	2	—	—	—	—	—	—	—
42113	Tire & tube whsle . . . . .	(B)	(D)	(D)	6	4	1	—	1	—	—	—	—	—	—	—
421130	Tire & tube whsle . . . . .	(B)	(D)	(D)	6	4	1	—	1	—	—	—	—	—	—	—
42114	Motor vehicle parts (used) whsle . . . . .	(B)	(D)	(D)	12	7	5	—	—	—	—	—	—	—	—	—
421140	Motor vehicle parts (used) whsle . . . . .	(B)	(D)	(D)	12	7	5	—	—	—	—	—	—	—	—	—
4212	Furniture & home furnishing whsle . . . . .	(B)	(D)	(D)	5	2	1	2	—	—	—	—	—	—	—	—
42121	Furniture whsle . . . . .	(A)	(D)	(D)	3	1	1	1	—	—	—	—	—	—	—	—
421210	Furniture whsle . . . . .	(A)	(D)	(D)	3	1	1	1	—	—	—	—	—	—	—	—
42122	Home furnishing whsle . . . . .	(A)	(D)	(D)	2	1	—	1	—	—	—	—	—	—	—	—
421220	Home furnishing whsle . . . . .	(A)	(D)	(D)	2	1	—	1	—	—	—	—	—	—	—	—
4213	Lumber & other construction materials whsle . . . . .	181	1 797	7 125	26	15	8	2	—	1	—	—	—	—	—	—
42131	Lumber, plywood, millwork & wood panel whsle . . . . .	127	1 528	5 665	16	10	4	1	—	1	—	—	—	—	—	—
421310	Lumber, plywood, millwork & wood panel whsle . . . . .	127	1 528	5 665	16	10	4	1	—	1	—	—	—	—	—	—
42132	Brick & related construction material whsle . . . . .	(B)	(D)	(D)	6	3	2	1	—	—	—	—	—	—	—	—
421320	Brick & related construction material whsle . . . . .	(B)	(D)	(D)	6	3	2	1	—	—	—	—	—	—	—	—
42133	Roofing, siding & insulation material whsle . . . . .	(A)	(D)	(D)	1	1	—	—	—	—	—	—	—	—	—	—
421330	Roofing, siding & insulation material whsle . . . . .	(A)	(D)	(D)	1	1	—	—	—	—	—	—	—	—	—	—
42139	Other construction material whsle . . . . .	(A)	(D)	(D)	3	1	2	—	—	—	—	—	—	—	—	—
421390	Other construction material whsle . . . . .	(A)	(D)	(D)	3	1	2	—	—	—	—	—	—	—	—	—
4214	Professional & commercial equip & supp whsle . . . . .	422	4 388	17 470	53	30	10	9	3	1	—	—	—	—	—	—
42142	Office equipment whsle . . . . .	(C)	(D)	(D)	25	14	5	4	2	—	—	—	—	—	—	—
421420	Office equipment whsle . . . . .	(C)	(D)	(D)	25	14	5	4	2	—	—	—	—	—	—	—
42143	Computer & peripheral equip & software whsle . . . . .	(C)	(D)	(D)	9	4	2	1	1	1	—	—	—	—	—	—
421430	Computer & peripheral equip & software whsle . . . . .	(C)	(D)	(D)	9	4	2	1	1	1	—	—	—	—	—	—
42144	Other commercial equipment whsle . . . . .	(B)	(D)	(D)	4	2	—	2	—	—	—	—	—	—	—	—
421440	Other commercial equipment whsle . . . . .	(B)	(D)	(D)	4	2	—	2	—	—	—	—	—	—	—	—
42145	Medical, dental, hospital equip & supp whsle . . . . .	(B)	(D)	(D)	5	3	1	1	—	—	—	—	—	—	—	—
421450	Medical, dental, hospital equip & supp whsle . . . . .	(B)	(D)	(D)	5	3	1	1	—	—	—	—	—	—	—	—
42146	Ophthalmic goods whsle . . . . .	(B)	(D)	(D)	4	2	1	1	—	—	—	—	—	—	—	—
421460	Ophthalmic goods whsle . . . . .	(B)	(D)	(D)	4	2	1	1	—	—	—	—	—	—	—	—

See footnotes at end of table.

**Table 2. The State—Employees, Payroll, and Establishments by Industry: 2001—Con.**

[Excludes most government employees, railroad employees, and self-employed persons. Size class 1 to 4 includes establishments with payroll, but no employees, during mid-March pay period. (D) denotes figures withheld to avoid disclosing data for individual companies; the data are included in broader industry totals. For explanation of terms, abbreviations, and data reliability/comparability, see introductory text]

NAICS code	Industry	Number of employees for week including March 12	Payroll (\$1,000)		Total number of establishments	Number of establishments by employment-size class											
			First quarter	Annual		1 to 4	5 to 9	10 to 19	20 to 49	50 to 99	100 to 249	250 to 499	500 to 999	1,000 or more			
<b>42</b>	<b>Wholesale trade—Con.</b>																
421	Wholesale trade, durable goods—Con.																
4214	Professional & commercial equip & supp whsle—Con.																
42149	Oth professional equipment & supplies whsle .....	(A)	(D)	(D)	6	5	1	—	—	—	—	—	—	—	—	—	—
421490	Oth professional equipment & supplies whsle .....	(A)	(D)	(D)	6	5	1	—	—	—	—	—	—	—	—	—	—
4215	Metal & mineral (except petroleum) whsle ...	(B)	(D)	(D)	17	8	4	5	—	—	—	—	—	—	—	—	—
42151	Metal service centers & offices whsle .....	(B)	(D)	(D)	14	6	4	4	—	—	—	—	—	—	—	—	—
421510	Metal service centers & offices whsle .....	(B)	(D)	(D)	14	6	4	4	—	—	—	—	—	—	—	—	—
42152	Coal & other mineral & ore whsle .....	16	161	598	3	2	—	1	—	—	—	—	—	—	—	—	—
421520	Coal & other mineral & ore whsle .....	16	161	598	3	2	—	1	—	—	—	—	—	—	—	—	—
4216	Electrical goods whsle .....	232	1 945	7 681	43	19	19	4	1	—	—	—	—	—	—	—	—
42161	Elec equip, wiring supp, const material whsle .....	(C)	(D)	(D)	27	9	13	4	1	—	—	—	—	—	—	—	—
421610	Elec equip, wiring supp, const material whsle .....	(C)	(D)	(D)	27	9	13	4	1	—	—	—	—	—	—	—	—
42169	Other electronic parts & equipment whsle ..	(B)	(D)	(D)	16	10	6	—	—	—	—	—	—	—	—	—	—
421690	Other electronic parts & equipment whsle .....	(B)	(D)	(D)	16	10	6	—	—	—	—	—	—	—	—	—	—
4217	Hardware, plumb & heating equip & sup whsle .....	(C)	(D)	(D)	24	11	8	3	2	—	—	—	—	—	—	—	—
42171	Hardware whsle .....	(B)	(D)	(D)	13	8	3	2	—	—	—	—	—	—	—	—	—
421710	Hardware whsle .....	(B)	(D)	(D)	13	8	3	2	—	—	—	—	—	—	—	—	—
42172	Plumbing & heating equipment & supplies whsle .....	(B)	(D)	(D)	5	1	3	1	—	—	—	—	—	—	—	—	—
421720	Plumbing & heating equipment & supplies whsle .....	(B)	(D)	(D)	5	1	3	1	—	—	—	—	—	—	—	—	—
42173	Warm air heating & AC equip & supplies whsle .....	(B)	(D)	(D)	4	1	1	—	2	—	—	—	—	—	—	—	—
421730	Warm air heating & AC equip & supplies whsle .....	(B)	(D)	(D)	4	1	1	—	2	—	—	—	—	—	—	—	—
42174	Refrigeration equipment & supplies whsle ..	(A)	(D)	(D)	2	1	1	—	—	—	—	—	—	—	—	—	—
421740	Refrigeration equipment & supplies whsle .....	(A)	(D)	(D)	2	1	1	—	—	—	—	—	—	—	—	—	—
4218	Machinery, equipment & supplies whsle ....	2 453	23 131	101 363	243	111	64	40	21	5	2	—	—	—	—	—	—
42181	Const & mining (exc petroleum) equip whsle .....	661	8 062	35 430	28	12	3	4	7	—	2	—	—	—	—	—	—
421810	Const & mining (exc petroleum) equip whsle .....	661	8 062	35 430	28	12	3	4	7	—	2	—	—	—	—	—	—
42182	Farm & garden machinery & equipment whsle .....	(E)	(D)	(D)	27	10	7	7	3	—	—	—	—	—	—	—	—
421820	Farm & garden machinery & equipment whsle .....	(E)	(D)	(D)	27	10	7	7	3	—	—	—	—	—	—	—	—
42183	Industrial machinery & equipment whsle ..	1 123	9 958	43 605	131	59	36	25	7	4	—	—	—	—	—	—	—
421830	Industrial machinery & equipment whsle .....	1 123	9 958	43 605	131	59	36	25	7	4	—	—	—	—	—	—	—
42184	Industrial supplies whsle .....	354	3 104	13 677	44	22	14	3	4	1	—	—	—	—	—	—	—
421840	Industrial supplies whsle .....	354	3 104	13 677	44	22	14	3	4	1	—	—	—	—	—	—	—
42185	Service establishment equip & supplies whsle .....	(B)	(D)	(D)	12	7	4	1	—	—	—	—	—	—	—	—	—
421850	Service establishment equip & supplies whsle .....	(B)	(D)	(D)	12	7	4	1	—	—	—	—	—	—	—	—	—
42186	Transportation equip, supplies (exc MV) whsle .....	(A)	(D)	(D)	1	1	—	—	—	—	—	—	—	—	—	—	—
421860	Transportation equip, supplies (exc MV) whsle .....	(A)	(D)	(D)	1	1	—	—	—	—	—	—	—	—	—	—	—
4219	Miscellaneous durable goods whsle .....	152	897	4 307	39	26	10	3	—	—	—	—	—	—	—	—	—
42191	Sporting & recreational goods & supply whsle .....	(A)	(D)	(D)	6	4	2	—	—	—	—	—	—	—	—	—	—
421910	Sporting & recreational goods & supply whsle .....	(A)	(D)	(D)	6	4	2	—	—	—	—	—	—	—	—	—	—
42192	Toy & hobby goods & supplies whsle .....	(A)	(D)	(D)	3	2	1	—	—	—	—	—	—	—	—	—	—
421920	Toy & hobby goods & supplies whsle .....	(A)	(D)	(D)	3	2	1	—	—	—	—	—	—	—	—	—	—
42193	Recyclable material whsle .....	(B)	(D)	(D)	14	7	4	3	—	—	—	—	—	—	—	—	—
421930	Recyclable material whsle .....	(B)	(D)	(D)	14	7	4	3	—	—	—	—	—	—	—	—	—
42194	Jewelry, watch, precious stone & metal whsle .....	(A)	(D)	(D)	3	2	1	—	—	—	—	—	—	—	—	—	—
421940	Jewelry, watch, precious stone & metal whsle .....	(A)	(D)	(D)	3	2	1	—	—	—	—	—	—	—	—	—	—
42199	Other miscellaneous durable goods whsle .....	(B)	(D)	(D)	13	11	2	—	—	—	—	—	—	—	—	—	—
421990	Other miscellaneous durable goods whsle .....	(B)	(D)	(D)	13	11	2	—	—	—	—	—	—	—	—	—	—
422	Wholesale trade, nondurable goods .....	2 628	23 681	93 397	323	162	71	60	28	1	1	—	—	—	—	—	—
4221	Paper & paper product whsle .....	(B)	(D)	(D)	15	11	3	—	1	—	—	—	—	—	—	—	—
42211	Printing & writing paper whsle .....	(A)	(D)	(D)	1	—	1	—	—	—	—	—	—	—	—	—	—
422110	Printing & writing paper whsle .....	(A)	(D)	(D)	1	—	1	—	—	—	—	—	—	—	—	—	—
42212	Stationery & office supplies whsle .....	(B)	(D)	(D)	13	10	2	—	1	—	—	—	—	—	—	—	—
422120	Stationery & office supplies whsle .....	(B)	(D)	(D)	13	10	2	—	1	—	—	—	—	—	—	—	—
42213	Industrial & personal service paper whsle ..	(A)	(D)	(D)	1	1	—	—	—	—	—	—	—	—	—	—	—
422130	Industrial & personal service paper whsle .....	(A)	(D)	(D)	1	1	—	—	—	—	—	—	—	—	—	—	—
4222	Drugs & druggists' sundries whsle .....	99	1 221	5 525	11	5	2	3	1	—	—	—	—	—	—	—	—
42221	Drugs & druggists' sundries whsle .....	99	1 221	5 525	11	5	2	3	1	—	—	—	—	—	—	—	—
422210	Drugs & druggists' sundries whsle .....	99	1 221	5 525	11	5	2	3	1	—	—	—	—	—	—	—	—
4223	Apparel, piece goods & notions whsle .....	(B)	(D)	(D)	11	6	3	1	1	—	—	—	—	—	—	—	—
42231	Piece goods, notions & other dry goods whsle .....	(B)	(D)	(D)	3	1	1	—	1	—	—	—	—	—	—	—	—
422310	Piece goods, notions & other dry goods whsle .....	(B)	(D)	(D)	3	1	1	—	1	—	—	—	—	—	—	—	—
42232	Men's & boys' clothing & furnishings whsle .....	(B)	(D)	(D)	3	1	1	1	—	—	—	—	—	—	—	—	—
422320	Men's & boys' clothing & furnishings whsle .....	(B)	(D)	(D)	3	1	1	1	—	—	—	—	—	—	—	—	—

See footnotes at end of table.

**Table 2. The State—Employees, Payroll, and Establishments by Industry: 2001—Con.**

[Excludes most government employees, railroad employees, and self-employed persons. Size class 1 to 4 includes establishments with payroll, but no employees, during mid-March pay period. (D) denotes figures withheld to avoid disclosing data for individual companies; the data are included in broader industry totals. For explanation of terms, abbreviations, and data reliability/comparability, see introductory text]

NAICS code	Industry	Number of employees for week including March 12	Payroll (\$1,000)		Total number of establishments	Number of establishments by employment-size class														
			First quarter	Annual		1 to 4	5 to 9	10 to 19	20 to 49	50 to 99	100 to 249	250 to 499	500 to 999	1,000 or more						
<b>42</b>	<b>Wholesale trade—Con.</b>																			
422	Wholesale trade, nondurable goods—Con.																			
4223	Apparel, piece goods & notions whsle—Con.																			
42233	Women's, children's, infants' clothing whsle	(A)	(D)	(D)	5	4	1	—	—	—	—	—	—	—	—	—	—	—	—	—
422330	Women's, children's, infants' clothing whsle	(A)	(D)	(D)	5	4	1	—	—	—	—	—	—	—	—	—	—	—	—	—
4224	Grocery & related product whsle	547	3 309	14 073	60	24	17	12	7	—	—	—	—	—	—	—	—	—	—	—
42241	General line grocery whsle	(B)	(D)	(D)	3	1	1	1	—	—	—	—	—	—	—	—	—	—	—	—
422410	General line grocery whsle	(B)	(D)	(D)	3	1	1	1	—	—	—	—	—	—	—	—	—	—	—	—
42243	Dairy product (exc dried or canned) whsle	52	309	1 313	11	7	3	1	—	—	—	—	—	—	—	—	—	—	—	—
422430	Dairy product (exc dried or canned) whsle	52	309	1 313	11	7	3	1	—	—	—	—	—	—	—	—	—	—	—	—
42245	Confectionery whsle	(A)	(D)	(D)	3	3	—	—	—	—	—	—	—	—	—	—	—	—	—	—
422450	Confectionery whsle	(A)	(D)	(D)	3	3	—	—	—	—	—	—	—	—	—	—	—	—	—	—
42246	Fish & seafood whsle	(A)	(D)	(D)	2	2	—	—	—	—	—	—	—	—	—	—	—	—	—	—
422460	Fish & seafood whsle	(A)	(D)	(D)	2	2	—	—	—	—	—	—	—	—	—	—	—	—	—	—
42247	Meat & meat product whsle	(B)	(D)	(D)	6	2	2	2	—	—	—	—	—	—	—	—	—	—	—	—
422470	Meat & meat product whsle	(B)	(D)	(D)	6	2	2	2	—	—	—	—	—	—	—	—	—	—	—	—
42248	Fresh fruit & vegetable whsle	(B)	(D)	(D)	4	1	2	1	—	—	—	—	—	—	—	—	—	—	—	—
422480	Fresh fruit & vegetable whsle	(B)	(D)	(D)	4	1	2	1	—	—	—	—	—	—	—	—	—	—	—	—
42249	Other grocery & related products whsle	395	2 583	10 872	31	8	9	7	7	—	—	—	—	—	—	—	—	—	—	—
422490	Other grocery & related products whsle	395	2 583	10 872	31	8	9	7	7	—	—	—	—	—	—	—	—	—	—	—
4225	Farm product raw material whsle	(C)	(D)	(D)	18	11	2	2	3	—	—	—	—	—	—	—	—	—	—	—
42251	Grain & field bean whsle	(B)	(D)	(D)	7	5	1	1	—	—	—	—	—	—	—	—	—	—	—	—
422510	Grain & field bean whsle	(B)	(D)	(D)	7	5	1	1	—	—	—	—	—	—	—	—	—	—	—	—
42252	Livestock whsle	(C)	(D)	(D)	9	4	1	1	3	—	—	—	—	—	—	—	—	—	—	—
422520	Livestock whsle	(C)	(D)	(D)	9	4	1	1	3	—	—	—	—	—	—	—	—	—	—	—
42259	Other farm product raw material whsle	(A)	(D)	(D)	2	2	—	—	—	—	—	—	—	—	—	—	—	—	—	—
422590	Other farm product raw material whsle	(A)	(D)	(D)	2	2	—	—	—	—	—	—	—	—	—	—	—	—	—	—
4226	Chemical & allied products whsle	433	7 126	24 522	46	24	10	4	7	1	—	—	—	—	—	—	—	—	—	—
42261	Plastics materials & basic forms, shapes whsle	15	241	585	5	5	—	—	—	—	—	—	—	—	—	—	—	—	—	—
422610	Plastics materials & basic forms, shapes whsle	15	241	585	5	5	—	—	—	—	—	—	—	—	—	—	—	—	—	—
42269	Other chemical & allied products whsle	418	6 885	23 937	41	19	10	4	7	1	—	—	—	—	—	—	—	—	—	—
422690	Other chemical & allied products whsle	418	6 885	23 937	41	19	10	4	7	1	—	—	—	—	—	—	—	—	—	—
4227	Petroleum & petroleum products whsle	668	7 260	27 542	80	42	14	19	4	—	—	—	—	—	—	—	—	—	—	—
42271	Petroleum bulk stations & terminals	(F)	(D)	(D)	68	33	14	17	3	—	—	—	—	—	—	—	—	—	—	—
422710	Petroleum bulk stations & terminals	(F)	(D)	(D)	68	33	14	17	3	—	—	—	—	—	—	—	—	—	—	—
42272	Petroleum prod whsle (exc bulk sta, terminals)	(B)	(D)	(D)	12	9	—	2	1	—	—	—	—	—	—	—	—	—	—	—
422720	Petroleum prod whsle (exc bulk sta, terminals)	(B)	(D)	(D)	12	9	—	2	1	—	—	—	—	—	—	—	—	—	—	—
4228	Beer, wine, distilled alcoholic beverage whsle	(E)	(D)	(D)	28	8	10	8	2	—	—	—	—	—	—	—	—	—	—	—
42281	Beer & ale whsle	(C)	(D)	(D)	26	8	9	8	1	—	—	—	—	—	—	—	—	—	—	—
422810	Beer & ale whsle	(C)	(D)	(D)	26	8	9	8	1	—	—	—	—	—	—	—	—	—	—	—
42282	Wine & distilled alcoholic beverage whsle	(B)	(D)	(D)	2	—	1	—	1	—	—	—	—	—	—	—	—	—	—	—
422820	Wine & distilled alcoholic beverage whsle	(B)	(D)	(D)	2	—	1	—	1	—	—	—	—	—	—	—	—	—	—	—
4229	Miscellaneous nondurable goods whsle	(E)	(D)	(D)	54	31	10	11	2	—	—	—	—	—	—	—	—	—	—	—
42291	Farm supplies whsle	(C)	(D)	(D)	16	9	2	4	1	—	—	—	—	—	—	—	—	—	—	—
422910	Farm supplies whsle	(C)	(D)	(D)	16	9	2	4	1	—	—	—	—	—	—	—	—	—	—	—
42292	Book, periodical & newspaper whsle	(B)	(D)	(D)	5	3	1	1	—	—	—	—	—	—	—	—	—	—	—	—
422920	Book, periodical & newspaper whsle	(B)	(D)	(D)	5	3	1	1	—	—	—	—	—	—	—	—	—	—	—	—
42293	Flower, nursery stock, florists' supplies whsle	25	39	227	4	1	2	1	—	—	—	—	—	—	—	—	—	—	—	—
422930	Flower, nursery stock, florists' supplies whsle	25	39	227	4	1	2	1	—	—	—	—	—	—	—	—	—	—	—	—
42294	Tobacco & tobacco product whsle	(B)	(D)	(D)	6	1	2	2	1	—	—	—	—	—	—	—	—	—	—	—
422940	Tobacco & tobacco product whsle	(B)	(D)	(D)	6	1	2	2	1	—	—	—	—	—	—	—	—	—	—	—
42295	Paint, varnish & supplies whsle	(B)	(D)	(D)	2	1	—	1	—	—	—	—	—	—	—	—	—	—	—	—
422950	Paint, varnish & supplies whsle	(B)	(D)	(D)	2	1	—	1	—	—	—	—	—	—	—	—	—	—	—	—
42299	Other miscellaneous nondurable goods whsle	69	283	1 511	21	16	3	2	—	—	—	—	—	—	—	—	—	—	—	—
422990	Other miscellaneous nondurable goods whsle	69	283	1 511	21	16	3	2	—	—	—	—	—	—	—	—	—	—	—	—
<b>44-45</b>	<b>Retail trade</b>	<b>29 408</b>	<b>126 540</b>	<b>542 585</b>	<b>2 839</b>	<b>1 349</b>	<b>819</b>	<b>366</b>	<b>207</b>	<b>62</b>	<b>28</b>	<b>8</b>	—	—	—	—	—	—	—	—
441	Motor vehicle & parts dealers	4 067	25 578	117 403	376	148	116	55	43	12	2	—	—	—	—	—	—	—	—	—
4411	Automobile dealers	(H)	(D)	(D)	134	50	20	15	35	12	2	—	—	—	—	—	—	—	—	—
44111	New car dealers	2 306	16 666	76 276	78	9	8	12	35	12	2	—	—	—	—	—	—	—	—	—
441110	New car dealers	2 306	16 666	76 276	78	9	8	12	35	12	2	—	—	—	—	—	—	—	—	—
44112	Used car dealers	(C)	(D)	(D)	56	41	12	3	—	—	—	—	—	—	—	—	—	—	—	—
441120	Used car dealers	(C)	(D)	(D)	56	41	12	3	—	—	—	—	—	—	—	—	—	—	—	—
4412	Other motor vehicle dealers	(E)	(D)	(D)	62	31	20	8	3	—	—	—	—	—	—	—	—	—	—	—
44121	Recreational vehicle dealers	(C)	(D)	(D)	21	9	9	2	1	—	—	—	—	—	—	—	—	—	—	—
441210	Recreational vehicle dealers	(C)	(D)	(D)	21	9	9	2	1	—	—	—	—	—	—	—	—	—	—	—
44122	Motorcycle & boat & other MV dealers	(E)	(D)	(D)	41	22	11	6	2	—	—	—	—	—	—	—	—	—	—	—
441221	Motorcycle dealers	(C)	(D)	(D)	18	8	5	3	2	—	—	—	—	—	—	—	—	—	—	—
441222	Boat dealers	(B)	(D)	(D)	7	5	1	1	—	—	—	—	—	—	—	—	—	—	—	—
441229	All other motor vehicle dealers	(B)	(D)	(D)	16	9	5	2	—	—	—	—	—	—	—	—	—	—	—	—
4413	Automotive parts, accessories & tire stores	(G)	(D)	(D)	180	67	76	32	5	—	—	—	—	—	—	—	—	—	—	—
44131	Automotive parts, accessories & tire stores	(F)	(D)	(D)	126	45	59	19	3	—	—	—								

**Table 2. The State—Employees, Payroll, and Establishments by Industry: 2001—Con.**

[Excludes most government employees, railroad employees, and self-employed persons. Size class 1 to 4 includes establishments with payroll, but no employees, during mid-March pay period. (D) denotes figures withheld to avoid disclosing data for individual companies; the data are included in broader industry totals. For explanation of terms, abbreviations, and data reliability/comparability, see introductory text]

NAICS code	Industry	Number of employees for week including March 12	Payroll (\$1,000)		Total number of establishments	Number of establishments by employment-size class														
			First quarter	Annual		1 to 4	5 to 9	10 to 19	20 to 49	50 to 99	100 to 249	250 to 499	500 to 999	1,000 or more						
<b>44-45</b>	<b>Retail trade—Con.</b>																			
442	Furniture & home furnishing stores .....	734	3 524	15 135	135	75	44	12	4	—	—	—	—	—	—	—	—	—	—	—
4421	Furniture stores .....	401	2 061	8 707	56	25	19	9	3	—	—	—	—	—	—	—	—	—	—	—
44211	Furniture stores .....	401	2 061	8 707	56	25	19	9	3	—	—	—	—	—	—	—	—	—	—	—
442110	Furniture stores .....	401	2 061	8 707	56	25	19	9	3	—	—	—	—	—	—	—	—	—	—	—
4422	Home furnishings stores .....	333	1 463	6 428	79	50	25	3	1	—	—	—	—	—	—	—	—	—	—	—
44221	Floor covering stores .....	216	1 118	4 848	46	26	18	1	1	—	—	—	—	—	—	—	—	—	—	—
442210	Floor covering stores .....	216	1 118	4 848	46	26	18	1	1	—	—	—	—	—	—	—	—	—	—	—
44229	Other home furnishings stores .....	117	345	1 580	33	24	7	2	—	—	—	—	—	—	—	—	—	—	—	—
442291	Window treatment stores .....	(A)	(D)	(D)	3	3	—	—	—	—	—	—	—	—	—	—	—	—	—	—
442299	All other home furnishings stores .....	(C)	(D)	(D)	30	21	7	2	—	—	—	—	—	—	—	—	—	—	—	—
443	Electronics & appliance stores .....	615	2 982	12 187	112	62	37	8	5	—	—	—	—	—	—	—	—	—	—	—
4431	Electronics & appliance stores .....	615	2 982	12 187	112	62	37	8	5	—	—	—	—	—	—	—	—	—	—	—
44311	Appliance, TV & all other electronics stores .....	(E)	(D)	(D)	80	43	25	8	4	—	—	—	—	—	—	—	—	—	—	—
443111	Household appliance stores .....	(C)	(D)	(D)	23	13	8	2	—	—	—	—	—	—	—	—	—	—	—	—
443112	Radio, television & other electronics stores .....	(E)	(D)	(D)	57	30	17	6	4	—	—	—	—	—	—	—	—	—	—	—
44312	Computer & software stores .....	(C)	(D)	(D)	26	15	10	—	1	—	—	—	—	—	—	—	—	—	—	—
443120	Computer & software stores .....	(C)	(D)	(D)	26	15	10	—	1	—	—	—	—	—	—	—	—	—	—	—
44313	Camera & photographic supplies stores .....	(B)	(D)	(D)	6	4	2	—	—	—	—	—	—	—	—	—	—	—	—	—
443130	Camera & photographic supplies stores .....	(B)	(D)	(D)	6	4	2	—	—	—	—	—	—	—	—	—	—	—	—	—
444	Bldg material & garden equip & supp dealers ..	2 624	14 903	64 584	307	136	88	59	20	2	2	—	—	—	—	—	—	—	—	—
4441	Building material & supplies dealers .....	(G)	(D)	(D)	235	102	69	43	17	2	2	—	—	—	—	—	—	—	—	—
44411	Home centers .....	(E)	(D)	(D)	7	1	—	—	2	2	2	—	—	—	—	—	—	—	—	—
444110	Home centers .....	(E)	(D)	(D)	7	1	—	—	2	2	2	—	—	—	—	—	—	—	—	—
44412	Paint & wallpaper stores .....	(B)	(D)	(D)	19	13	6	—	—	—	—	—	—	—	—	—	—	—	—	—
444120	Paint & wallpaper stores .....	(B)	(D)	(D)	19	13	6	—	—	—	—	—	—	—	—	—	—	—	—	—
44413	Hardware stores .....	(F)	(D)	(D)	65	19	25	15	6	—	—	—	—	—	—	—	—	—	—	—
444130	Hardware stores .....	(F)	(D)	(D)	65	19	25	15	6	—	—	—	—	—	—	—	—	—	—	—
44419	Other building material dealers .....	1 049	7 369	30 147	144	69	38	28	9	—	—	—	—	—	—	—	—	—	—	—
444190	Other building material dealers .....	1 049	7 369	30 147	144	69	38	28	9	—	—	—	—	—	—	—	—	—	—	—
4442	Lawn & garden equip & supplies stores .....	(E)	(D)	(D)	72	34	19	16	3	—	—	—	—	—	—	—	—	—	—	—
44421	Outdoor power equipment stores .....	(A)	(D)	(D)	7	6	1	—	—	—	—	—	—	—	—	—	—	—	—	—
444210	Outdoor power equipment stores .....	(A)	(D)	(D)	7	6	1	—	—	—	—	—	—	—	—	—	—	—	—	—
44422	Nursery & garden centers .....	(E)	(D)	(D)	65	28	18	16	3	—	—	—	—	—	—	—	—	—	—	—
444220	Nursery & garden centers .....	(E)	(D)	(D)	65	28	18	16	3	—	—	—	—	—	—	—	—	—	—	—
445	Food & beverage stores .....	5 744	21 249	89 845	300	112	69	43	40	23	13	—	—	—	—	—	—	—	—	—
4451	Grocery stores .....	(H)	(D)	(D)	141	32	14	25	34	23	13	—	—	—	—	—	—	—	—	—
44511	Grocery (except convenience) stores .....	4 640	17 925	74 770	113	17	9	17	34	23	13	—	—	—	—	—	—	—	—	—
445110	Grocery (except convenience) stores .....	4 640	17 925	74 770	113	17	9	17	34	23	13	—	—	—	—	—	—	—	—	—
44512	Convenience stores .....	(C)	(D)	(D)	28	15	5	8	—	—	—	—	—	—	—	—	—	—	—	—
445120	Convenience stores .....	(C)	(D)	(D)	28	15	5	8	—	—	—	—	—	—	—	—	—	—	—	—
4452	Specialty food stores .....	(C)	(D)	(D)	45	27	12	6	—	—	—	—	—	—	—	—	—	—	—	—
44521	Meat markets .....	(B)	(D)	(D)	11	9	2	—	—	—	—	—	—	—	—	—	—	—	—	—
445210	Meat markets .....	(B)	(D)	(D)	11	9	2	—	—	—	—	—	—	—	—	—	—	—	—	—
44523	Fruit & vegetable markets .....	(A)	(D)	(D)	2	1	1	—	—	—	—	—	—	—	—	—	—	—	—	—
445230	Fruit & vegetable markets .....	(A)	(D)	(D)	2	1	1	—	—	—	—	—	—	—	—	—	—	—	—	—
44529	Other specialty food stores .....	(C)	(D)	(D)	32	17	9	6	—	—	—	—	—	—	—	—	—	—	—	—
445291	Baked goods stores .....	77	276	1 287	14	7	4	3	—	—	—	—	—	—	—	—	—	—	—	—
445292	Confectionery & nut stores .....	(B)	(D)	(D)	6	4	—	2	—	—	—	—	—	—	—	—	—	—	—	—
445299	All other specialty food stores .....	(B)	(D)	(D)	12	6	5	1	—	—	—	—	—	—	—	—	—	—	—	—
4453	Beer, wine & liquor stores .....	742	2 291	10 247	114	53	43	12	6	—	—	—	—	—	—	—	—	—	—	—
44531	Beer, wine & liquor stores .....	742	2 291	10 247	114	53	43	12	6	—	—	—	—	—	—	—	—	—	—	—
445310	Beer, wine & liquor stores .....	742	2 291	10 247	114	53	43	12	6	—	—	—	—	—	—	—	—	—	—	—
446	Health & personal care stores .....	863	3 726	15 368	125	58	38	22	7	—	—	—	—	—	—	—	—	—	—	—
4461	Health & personal care stores .....	863	3 726	15 368	125	58	38	22	7	—	—	—	—	—	—	—	—	—	—	—
44611	Pharmacies & drug stores .....	578	2 651	10 921	63	18	24	14	7	—	—	—	—	—	—	—	—	—	—	—
446110	Pharmacies & drug stores .....	578	2 651	10 921	63	18	24	14	7	—	—	—	—	—	—	—	—	—	—	—
44612	Cosmetics, beauty supplies & perfume stores .....	91	234	1 026	13	5	4	4	—	—	—	—	—	—	—	—	—	—	—	—
446120	Cosmetics, beauty supplies & perfume stores .....	91	234	1 026	13	5	4	4	—	—	—	—	—	—	—	—	—	—	—	—
44613	Optical goods stores .....	81	379	1 602	24	19	3	2	—	—	—	—	—	—	—	—	—	—	—	—
446130	Optical goods stores .....	81	379	1 602	24	19	3	2	—	—	—	—	—	—	—	—	—	—	—	—
44619	Other health & personal care stores .....	113	462	1 819	25	16	7	2	—	—	—	—	—	—	—	—	—	—	—	—
446191	Food (health) supplement stores .....	(B)	(D)	(D)	14	9	4	1	—	—	—	—	—	—	—	—	—	—	—	—
446199	All other health & personal care stores ..	(B)	(D)	(D)	11	7	3	1	—	—	—	—	—	—	—	—	—	—	—	—
447	Gasoline stations .....	3 775	12 863	53 800	400	127	163	72	29	8	1	—	—	—	—	—	—	—	—	—
4471	Gasoline stations .....	3 775	12 863	53 800	400	127	163	72	29	8	1	—	—	—	—	—	—	—	—	—
44711	Gasoline stations with convenience stores .....	2 019	6 097	25 035	255	67	124	49	15	—	—	—	—	—	—	—	—	—	—	—
447110	Gasoline stations with convenience stores .....	2 019	6 097	25 035	255	67	124	49	15	—	—	—	—	—	—	—	—	—	—	—
44719	Other gasoline stations .....	1 756	6 766	28 765	145	60	39	23	14	8	1	—	—	—	—	—	—	—	—	—
447190	Other gasoline stations .....	1 756	6 766	28 765	145	60	39	23												

**Table 2. The State—Employees, Payroll, and Establishments by Industry: 2001—Con.**

[Excludes most government employees, railroad employees, and self-employed persons. Size class 1 to 4 includes establishments with payroll, but no employees, during mid-March pay period. (D) denotes figures withheld to avoid disclosing data for individual companies; the data are included in broader industry totals. For explanation of terms, abbreviations, and data reliability/comparability, see introductory text]

NAICS code	Industry	Number of employees for week including March 12	Payroll (\$1,000)		Total number of establishments	Number of establishments by employment-size class											
			First quarter	Annual		1 to 4	5 to 9	10 to 19	20 to 49	50 to 99	100 to 249	250 to 499	500 to 999	1,000 or more			
<b>44-45</b>	<b>Retail trade—Con.</b>																
448	Clothing & clothing accessories stores—Con.																
4482	Shoe stores	(C)	(D)	(D)	44	29	13	1	—	1	—	—	—	—	—	—	—
44821	Shoe stores	(C)	(D)	(D)	44	29	13	1	—	1	—	—	—	—	—	—	—
448210	Shoe stores	(C)	(D)	(D)	44	29	13	1	—	1	—	—	—	—	—	—	—
4483	Jewelry, luggage & leather goods stores	(C)	(D)	(D)	52	29	20	3	—	—	—	—	—	—	—	—	—
44831	Jewelry stores	(C)	(D)	(D)	48	26	19	3	—	—	—	—	—	—	—	—	—
448310	Jewelry stores	(C)	(D)	(D)	48	26	19	3	—	—	—	—	—	—	—	—	—
44832	Luggage & leather goods stores	(A)	(D)	(D)	4	3	1	—	—	—	—	—	—	—	—	—	—
448320	Luggage & leather goods stores	(A)	(D)	(D)	4	3	1	—	—	—	—	—	—	—	—	—	—
451	Sporting goods, hobby, book & music stores	1 292	4 023	16 978	225	140	50	19	16	—	—	—	—	—	—	—	—
4511	Sporting goods, hobby, musical instrument stores	954	3 157	13 120	166	103	35	16	12	—	—	—	—	—	—	—	—
45111	Sporting goods stores	671	2 432	10 172	111	67	23	12	9	—	—	—	—	—	—	—	—
451110	Sporting goods stores	671	2 432	10 172	111	67	23	12	9	—	—	—	—	—	—	—	—
45112	Hobby, toy & game stores	137	413	1 686	20	12	4	1	3	—	—	—	—	—	—	—	—
451120	Hobby, toy & game stores	137	413	1 686	20	12	4	1	3	—	—	—	—	—	—	—	—
45113	Sewing, needlework & piece goods stores	(B)	(D)	(D)	26	20	4	2	—	—	—	—	—	—	—	—	—
451130	Sewing, needlework & piece goods stores	(B)	(D)	(D)	26	20	4	2	—	—	—	—	—	—	—	—	—
45114	Musical instrument & supplies stores	(B)	(D)	(D)	9	4	4	1	—	—	—	—	—	—	—	—	—
451140	Musical instrument & supplies stores	(B)	(D)	(D)	9	4	4	1	—	—	—	—	—	—	—	—	—
4512	Book, periodical & music stores	338	866	3 858	59	37	15	3	4	—	—	—	—	—	—	—	—
45121	Book stores & news dealers	196	482	2 280	47	33	11	2	1	—	—	—	—	—	—	—	—
451211	Book stores	(C)	(D)	(D)	46	33	11	1	1	—	—	—	—	—	—	—	—
451212	News dealers & newsstands	(A)	(D)	(D)	1	—	—	1	—	—	—	—	—	—	—	—	—
45122	Prerecorded tape, CD & record stores	142	384	1 578	12	4	4	1	3	—	—	—	—	—	—	—	—
451220	Prerecorded tape, CD & record stores	142	384	1 578	12	4	4	1	3	—	—	—	—	—	—	—	—
452	General merchandise stores	5 129	19 355	79 710	81	18	9	9	17	12	9	7	—	—	—	—	—
4521	Department stores	4 208	16 465	67 188	26	—	—	—	1	11	7	7	—	—	—	—	—
45211	Department stores	4 208	16 465	67 188	26	—	—	—	1	11	7	7	—	—	—	—	—
452110	Department stores	4 208	16 465	67 188	26	—	—	—	1	11	7	7	—	—	—	—	—
4529	Other general merchandise stores	921	2 890	12 522	55	18	9	9	16	1	2	—	—	—	—	—	—
45291	Warehouse clubs & superstores	(C)	(D)	(D)	2	—	—	—	—	—	2	—	—	—	—	—	—
452910	Warehouse clubs & superstores	(C)	(D)	(D)	2	—	—	—	—	—	2	—	—	—	—	—	—
45299	All other general merchandise stores	(F)	(D)	(D)	53	18	9	9	16	1	—	—	—	—	—	—	—
452990	All other general merchandise stores	(F)	(D)	(D)	53	18	9	9	16	1	—	—	—	—	—	—	—
453	Miscellaneous store retailers	1 595	5 344	24 948	373	248	85	30	10	—	—	—	—	—	—	—	—
4531	Florists	334	740	3 238	73	45	19	7	2	—	—	—	—	—	—	—	—
45311	Florists	334	740	3 238	73	45	19	7	2	—	—	—	—	—	—	—	—
453110	Florists	334	740	3 238	73	45	19	7	2	—	—	—	—	—	—	—	—
4532	Office supplies, stationery & gift stores	511	1 681	7 588	93	53	24	12	4	—	—	—	—	—	—	—	—
45321	Office supplies & stationery stores	(C)	(D)	(D)	19	3	7	6	3	—	—	—	—	—	—	—	—
453210	Office supplies & stationery stores	(C)	(D)	(D)	19	3	7	6	3	—	—	—	—	—	—	—	—
45322	Gift, novelty & souvenir stores	(E)	(D)	(D)	74	50	17	6	1	—	—	—	—	—	—	—	—
453220	Gift, novelty & souvenir stores	(E)	(D)	(D)	74	50	17	6	1	—	—	—	—	—	—	—	—
4533	Used merchandise stores	155	412	1 978	45	36	6	2	1	—	—	—	—	—	—	—	—
45331	Used merchandise stores	155	412	1 978	45	36	6	2	1	—	—	—	—	—	—	—	—
453310	Used merchandise stores	155	412	1 978	45	36	6	2	1	—	—	—	—	—	—	—	—
4539	Other miscellaneous store retailers	595	2 511	12 144	162	114	36	9	3	—	—	—	—	—	—	—	—
45391	Pet & pet supplies stores	(B)	(D)	(D)	15	10	4	1	—	—	—	—	—	—	—	—	—
453910	Pet & pet supplies stores	(B)	(D)	(D)	15	10	4	1	—	—	—	—	—	—	—	—	—
45392	Art dealers	103	703	3 372	37	29	7	1	—	—	—	—	—	—	—	—	—
453920	Art dealers	103	703	3 372	37	29	7	1	—	—	—	—	—	—	—	—	—
45393	Manufactured (mobile) home dealers	(B)	(D)	(D)	18	12	4	2	—	—	—	—	—	—	—	—	—
453930	Manufactured (mobile) home dealers	(B)	(D)	(D)	18	12	4	2	—	—	—	—	—	—	—	—	—
45399	All other miscellaneous store retailers	348	1 130	5 413	92	63	21	5	3	—	—	—	—	—	—	—	—
453991	Tobacco stores	99	303	1 360	18	10	6	1	1	—	—	—	—	—	—	—	—
453998	All other misc store retailers (exc tobacco)	249	827	4 053	74	53	15	4	2	—	—	—	—	—	—	—	—
454	Nonstore retailers	1 320	7 307	29 019	127	76	28	14	5	2	1	1	—	—	—	—	—
4541	Electronic shopping & mail-order houses	741	4 116	16 138	22	13	2	2	2	1	1	1	—	—	—	—	—
45411	Electronic shopping & mail-order houses	741	4 116	16 138	22	13	2	2	2	1	1	1	—	—	—	—	—
454110	Electronic shopping & mail-order houses	741	4 116	16 138	22	13	2	2	2	1	1	1	—	—	—	—	—
4542	Vending machine operators	(B)	(D)	(D)	11	8	—	3	—	—	—	—	—	—	—	—	—
45421	Vending machine operators	(B)	(D)	(D)	11	8	—	3	—	—	—	—	—	—	—	—	—
454210	Vending machine operators	(B)	(D)	(D)	11	8	—	3	—	—	—	—	—	—	—	—	—
4543	Direct selling establishments	(F)	(D)	(D)	94	55	26	9	3	1	—	—	—	—	—	—	—
45431	Fuel dealers	(E)	(D)	(D)	55	30	17	5	3	—	—	—	—	—	—	—	—
454311	Heating oil dealers	(B)	(D)	(D)	7	3	4	—	—	—	—	—	—	—	—	—	—
454312	Liquified petroleum gas (bottled gas) dealers	293	1 695	6 764	48	27	13	5	3	—	—	—	—	—	—	—	—
45439	Other direct selling establishments	208	1 170	4 706	39	25	9	4	—	1	—	—	—	—	—	—	—
454390	Other direct selling establishments	208	1 170	4 706	39	25	9	4	—	1	—	—	—	—	—	—	—
<b>48-49</b>	<b>Transportation &amp; warehousing</b>	<b>5 656</b>	<b>43 314</b>	<b>189 606</b>	<b>671</b>	<b>425</b>	<b>109</b>	<b>75</b>	<b>45</b>	<b>11</b>	<b>5</b>	<b>1</b>	—	—	—	—	—
481	Air transportation	(F)	(D)	(D)	30	10	8	6	4	—	2	—	—	—	—	—	—
4811	Scheduled air transportation	(E)	(D)	(D)	16	2	6	5	2	—	1	—	—	—	—	—	—
48111	Scheduled air transportation	(E)	(D)	(D)	16	2	6	5	2	—	1	—	—	—	—	—	—
481111	Scheduled passenger air transportation	(E)	(D)	(D)	15	2	6	4	2	—	1	—	—	—	—	—	—
481112	Scheduled freight air transportation	(A)	(D)	(D)	1	—	—	1	—	—	—	—	—	—	—	—	—
4812	Nonscheduled air transportation	252	1 950	10 288	14	8	2	1	2	—	1	—	—	—	—	—	—
48121	Nonscheduled air transportation	252	1 950	10 288	14	8	2	1	2	—	1	—	—	—	—	—	—
481211	Nonscheduled chartered passenger air trans	(B)	(D)	(D)	9	6	1	—	2	—	—	—	—	—	—	—	—
481212	Nonscheduled chartered freight air trans	(A)	(D)	(D)	1	—	1	—	—	—	—	—	—	—	—	—	—
481219	Other nonscheduled air transportation	(C)	(D)														

**Table 2. The State—Employees, Payroll, and Establishments by Industry: 2001—Con.**

[Excludes most government employees, railroad employees, and self-employed persons. Size class 1 to 4 includes establishments with payroll, but no employees, during mid-March pay period. (D) denotes figures withheld to avoid disclosing data for individual companies; the data are included in broader industry totals. For explanation of terms, abbreviations, and data reliability/comparability, see introductory text]

NAICS code	Industry	Number of employees for week including March 12	Payroll (\$1,000)		Total number of establishments	Number of establishments by employment-size class								
			First quarter	Annual		1 to 4	5 to 9	10 to 19	20 to 49	50 to 99	100 to 249	250 to 499	500 to 999	1,000 or more
<b>48-49</b>	<b>Transportation &amp; warehousing—Con.</b>													
483	Water transportation .....	(A)	(D)	(D)	1	1	—	—	—	—	—	—	—	—
4832	Inland water transportation .....	(A)	(D)	(D)	1	1	—	—	—	—	—	—	—	—
48321	Inland water transportation .....	(A)	(D)	(D)	1	1	—	—	—	—	—	—	—	—
483212	Inland water passenger transportation ..	(A)	(D)	(D)	1	1	—	—	—	—	—	—	—	—
484	Truck transportation .....	3 269	22 847	103 359	474	313	78	43	30	8	2	—	—	—
4841	General freight trucking .....	1 336	9 420	42 636	217	156	33	15	7	6	—	—	—	—
48411	General freight trucking, local .....	(C)	(D)	(D)	69	54	11	4	—	—	—	—	—	—
484110	General freight trucking, local .....	(C)	(D)	(D)	69	54	11	4	—	—	—	—	—	—
48412	General freight trucking, long-distance .....	(G)	(D)	(D)	148	102	22	11	7	6	—	—	—	—
484121	General freight trucking, long-distance, TL .....	(G)	(D)	(D)	131	92	19	7	7	6	—	—	—	—
484122	General freight trucking, long-distance, LTL .....	(B)	(D)	(D)	17	10	3	4	—	—	—	—	—	—
4842	Specialized freight trucking .....	1 933	13 427	60 723	257	157	45	28	23	2	2	—	—	—
48421	Used household & office goods moving ..	196	1 087	5 447	27	15	5	3	4	—	—	—	—	—
484210	Used household & office goods moving ..	196	1 087	5 447	27	15	5	3	4	—	—	—	—	—
48422	Specialized freight (exc used) trucking, local .....	842	5 607	26 718	141	98	21	13	7	1	1	—	—	—
484220	Specialized freight (exc used) trucking, local .....	842	5 607	26 718	141	98	21	13	7	1	1	—	—	—
48423	Specialized freight (exc used) trucking, LDist .....	895	6 733	28 558	89	44	19	12	12	1	1	—	—	—
484230	Specialized freight (exc used) trucking, LDist .....	895	6 733	28 558	89	44	19	12	12	1	1	—	—	—
485	Transit & ground passenger transportation .....	(E)	(D)	(D)	23	15	2	—	5	—	1	—	—	—
4851	Urban transit systems .....	(C)	(D)	(D)	2	—	—	—	1	—	1	—	—	—
48511	Urban transit systems .....	(C)	(D)	(D)	2	—	—	—	1	—	1	—	—	—
485113	Bus & other motor vehicle transit systems .....	(C)	(D)	(D)	2	—	—	—	1	—	1	—	—	—
4852	Interurban & rural bus transportation .....	(A)	(D)	(D)	2	1	1	—	—	—	—	—	—	—
48521	Interurban & rural bus transportation .....	(A)	(D)	(D)	2	1	1	—	—	—	—	—	—	—
485210	Interurban & rural bus transportation .....	(A)	(D)	(D)	2	1	1	—	—	—	—	—	—	—
4853	Taxi & limousine service .....	(B)	(D)	(D)	12	11	—	—	1	—	—	—	—	—
48531	Taxi service .....	(B)	(D)	(D)	10	9	—	—	1	—	—	—	—	—
485310	Taxi service .....	(B)	(D)	(D)	10	9	—	—	1	—	—	—	—	—
48532	Limousine service .....	(A)	(D)	(D)	2	2	—	—	—	—	—	—	—	—
485320	Limousine service .....	(A)	(D)	(D)	2	2	—	—	—	—	—	—	—	—
4854	School & employee bus transportation .....	(B)	(D)	(D)	1	—	—	—	1	—	—	—	—	—
48541	School & employee bus transportation .....	(B)	(D)	(D)	1	—	—	—	1	—	—	—	—	—
485410	School & employee bus transportation ..	(B)	(D)	(D)	1	—	—	—	1	—	—	—	—	—
4855	Charter bus industry .....	(B)	(D)	(D)	5	3	1	—	1	—	—	—	—	—
48551	Charter bus industry .....	(B)	(D)	(D)	5	3	1	—	1	—	—	—	—	—
485510	Charter bus industry .....	(B)	(D)	(D)	5	3	1	—	1	—	—	—	—	—
4859	Oth transit & ground passenger transportation .....	(B)	(D)	(D)	1	—	—	—	1	—	—	—	—	—
48599	Oth transit & ground passenger transportation .....	(B)	(D)	(D)	1	—	—	—	1	—	—	—	—	—
485991	Special needs transportation .....	(B)	(D)	(D)	1	—	—	—	1	—	—	—	—	—
486	Pipeline transportation .....	767	10 708	43 835	35	18	3	9	2	2	—	1	—	—
4861	Pipeline transportation of crude oil .....	535	7 395	29 959	10	2	1	5	—	1	—	1	—	—
48611	Pipeline transportation of crude oil .....	535	7 395	29 959	10	2	1	5	—	1	—	1	—	—
486110	Pipeline transportation of crude oil .....	535	7 395	29 959	10	2	1	5	—	1	—	1	—	—
4862	Pipeline transportation of natural gas .....	(C)	(D)	(D)	20	12	2	3	2	1	—	—	—	—
48621	Pipeline transportation of natural gas .....	(C)	(D)	(D)	20	12	2	3	2	1	—	—	—	—
486210	Pipeline transportation of natural gas ..	(C)	(D)	(D)	20	12	2	3	2	1	—	—	—	—
4869	Other pipeline transportation .....	(A)	(D)	(D)	5	4	—	1	—	—	—	—	—	—
48691	Pipeline trans of refined petroleum products .....	(A)	(D)	(D)	4	3	—	1	—	—	—	—	—	—
486910	Pipeline trans of refined petroleum products .....	(A)	(D)	(D)	4	3	—	1	—	—	—	—	—	—
48699	All other pipeline transportation .....	(A)	(D)	(D)	1	1	—	—	—	—	—	—	—	—
486990	All other pipeline transportation .....	(A)	(D)	(D)	1	1	—	—	—	—	—	—	—	—
487	Scenic & sightseeing transportation .....	(A)	(D)	(D)	7	6	1	—	—	—	—	—	—	—
4871	Scenic & sightseeing transportation, land .....	(A)	(D)	(D)	1	1	—	—	—	—	—	—	—	—
48711	Scenic & sightseeing transportation, land ..	(A)	(D)	(D)	1	1	—	—	—	—	—	—	—	—
487110	Scenic & sightseeing transportation, land .....	(A)	(D)	(D)	1	1	—	—	—	—	—	—	—	—
4872	Scenic & sightseeing transportation, water ..	(A)	(D)	(D)	6	5	1	—	—	—	—	—	—	—
48721	Scenic & sightseeing transportation, water ..	(A)	(D)	(D)	6	5	1	—	—	—	—	—	—	—
487210	Scenic & sightseeing transportation, water ..	(A)	(D)	(D)	6	5	1	—	—	—	—	—	—	—
488	Transportation support activities .....	(E)	(D)	(D)	57	34	10	10	2	1	—	—	—	—
4881	Air transportation support activities .....	(C)	(D)	(D)	18	9	4	3	1	1	—	—	—	—
48811	Airport operations .....	123	466	2 044	10	4	3	1	1	1	—	—	—	—
488119	Other airport operations .....	123	466	2 044	10	4	3	1	1	1	—	—	—	—
48819	Other air transportation support activities ..	(B)	(D)	(D)	8	5	1	2	—	—	—	—	—	—
488190	Other air transportation support activities ..	(B)	(D)	(D)	8	5	1	2	—	—	—	—	—	—
4882	Rail transportation support activities .....	(B)	(D)	(D)	6	—	1	5	—	—	—	—	—	—
48821	Rail transportation support activities .....	(B)	(D)	(D)	6	—	1	5	—	—	—	—	—	—
488210	Rail transportation support activities .....	(B)	(D)	(D)	6	—	1	5	—	—	—	—	—	—

See footnotes at end of table.

**Table 2. The State—Employees, Payroll, and Establishments by Industry: 2001—Con.**

[Excludes most government employees, railroad employees, and self-employed persons. Size class 1 to 4 includes establishments with payroll, but no employees, during mid-March pay period. (D) denotes figures withheld to avoid disclosing data for individual companies; the data are included in broader industry totals. For explanation of terms, abbreviations, and data reliability/comparability, see introductory text]

NAICS code	Industry	Number of employees for week including March 12	Payroll (\$1,000)		Total number of establishments	Number of establishments by employment-size class														
			First quarter	Annual		1 to 4	5 to 9	10 to 19	20 to 49	50 to 99	100 to 249	250 to 499	500 to 999	1,000 or more						
<b>48-49</b>	<b>Transportation &amp; warehousing—Con.</b>																			
488	Transportation support activities—Con.																			
4884	Road transportation support activities	(B)	(D)	(D)	21	15	4	1	1	—	—	—	—	—	—	—	—	—	—	—
48841	Motor vehicle towing	(B)	(D)	(D)	20	14	4	1	1	—	—	—	—	—	—	—	—	—	—	—
488410	Motor vehicle towing	(B)	(D)	(D)	20	14	4	1	1	—	—	—	—	—	—	—	—	—	—	—
48849	Other road transportation support activities	(A)	(D)	(D)	1	1	—	—	—	—	—	—	—	—	—	—	—	—	—	—
488490	Other road transportation support activities	(A)	(D)	(D)	1	1	—	—	—	—	—	—	—	—	—	—	—	—	—	—
4885	Freight transportation arrangement	(B)	(D)	(D)	11	9	1	1	—	—	—	—	—	—	—	—	—	—	—	—
48851	Freight transportation arrangement	(B)	(D)	(D)	11	9	1	1	—	—	—	—	—	—	—	—	—	—	—	—
488510	Freight transportation arrangement	(B)	(D)	(D)	11	9	1	1	—	—	—	—	—	—	—	—	—	—	—	—
4889	Other transportation support activities	(A)	(D)	(D)	1	1	—	—	—	—	—	—	—	—	—	—	—	—	—	—
48899	Other transportation support activities	(A)	(D)	(D)	1	1	—	—	—	—	—	—	—	—	—	—	—	—	—	—
488991	Packing & crating	(A)	(D)	(D)	1	1	—	—	—	—	—	—	—	—	—	—	—	—	—	—
492	Couriers & messengers	(C)	(D)	(D)	36	21	6	7	2	—	—	—	—	—	—	—	—	—	—	—
4921	Couriers	(C)	(D)	(D)	22	11	4	5	2	—	—	—	—	—	—	—	—	—	—	—
49211	Couriers	(C)	(D)	(D)	22	11	4	5	2	—	—	—	—	—	—	—	—	—	—	—
492110	Couriers	(C)	(D)	(D)	22	11	4	5	2	—	—	—	—	—	—	—	—	—	—	—
4922	Local messengers & local delivery	(B)	(D)	(D)	14	10	2	2	—	—	—	—	—	—	—	—	—	—	—	—
49221	Local messengers & local delivery	(B)	(D)	(D)	14	10	2	2	—	—	—	—	—	—	—	—	—	—	—	—
492210	Local messengers & local delivery	(B)	(D)	(D)	14	10	2	2	—	—	—	—	—	—	—	—	—	—	—	—
493	Warehousing & storage	(B)	(D)	(D)	8	7	1	—	—	—	—	—	—	—	—	—	—	—	—	—
4931	Warehousing & storage	(B)	(D)	(D)	8	7	1	—	—	—	—	—	—	—	—	—	—	—	—	—
49312	Refrigerated warehousing & storage	(A)	(D)	(D)	4	3	1	—	—	—	—	—	—	—	—	—	—	—	—	—
493120	Refrigerated warehousing & storage	(A)	(D)	(D)	4	3	1	—	—	—	—	—	—	—	—	—	—	—	—	—
49319	Other warehousing & storage	(A)	(D)	(D)	4	4	—	—	—	—	—	—	—	—	—	—	—	—	—	—
493190	Other warehousing & storage	(A)	(D)	(D)	4	4	—	—	—	—	—	—	—	—	—	—	—	—	—	—
<b>51</b>	<b>Information</b>	<b>3 866</b>	<b>28 210</b>	<b>114 967</b>	<b>358</b>	<b>186</b>	<b>66</b>	<b>57</b>	<b>36</b>	<b>8</b>	<b>5</b>	—	—	—	—	—	—	—	—	—
511	Publishing industries	(G)	(D)	(D)	64	23	9	11	14	5	2	—	—	—	—	—	—	—	—	—
5111	Newspaper, periodical, book, database publishers	(G)	(D)	(D)	60	20	9	11	13	5	2	—	—	—	—	—	—	—	—	—
51111	Newspaper publishers	(G)	(D)	(D)	42	10	8	5	12	5	2	—	—	—	—	—	—	—	—	—
511110	Newspaper publishers	(G)	(D)	(D)	42	10	8	5	12	5	2	—	—	—	—	—	—	—	—	—
51112	Periodical publishers	(B)	(D)	(D)	7	3	1	2	1	—	—	—	—	—	—	—	—	—	—	—
511120	Periodical publishers	(B)	(D)	(D)	7	3	1	2	1	—	—	—	—	—	—	—	—	—	—	—
51113	Book publishers	(A)	(D)	(D)	7	6	—	1	—	—	—	—	—	—	—	—	—	—	—	—
511130	Book publishers	(A)	(D)	(D)	7	6	—	1	—	—	—	—	—	—	—	—	—	—	—	—
51119	Other publishers	(B)	(D)	(D)	4	1	—	3	—	—	—	—	—	—	—	—	—	—	—	—
511199	All other publishers	(B)	(D)	(D)	4	1	—	3	—	—	—	—	—	—	—	—	—	—	—	—
5112	Software publishers	(B)	(D)	(D)	4	3	—	—	1	—	—	—	—	—	—	—	—	—	—	—
51121	Software publishers	(B)	(D)	(D)	4	3	—	—	1	—	—	—	—	—	—	—	—	—	—	—
511210	Software publishers	(B)	(D)	(D)	4	3	—	—	1	—	—	—	—	—	—	—	—	—	—	—
512	Motion picture & sound recording industries	(E)	(D)	(D)	42	20	7	10	5	—	—	—	—	—	—	—	—	—	—	—
5121	Motion picture & video industries	(E)	(D)	(D)	38	17	7	9	5	—	—	—	—	—	—	—	—	—	—	—
51211	Motion picture & video production	(B)	(D)	(D)	8	7	—	1	—	—	—	—	—	—	—	—	—	—	—	—
512110	Motion picture & video production	(B)	(D)	(D)	8	7	—	1	—	—	—	—	—	—	—	—	—	—	—	—
51213	Motion picture & video exhibition	(E)	(D)	(D)	27	7	7	8	5	—	—	—	—	—	—	—	—	—	—	—
512131	Motion picture theaters (except drive-ins)	(E)	(D)	(D)	27	7	7	8	5	—	—	—	—	—	—	—	—	—	—	—
51219	Postprod & other movie & video industries	(A)	(D)	(D)	3	3	—	—	—	—	—	—	—	—	—	—	—	—	—	—
512191	Teleproduction & oth postproduction services	(A)	(D)	(D)	1	1	—	—	—	—	—	—	—	—	—	—	—	—	—	—
512199	Other motion picture & video industries	(A)	(D)	(D)	2	2	—	—	—	—	—	—	—	—	—	—	—	—	—	—
5122	Sound recording industries	(A)	(D)	(D)	4	3	—	1	—	—	—	—	—	—	—	—	—	—	—	—
51229	Other sound recording industries	(A)	(D)	(D)	4	3	—	1	—	—	—	—	—	—	—	—	—	—	—	—
512290	Other sound recording industries	(A)	(D)	(D)	4	3	—	1	—	—	—	—	—	—	—	—	—	—	—	—
513	Broadcasting & telecommunications	(G)	(D)	(D)	222	122	46	36	12	3	3	—	—	—	—	—	—	—	—	—
5131	Radio & television broadcasting	(E)	(D)	(D)	53	19	17	14	3	—	—	—	—	—	—	—	—	—	—	—
51311	Radio broadcasting	(E)	(D)	(D)	46	16	15	14	1	—	—	—	—	—	—	—	—	—	—	—
513111	Radio networks	(A)	(D)	(D)	2	—	2	—	—	—	—	—	—	—	—	—	—	—	—	—
513112	Radio stations	(E)	(D)	(D)	44	16	13	14	1	—	—	—	—	—	—	—	—	—	—	—
51312	Television broadcasting	(C)	(D)	(D)	7	3	2	—	2	—	—	—	—	—	—	—	—	—	—	—
513120	Television broadcasting	(C)	(D)	(D)	7	3	2	—	2	—	—	—	—	—	—	—	—	—	—	—
5132	Cable networks & program distribution	(E)	(D)	(D)	28	13	5	6	3	1	—	—	—	—	—	—	—	—	—	—
51322	Cable & other program distribution	(E)	(D)	(D)	28	13	5	6	3	1	—	—	—	—	—	—	—	—	—	—
513220	Cable & other program distribution	(E)	(D)	(D)	28	13	5	6	3	1	—	—	—	—	—	—	—	—	—	—
5133	Telecommunications	(G)	(D)	(D)	141	90	24	16	6	2	3	—	—	—	—	—	—	—	—	—
51331	Wired telecommunications carriers	(F)	(D)	(D)	101	65	14	13	6	2	1	—	—	—	—	—	—	—	—	—
513310	Wired telecommunications carriers	(F)	(D)	(D)	101	65	14	13	6	2	1	—	—	—	—	—	—	—	—	—
51332	Wireless telecom carriers (exc satellite)	(C)	(D)	(D)	34	22	8	3	—	—	1	—	—	—	—	—	—	—	—	—
513321	Paging	(B)	(D)	(D)	4	2	—	1	—	—	—	—	—	—	—	—	—	—	—	—
513322	Cellular & other wireless telecommunications	(C)	(D)	(D)	30	20	7	2	—	—	1	—	—	—	—	—	—	—	—	—
51333	Telecommunications resellers	(A)	(D)	(D)	3	2	1	—	—	—	—	—	—	—	—	—	—	—	—	—
513330	Telecommunications resellers	(A)	(D)	(D)	3	2	1	—	—	—	—	—	—	—	—	—	—	—	—	—
51334	Satellite telecommunications	(C)	(D)	(D)	2	—	1	—	—	—	—	—	—	—	—	—	—	—	—	—
513340	Satellite telecommunications	(C)	(D)	(D)	2	—	1	—	—	—	—	—	—	—	—	—	—	—	—	—
51339	Other telecommunications	(A)	(D)	(D)	1	1	—	—	—	—	—	—	—	—	—	—	—	—	—	—
513390	Other telecommunications	(A)	(																	

**Table 2. The State—Employees, Payroll, and Establishments by Industry: 2001—Con.**

[Excludes most government employees, railroad employees, and self-employed persons. Size class 1 to 4 includes establishments with payroll, but no employees, during mid-March pay period. (D) denotes figures withheld to avoid disclosing data for individual companies; the data are included in broader industry totals. For explanation of terms, abbreviations, and data reliability/comparability, see introductory text]

NAICS code	Industry	Number of employees for week including March 12	Payroll (\$1,000)		Total number of establishments	Number of establishments by employment-size class										
			First quarter	Annual		1 to 4	5 to 9	10 to 19	20 to 49	50 to 99	100 to 249	250 to 499	500 to 999	1,000 or more		
<b>51</b>	<b>Information—Con.</b>															
514	Information & data processing services—Con.															
5142	Data processing services	(B)	(D)	(D)	10	8	—	—	2	—	—	—	—	—	—	—
51421	Data processing services	(B)	(D)	(D)	10	8	—	—	2	—	—	—	—	—	—	—
514210	Data processing services	(B)	(D)	(D)	10	8	—	—	2	—	—	—	—	—	—	—
<b>52</b>	<b>Finance &amp; insurance</b>	<b>6 918</b>	<b>57 673</b>	<b>225 313</b>	<b>826</b>	<b>500</b>	<b>164</b>	<b>83</b>	<b>63</b>	<b>9</b>	<b>5</b>	<b>2</b>	—	—	—	—
522	Credit intermediation & related activities	3 733	29 704	115 634	304	101	87	58	48	8	2	—	—	—	—	—
5221	Depository credit intermediation	(H)	(D)	(D)	219	46	66	54	43	8	2	—	—	—	—	—
52211	Commercial banking	2 684	22 177	86 925	167	36	46	44	31	8	2	—	—	—	—	—
522110	Commercial banking	2 684	22 177	86 925	167	36	46	44	31	8	2	—	—	—	—	—
52212	Savings institutions	(C)	(D)	(D)	10	—	6	—	4	—	—	—	—	—	—	—
522120	Savings institutions	(C)	(D)	(D)	10	—	6	—	4	—	—	—	—	—	—	—
52213	Credit unions	(E)	(D)	(D)	42	10	14	10	8	—	—	—	—	—	—	—
522130	Credit unions	(E)	(D)	(D)	42	10	14	10	8	—	—	—	—	—	—	—
5222	Nondepository credit intermediation	(E)	(D)	(D)	72	43	20	4	5	—	—	—	—	—	—	—
52221	Credit card issuing	(A)	(D)	(D)	1	—	1	—	—	—	—	—	—	—	—	—
522210	Credit card issuing	(A)	(D)	(D)	1	—	1	—	—	—	—	—	—	—	—	—
52222	Sales financing	(B)	(D)	(D)	4	1	1	1	1	—	—	—	—	—	—	—
522220	Sales financing	(B)	(D)	(D)	4	1	1	1	1	—	—	—	—	—	—	—
52229	Other nondepository credit intermediation	(E)	(D)	(D)	67	42	18	3	4	—	—	—	—	—	—	—
522291	Consumer lending	(B)	(D)	(D)	20	11	8	1	—	—	—	—	—	—	—	—
522292	Real estate credit	(C)	(D)	(D)	30	22	6	1	1	—	—	—	—	—	—	—
522294	Secondary market financing	(B)	(D)	(D)	2	—	—	—	2	—	—	—	—	—	—	—
522298	All oth nondepository credit intermediation	(B)	(D)	(D)	15	9	4	1	1	—	—	—	—	—	—	—
5223	Activities related to credit intermediation	(B)	(D)	(D)	13	12	1	—	—	—	—	—	—	—	—	—
52231	Mortgage & nonmortgage brokers	(A)	(D)	(D)	7	6	1	—	—	—	—	—	—	—	—	—
522310	Mortgage & nonmortgage brokers	(A)	(D)	(D)	7	6	1	—	—	—	—	—	—	—	—	—
52239	Other credit intermediation activities	(A)	(D)	(D)	6	6	—	—	—	—	—	—	—	—	—	—
522390	Other credit intermediation activities	(A)	(D)	(D)	6	6	—	—	—	—	—	—	—	—	—	—
523	Security, commodity contracts & like activity	847	10 545	34 461	145	105	22	8	8	1	1	—	—	—	—	—
5231	Scrtcy & comdty contracts intermed & brokerage	(E)	(D)	(D)	74	52	14	6	2	—	—	—	—	—	—	—
52311	Investment banking & securities dealing	(B)	(D)	(D)	4	2	1	1	—	—	—	—	—	—	—	—
523110	Investment banking & securities dealing	(B)	(D)	(D)	4	2	1	1	—	—	—	—	—	—	—	—
52312	Securities brokerage	(E)	(D)	(D)	67	47	13	5	2	—	—	—	—	—	—	—
523120	Securities brokerage	(E)	(D)	(D)	67	47	13	5	2	—	—	—	—	—	—	—
52313	Commodity contracts dealing	(A)	(D)	(D)	1	1	—	—	—	—	—	—	—	—	—	—
523130	Commodity contracts dealing	(A)	(D)	(D)	1	1	—	—	—	—	—	—	—	—	—	—
52314	Commodity contracts brokerage	(A)	(D)	(D)	2	2	—	—	—	—	—	—	—	—	—	—
523140	Commodity contracts brokerage	(A)	(D)	(D)	2	2	—	—	—	—	—	—	—	—	—	—
5239	Other financial investment activities	(F)	(D)	(D)	71	53	8	2	6	1	1	—	—	—	—	—
52391	Miscellaneous intermediation	(E)	(D)	(D)	19	15	1	—	2	—	1	—	—	—	—	—
523910	Miscellaneous intermediation	(E)	(D)	(D)	19	15	1	—	2	—	1	—	—	—	—	—
52392	Portfolio management	(C)	(D)	(D)	19	13	1	1	4	—	—	—	—	—	—	—
523920	Portfolio management	(C)	(D)	(D)	19	13	1	1	4	—	—	—	—	—	—	—
52393	Investment advice	(B)	(D)	(D)	22	16	5	1	—	—	—	—	—	—	—	—
523930	Investment advice	(B)	(D)	(D)	22	16	5	1	—	—	—	—	—	—	—	—
52399	All other financial investment activities	(B)	(D)	(D)	11	9	1	—	—	1	—	—	—	—	—	—
523991	Trust, fiduciary & custody activities	(B)	(D)	(D)	5	3	1	—	—	1	—	—	—	—	—	—
523999	Miscellaneous financial investment activities	(A)	(D)	(D)	6	6	—	—	—	—	—	—	—	—	—	—
524	Insurance carriers & related activities	2 338	17 424	75 218	377	294	55	17	7	—	2	2	—	—	—	—
5241	Insurance carriers	1 058	8 848	34 340	73	55	6	6	3	—	2	1	—	—	—	—
52411	Direct life, health, medical insurance carriers	(E)	(D)	(D)	33	23	3	4	2	—	1	—	—	—	—	—
524113	Direct life insurance carriers	(C)	(D)	(D)	15	9	1	3	2	—	—	—	—	—	—	—
524114	Direct health & medical insurance carriers	(C)	(D)	(D)	18	14	2	1	—	—	1	—	—	—	—	—
52412	Other direct insurance carriers	(F)	(D)	(D)	39	31	3	2	1	—	1	1	—	—	—	—
524126	Direct property & casualty insurance carriers	(F)	(D)	(D)	18	15	—	1	—	—	1	1	—	—	—	—
524127	Direct title insurance carriers	(B)	(D)	(D)	21	16	3	1	1	—	—	—	—	—	—	—
52413	Reinsurance carriers	(A)	(D)	(D)	1	1	—	—	—	—	—	—	—	—	—	—
524130	Reinsurance carriers	(A)	(D)	(D)	1	1	—	—	—	—	—	—	—	—	—	—
5242	Agencies & other insurance related activities	1 280	8 576	40 878	304	239	49	11	4	—	—	1	—	—	—	—
52421	Insurance agencies & brokerages	(G)	(D)	(D)	282	220	48	9	4	—	—	1	—	—	—	—
524210	Insurance agencies & brokerages	(G)	(D)	(D)	282	220	48	9	4	—	—	1	—	—	—	—
52429	Other insurance related activities	(B)	(D)	(D)	22	19	1	2	—	—	—	—	—	—	—	—
524291	Claims adjusting	(B)	(D)	(D)	14	13	—	1	—	—	—	—	—	—	—	—
524292	Insurance & pension funds, third party admin	(A)	(D)	(D)	3	2	—	1	—	—	—	—	—	—	—	—
524298	All other insurance related activities	(A)	(D)	(D)	5	4	1	—	—	—	—	—	—	—	—	—
<b>53</b>	<b>Real estate &amp; rental &amp; leasing</b>	<b>2 905</b>	<b>14 919</b>	<b>64 673</b>	<b>788</b>	<b>648</b>	<b>81</b>	<b>37</b>	<b>17</b>	<b>5</b>	—	—	—	—	—	—
531	Real estate	(G)	(D)	(D)	606	537	40	17	11	1	—	—	—	—	—	—
5311	Lessors of real estate	(F)	(D)	(D)	315	277	27	7	3	1	—	—	—	—	—	—
53111	Lessors of residential buildings & dwellings	(E)	(D)	(D)	156	134	19	2	1	—	—	—	—	—	—	—
531110	Lessors of residential buildings & dwellings	(E)	(D)	(D)	156	134	19	2	1	—	—	—	—	—	—	—
53112	Lessors of nonres bldg (exc miniwarehouses)	(C)	(D)	(D)	66	58	4	2	1	1	—	—	—	—	—	—
531120	Lessors of nonres bldg (exc miniwarehouses)	(C)	(D)	(D)	66	58	4	2	1	1	—	—	—	—	—	—
53113	Lessors of miniwarehouses & self storage units	(B)	(D)	(D)	25	24	1	—	—	—	—	—	—	—	—	—
531130	Lessors of miniwarehouses & self storage units	(B)	(D)	(D)	25	24	1	—	—	—	—	—	—	—	—	—
53119	Lessors of other real estate property	(C)	(D)	(D)	68	61	3	3	1	—	—	—	—	—	—	—
531190	Lessors of other real estate property	(C)	(D)	(D)	68	61	3	3	1	—	—	—	—	—	—	—

See footnotes at end of table.

**Table 2. The State—Employees, Payroll, and Establishments by Industry: 2001—Con.**

[Excludes most government employees, railroad employees, and self-employed persons. Size class 1 to 4 includes establishments with payroll, but no employees, during mid-March pay period. (D) denotes figures withheld to avoid disclosing data for individual companies; the data are included in broader industry totals. For explanation of terms, abbreviations, and data reliability/comparability, see introductory text]

NAICS code	Industry	Number of employees for week including March 12	Payroll (\$1,000)		Total number of establishments	Number of establishments by employment-size class								
			First quarter	Annual		1 to 4	5 to 9	10 to 19	20 to 49	50 to 99	100 to 249	250 to 499	500 to 999	1,000 or more
<b>53</b>	<b>Real estate &amp; rental &amp; leasing—Con.</b>													
531	Real estate—Con.													
5312	Offices of real estate agents & brokers	(E)	(D)	(D)	177	161	10	4	2	—	—	—	—	—
53121	Offices of real estate agents & brokers	(E)	(D)	(D)	177	161	10	4	2	—	—	—	—	—
531210	Offices of real estate agents & brokers	(E)	(D)	(D)	177	161	10	4	2	—	—	—	—	—
5313	Activities related to real estate	(E)	(D)	(D)	114	99	3	6	6	—	—	—	—	—
53131	Real estate property managers	(E)	(D)	(D)	52	39	3	5	5	—	—	—	—	—
531311	Residential property managers	247	1 190	6 286	42	31	2	5	4	—	—	—	—	—
531312	Nonresidential property managers	(B)	(D)	(D)	10	8	1	—	1	—	—	—	—	—
53132	Offices of real estate appraisers	(B)	(D)	(D)	34	33	—	1	—	—	—	—	—	—
531320	Offices of real estate appraisers	(B)	(D)	(D)	34	33	—	1	—	—	—	—	—	—
53139	Other activities related to real estate	(B)	(D)	(D)	28	27	—	—	1	—	—	—	—	—
531390	Other activities related to real estate	(B)	(D)	(D)	28	27	—	—	1	—	—	—	—	—
532	Rental & leasing services	(G)	(D)	(D)	180	109	41	20	6	4	—	—	—	—
5321	Automotive equipment rental & leasing	(C)	(D)	(D)	30	19	5	6	—	—	—	—	—	—
53211	Passenger car rental & leasing	(C)	(D)	(D)	24	14	5	5	—	—	—	—	—	—
532111	Passenger car rental	(C)	(D)	(D)	22	12	5	5	—	—	—	—	—	—
532112	Passenger car leasing	(A)	(D)	(D)	2	2	—	—	—	—	—	—	—	—
53212	Truck, utility trailer & RV rental & leasing	(A)	(D)	(D)	6	5	—	1	—	—	—	—	—	—
532120	Truck, utility trailer & RV rental & leasing	(A)	(D)	(D)	6	5	—	1	—	—	—	—	—	—
5322	Consumer goods rental	(E)	(D)	(D)	87	59	19	8	1	—	—	—	—	—
53221	Consumer electronics & appliances rental	(B)	(D)	(D)	6	4	2	—	—	—	—	—	—	—
532210	Consumer electronics & appliances rental	(B)	(D)	(D)	6	4	2	—	—	—	—	—	—	—
53222	Formal wear & costume rental	(A)	(D)	(D)	3	3	—	—	—	—	—	—	—	—
532220	Formal wear & costume rental	(A)	(D)	(D)	3	3	—	—	—	—	—	—	—	—
53223	Video tape & disc rental	(C)	(D)	(D)	30	16	6	7	1	—	—	—	—	—
532230	Video tape & disc rental	(C)	(D)	(D)	30	16	6	7	1	—	—	—	—	—
53229	Other consumer goods rental	(C)	(D)	(D)	48	36	11	1	—	—	—	—	—	—
532291	Home health equipment rental	(C)	(D)	(D)	36	26	9	1	—	—	—	—	—	—
532292	Recreational goods rental	(A)	(D)	(D)	4	4	—	—	—	—	—	—	—	—
532299	All other consumer goods rental	(B)	(D)	(D)	8	6	2	—	—	—	—	—	—	—
5323	General rental centers	(B)	(D)	(D)	10	4	5	1	—	—	—	—	—	—
53231	General rental centers	(B)	(D)	(D)	10	4	5	1	—	—	—	—	—	—
532310	General rental centers	(B)	(D)	(D)	10	4	5	1	—	—	—	—	—	—
5324	Commercial, industrial equip rental & leasing	637	5 967	23 348	53	27	12	5	5	4	—	—	—	—
53241	Const, trans, mining equip rental & leasing	551	5 445	20 860	38	16	10	4	4	4	—	—	—	—
532411	Commercial trans equip (exc MV) rental, lease	(A)	(D)	(D)	1	1	—	—	—	—	—	—	—	—
532412	Const, mining, forestry equip rental & leasing	(F)	(D)	(D)	37	15	10	4	4	4	—	—	—	—
53249	Oth commercial, industrial equip rental, lease	86	522	2 488	15	11	2	1	1	—	—	—	—	—
532490	Oth commercial, industrial equip rental, lease	86	522	2 488	15	11	2	1	1	—	—	—	—	—
533	Lessors of other nonfinancial intangible asset	(A)	(D)	(D)	2	2	—	—	—	—	—	—	—	—
5331	Lessors of other nonfinancial intangible asset	(A)	(D)	(D)	2	2	—	—	—	—	—	—	—	—
53311	Lessors of other nonfinancial intangible asset	(A)	(D)	(D)	2	2	—	—	—	—	—	—	—	—
533110	Lessors of other nonfinancial intangible asset	(A)	(D)	(D)	2	2	—	—	—	—	—	—	—	—
<b>54</b>	<b>Professional, scientific &amp; technical services</b>	<b>6 577</b>	<b>44 303</b>	<b>208 520</b>	<b>1 539</b>	<b>1 114</b>	<b>258</b>	<b>119</b>	<b>39</b>	<b>9</b>	—	—	—	—
541	Professional, scientific & technical services	6 577	44 303	208 520	1 539	1 114	258	119	39	9	—	—	—	—
5411	Legal services	1 292	8 989	44 774	418	339	56	17	6	—	—	—	—	—
54111	Offices of lawyers	(G)	(D)	(D)	404	332	51	15	6	—	—	—	—	—
541110	Offices of lawyers	(G)	(D)	(D)	404	332	51	15	6	—	—	—	—	—
54119	Other legal services	(B)	(D)	(D)	14	7	5	2	—	—	—	—	—	—
541191	Title abstract & settlement offices	(B)	(D)	(D)	14	7	5	2	—	—	—	—	—	—
5412	Accounting, tax prep, bookkeep, payroll services	1 095	6 428	28 108	233	158	47	21	6	1	—	—	—	—
54121	Accounting, tax prep, bookkeep, payroll services	1 095	6 428	28 108	233	158	47	21	6	1	—	—	—	—
541211	Offices of certified public accountants	629	4 626	21 337	119	75	26	14	4	—	—	—	—	—
541213	Tax preparation services	(C)	(D)	(D)	36	21	9	3	2	1	—	—	—	—
541214	Payroll services	(A)	(D)	(D)	4	3	—	1	—	—	—	—	—	—
541219	Other accounting services	(C)	(D)	(D)	74	59	12	3	—	—	—	—	—	—
5413	Architectural, engineering & related services	1 763	14 069	65 209	299	172	66	45	15	1	—	—	—	—
54131	Architectural services	225	1 894	9 267	42	24	8	10	—	—	—	—	—	—
541310	Architectural services	225	1 894	9 267	42	24	8	10	—	—	—	—	—	—
54132	Landscape architectural services	(B)	(D)	(D)	18	14	2	1	1	—	—	—	—	—
541320	Landscape architectural services	(B)	(D)	(D)	18	14	2	1	1	—	—	—	—	—
54133	Engineering services	917	8 043	37 217	153	91	30	23	9	—	—	—	—	—
541330	Engineering services	917	8 043	37 217	153	91	30	23	9	—	—	—	—	—
54134	Drafting services	(B)	(D)	(D)	8	5	3	—	—	—	—	—	—	—
541340	Drafting services	(B)	(D)	(D)	8	5	3	—	—	—	—	—	—	—
54135	Building inspection services	(A)	(D)	(D)	3	3	—	—	—	—	—	—	—	—
541350	Building inspection services	(A)	(D)	(D)	3	3	—	—	—	—	—	—	—	—
54136	Geophysical surveying & mapping services	115	556	2 158	11	7	1	1	1	1	—	—	—	—
541360	Geophysical surveying & mapping services	115	556	2 158	11	7	1	1	1	1	—	—	—	—
54137	Surveying, mapping (exc geophysical) services	132	813	4 405	30	17	8	5	—	—	—	—	—	—
541370	Surveying, mapping (exc geophysical) services	132	813	4 405	30	17	8	5	—	—	—	—	—	—
54138	Testing laboratories	290	2 267	9 484	34	11	14	5	4	—	—	—	—	—
541380	Testing laboratories	290	2 267	9 484	34	11	14	5	4	—	—	—	—	—

See footnotes at end of table.

**Table 2. The State—Employees, Payroll, and Establishments by Industry: 2001—Con.**

[Excludes most government employees, railroad employees, and self-employed persons. Size class 1 to 4 includes establishments with payroll, but no employees, during mid-March pay period. (D) denotes figures withheld to avoid disclosing data for individual companies; the data are included in broader industry totals. For explanation of terms, abbreviations, and data reliability/comparability, see introductory text]

NAICS code	Industry	Number of employees for week including March 12	Payroll (\$1,000)		Total number of establishments	Number of establishments by employment-size class								
			First quarter	Annual		1 to 4	5 to 9	10 to 19	20 to 49	50 to 99	100 to 249	250 to 499	500 to 999	1,000 or more
<b>54</b>	<b>Professional, scientific &amp; technical services—Con.</b>													
541	Professional, scientific & technical services—Con.													
5414	Specialized design services .....	(B)	(D)	(D)	24	18	5	—	1	—	—	—	—	—
54141	Interior design services .....	(B)	(D)	(D)	9	7	2	—	—	—	—	—	—	—
541410	Interior design services .....	(B)	(D)	(D)	9	7	2	—	—	—	—	—	—	—
54142	Industrial design services .....	(B)	(D)	(D)	3	2	—	1	—	—	—	—	—	—
541420	Industrial design services .....	(B)	(D)	(D)	3	2	—	1	—	—	—	—	—	—
54143	Graphic design services .....	(B)	(D)	(D)	12	9	3	—	—	—	—	—	—	—
541430	Graphic design services .....	(B)	(D)	(D)	12	9	3	—	—	—	—	—	—	—
5415	Computer systems design & related services .....	374	2 643	10 972	89	68	14	3	3	1	—	—	—	—
54151	Computer systems design & related services .....	374	2 643	10 972	89	68	14	3	3	1	—	—	—	—
541511	Custom computer programming services .....	170	1 327	5 567	36	28	4	1	2	1	—	—	—	—
541512	Computer systems design services .....	(C)	(D)	(D)	30	22	6	1	1	—	—	—	—	—
541513	Computer facilities management services .....	(A)	(D)	(D)	3	1	1	—	—	—	—	—	—	—
541519	Other computer related services .....	(B)	(D)	(D)	20	17	3	—	—	—	—	—	—	—
5416	Management, sci & tech consulting services .....	652	5 415	27 902	206	173	23	3	4	3	—	—	—	—
54161	Management consulting services .....	313	2 399	12 293	117	101	10	3	2	1	—	—	—	—
541611	Admin & gen management consulting services .....	179	1 422	7 403	70	60	7	2	—	1	—	—	—	—
541612	Human res & exec search consulting services .....	(A)	(D)	(D)	9	8	2	—	—	—	—	—	—	—
541613	Marketing consulting services .....	(B)	(D)	(D)	28	25	2	—	1	—	—	—	—	—
541614	Process, phys dist & log consulting services .....	(A)	(D)	(D)	6	5	—	1	—	—	—	—	—	—
541618	Other management consulting services .....	(B)	(D)	(D)	4	3	—	—	1	—	—	—	—	—
54162	Environmental consulting services .....	209	2 068	9 617	35	25	7	—	0	2	—	—	—	—
541620	Environmental consulting services .....	209	2 068	9 617	35	25	7	—	1	2	—	—	—	—
54169	Oth scientific & technical consulting services .....	130	948	5 992	54	47	6	—	1	—	—	—	—	—
541690	Oth scientific & technical consulting services .....	130	948	5 992	54	47	6	—	1	—	—	—	—	—
5417	Scientific R&D services .....	(C)	(D)	(D)	25	14	6	2	1	2	—	—	—	—
54171	R&D in physical, engineering & life sciences .....	(C)	(D)	(D)	19	11	4	2	1	1	—	—	—	—
541710	R&D in physical, engineering & life sciences .....	(C)	(D)	(D)	19	11	4	2	1	1	—	—	—	—
54172	R&D in social sciences & humanities .....	(B)	(D)	(D)	6	3	2	—	—	1	—	—	—	—
541720	R&D in social sciences & humanities .....	(B)	(D)	(D)	6	3	2	—	—	1	—	—	—	—
5418	Advertising & related services .....	194	1 137	4 335	56	45	7	4	—	—	—	—	—	—
54181	Advertising agencies .....	(B)	(D)	(D)	13	12	1	—	—	—	—	—	—	—
541810	Advertising agencies .....	(B)	(D)	(D)	13	12	1	—	—	—	—	—	—	—
54182	Public relations agencies .....	(B)	(D)	(D)	7	5	1	1	—	—	—	—	—	—
541820	Public relations agencies .....	(B)	(D)	(D)	7	5	1	1	—	—	—	—	—	—
54183	Media buying agencies .....	(A)	(D)	(D)	2	2	—	—	—	—	—	—	—	—
541830	Media buying agencies .....	(A)	(D)	(D)	2	2	—	—	—	—	—	—	—	—
54184	Media representatives .....	(B)	(D)	(D)	5	2	1	2	—	—	—	—	—	—
541840	Media representatives .....	(B)	(D)	(D)	5	2	1	2	—	—	—	—	—	—
54185	Display advertising .....	(B)	(D)	(D)	5	2	3	—	—	—	—	—	—	—
541850	Display advertising .....	(B)	(D)	(D)	5	2	3	—	—	—	—	—	—	—
54186	Direct mail advertising .....	(A)	(D)	(D)	5	4	1	—	—	—	—	—	—	—
541860	Direct mail advertising .....	(A)	(D)	(D)	5	4	1	—	—	—	—	—	—	—
54189	Other services related to advertising .....	(B)	(D)	(D)	19	18	—	1	—	—	—	—	—	—
541890	Other services related to advertising .....	(B)	(D)	(D)	19	18	—	1	—	—	—	—	—	—
5419	Oth professional, scientific, technical services .....	888	3 664	18 063	189	127	34	24	3	1	—	—	—	—
54191	Marketing research & public opinion polling .....	(A)	(D)	(D)	5	4	1	—	—	—	—	—	—	—
541910	Marketing research & public opinion polling .....	(A)	(D)	(D)	5	4	1	—	—	—	—	—	—	—
54192	Photographic services .....	(C)	(D)	(D)	37	33	2	2	—	—	—	—	—	—
541921	Photography studios, portrait .....	(B)	(D)	(D)	30	26	2	2	—	—	—	—	—	—
541922	Commercial photography .....	(A)	(D)	(D)	7	7	—	—	—	—	—	—	—	—
54193	Translation & interpretation services .....	(B)	(D)	(D)	2	1	—	—	—	1	—	—	—	—
541930	Translation & interpretation services .....	(B)	(D)	(D)	2	1	—	—	—	1	—	—	—	—
54194	Veterinary services .....	577	2 152	9 678	94	47	26	19	2	—	—	—	—	—
541940	Veterinary services .....	577	2 152	9 678	94	47	26	19	2	—	—	—	—	—
54199	All oth prof, scientific & technical services .....	143	644	3 863	51	42	5	3	1	—	—	—	—	—
541990	All oth prof, scientific & technical services .....	143	644	3 863	51	42	5	3	1	—	—	—	—	—
<b>55</b>	<b>Management of companies &amp; enterprises .....</b>	<b>1 147</b>	<b>17 809</b>	<b>65 002</b>	<b>69</b>	<b>35</b>	<b>11</b>	<b>10</b>	<b>8</b>	<b>3</b>	<b>1</b>	<b>1</b>	<b>—</b>	<b>—</b>
551	Management of companies & enterprises .....	1 147	17 809	65 002	69	35	11	10	8	3	1	1	—	—
5511	Management of companies & enterprises .....	1 147	17 809	65 002	69	35	11	10	8	3	1	1	—	—
55111	Management of companies & enterprises .....	1 147	17 809	65 002	69	35	11	10	8	3	1	1	—	—
551111	Offices of bank holding companies .....	(A)	(D)	(D)	9	8	1	—	—	—	—	—	—	—
551112	Offices of other holding companies .....	(B)	(D)	(D)	10	7	1	—	2	—	—	—	—	—
551114	Corp, subsidiary & regional managing offices .....	1 042	15 394	55 883	50	20	9	10	6	3	1	1	—	—
<b>56</b>	<b>Admin, support, waste mgt, remediation services .....</b>	<b>6 295</b>	<b>25 162</b>	<b>108 997</b>	<b>742</b>	<b>481</b>	<b>124</b>	<b>76</b>	<b>36</b>	<b>16</b>	<b>7</b>	<b>2</b>	<b>—</b>	<b>—</b>
561	Administrative & support services .....	5 962	23 228	100 589	690	453	112	68	32	16	7	2	—	—
5611	Office administrative services .....	245	2 710	8 156	51	32	12	5	2	—	—	—	—	—
56111	Office administrative services .....	245	2 710	8 156	51	32	12	5	2	—	—	—	—	—
561110	Office administrative services .....	245	2 710	8 156	51	32	12	5	2	—	—	—	—	—
5612	Facilities support services .....	(B)	(D)	(D)	5	2	2	1	—	—	—	—	—	—
56121	Facilities support services .....	(B)	(D)	(D)	5	2	2	1	—	—	—	—	—	—
561210	Facilities support services .....	(B)	(D)	(D)	5	2	2	1	—	—	—	—	—	—

See footnotes at end of table.



**Table 2. The State—Employees, Payroll, and Establishments by Industry: 2001—Con.**

[Excludes most government employees, railroad employees, and self-employed persons. Size class 1 to 4 includes establishments with payroll, but no employees, during mid-March pay period. (D) denotes figures withheld to avoid disclosing data for individual companies; the data are included in broader industry totals. For explanation of terms, abbreviations, and data reliability/comparability, see introductory text]

NAICS code	Industry	Number of employees for week including March 12	Payroll (\$1,000)		Total number of establishments	Number of establishments by employment-size class								
			First quarter	Annual		1 to 4	5 to 9	10 to 19	20 to 49	50 to 99	100 to 249	250 to 499	500 to 999	1,000 or more
<b>61</b>	<b>Educational services—Con.</b>													
611	Educational services—Con.													
6113	Colleges, universities & professional schools . . . . .	(B)	(D)	(D)	5	3	—	—	2	—	—	—	—	—
61131	Colleges, universities & professional schools . . . . .	(B)	(D)	(D)	5	3	—	—	2	—	—	—	—	—
611310	Colleges, universities & professional schools . . . . .	(B)	(D)	(D)	5	3	—	—	2	—	—	—	—	—
6114	Business schools & computer & mgt training . . . . .	(B)	(D)	(D)	9	7	1	—	1	—	—	—	—	—
61142	Computer training . . . . .	(B)	(D)	(D)	4	2	1	—	1	—	—	—	—	—
611420	Computer training . . . . .	(B)	(D)	(D)	4	2	1	—	1	—	—	—	—	—
61143	Professional, management development training . . . . .	(A)	(D)	(D)	5	5	—	—	—	—	—	—	—	—
611430	Professional, management development training . . . . .	(A)	(D)	(D)	5	5	—	—	—	—	—	—	—	—
6115	Technical & trade schools . . . . .	387	2 464	10 211	19	14	2	2	—	—	—	1	—	—
61151	Technical & trade schools . . . . .	387	2 464	10 211	19	14	2	2	—	—	—	1	—	—
611511	Cosmetology & barber schools . . . . .	(A)	(D)	(D)	6	4	2	—	—	—	—	—	—	—
611512	Flight training . . . . .	(A)	(D)	(D)	1	1	—	—	—	—	—	—	—	—
611513	Apprenticeship training . . . . .	(A)	(D)	(D)	5	5	—	—	—	—	—	—	—	—
611519	Other technical & trade schools . . . . .	(E)	(D)	(D)	7	4	—	2	—	—	—	1	—	—
6116	Other schools & instruction . . . . .	431	1 445	7 027	61	37	12	6	5	1	—	—	—	—
61161	Fine arts schools . . . . .	(B)	(D)	(D)	14	7	4	2	1	—	—	—	—	—
611610	Fine arts schools . . . . .	(B)	(D)	(D)	14	7	4	2	1	—	—	—	—	—
61162	Sports & recreation instruction . . . . .	(B)	(D)	(D)	27	20	4	3	—	—	—	—	—	—
611620	Sports & recreation instruction . . . . .	(B)	(D)	(D)	27	20	4	3	—	—	—	—	—	—
61163	Language schools . . . . .	(A)	(D)	(D)	2	1	1	—	—	—	—	—	—	—
611630	Language schools . . . . .	(A)	(D)	(D)	2	1	1	—	—	—	—	—	—	—
61169	All other schools & instruction . . . . .	267	1 105	5 201	18	9	3	1	4	1	—	—	—	—
611691	Exam preparation & tutoring . . . . .	(A)	(D)	(D)	1	—	—	1	—	—	—	—	—	—
611692	Automobile driving schools . . . . .	(B)	(D)	(D)	3	2	—	—	1	—	—	—	—	—
611699	All other miscellaneous schools & instruction . . . . .	233	1 053	5 075	14	7	3	—	3	1	—	—	—	—
6117	Educational support services . . . . .	(B)	(D)	(D)	8	6	1	1	—	—	—	—	—	—
61171	Educational support services . . . . .	(B)	(D)	(D)	8	6	1	1	—	—	—	—	—	—
611710	Educational support services . . . . .	(B)	(D)	(D)	8	6	1	1	—	—	—	—	—	—
<b>62</b>	<b>Health care and social assistance . . . . .</b>	<b>25 615</b>	<b>161 293</b>	<b>701 148</b>	<b>1 449</b>	<b>699</b>	<b>363</b>	<b>194</b>	<b>105</b>	<b>32</b>	<b>40</b>	<b>11</b>	<b>3</b>	<b>2</b>
621	Ambulatory health care services . . . . .	6 639	52 796	250 584	930	495	268	113	40	11	3	—	—	—
6211	Offices of physicians . . . . .	2 833	31 769	157 482	367	193	104	45	18	5	2	—	—	—
62111	Offices of physicians . . . . .	2 833	31 769	157 482	367	193	104	45	18	5	2	—	—	—
621111	Offices of physicians (exc mental health) . . . . .	2 816	31 703	157 284	357	184	103	45	18	5	2	—	—	—
621112	Offices of physicians, mental health . . . . .	17	66	198	10	9	1	—	—	—	—	—	—	—
6212	Offices of dentists . . . . .	1 228	7 225	32 926	213	93	90	27	3	—	—	—	—	—
62121	Offices of dentists . . . . .	1 228	7 225	32 926	213	93	90	27	3	—	—	—	—	—
621210	Offices of dentists . . . . .	1 228	7 225	32 926	213	93	90	27	3	—	—	—	—	—
6213	Offices of other health practitioners . . . . .	925	4 545	20 732	230	156	53	19	2	—	—	—	—	—
62131	Offices of chiropractors . . . . .	(C)	(D)	(D)	65	54	9	2	—	—	—	—	—	—
621310	Offices of chiropractors . . . . .	(C)	(D)	(D)	65	54	9	2	—	—	—	—	—	—
62132	Offices of optometrists . . . . .	327	1 566	6 607	63	29	28	6	—	—	—	—	—	—
621320	Offices of optometrists . . . . .	327	1 566	6 607	63	29	28	6	—	—	—	—	—	—
62133	Offices of other mental health practitioners . . . . .	(B)	(D)	(D)	28	25	3	—	—	—	—	—	—	—
621330	Offices of other mental health practitioners . . . . .	(B)	(D)	(D)	28	25	3	—	—	—	—	—	—	—
62134	Offices of PT, OT, speech therapy & audiology . . . . .	263	1 318	6 640	41	22	8	9	2	—	—	—	—	—
621340	Offices of PT, OT, speech therapy & audiology . . . . .	263	1 318	6 640	41	22	8	9	2	—	—	—	—	—
62139	Offices of all other health practitioners . . . . .	(B)	(D)	(D)	33	26	5	2	—	—	—	—	—	—
621391	Offices of podiatrists . . . . .	(B)	(D)	(D)	9	6	3	—	—	—	—	—	—	—
621399	Offices of all other misc health practitioners . . . . .	(B)	(D)	(D)	24	20	2	2	—	—	—	—	—	—
6214	Outpatient care centers . . . . .	761	4 508	18 430	49	16	10	14	7	1	1	—	—	—
62141	Family planning centers . . . . .	(B)	(D)	(D)	6	4	1	1	—	—	—	—	—	—
621410	Family planning centers . . . . .	(B)	(D)	(D)	6	4	1	1	—	—	—	—	—	—
62142	Outpatient mental health, substance abuse ctrs . . . . .	576	3 400	13 878	27	7	5	7	6	1	1	—	—	—
621420	Outpatient mental health, substance abuse ctrs . . . . .	576	3 400	13 878	27	7	5	7	6	1	1	—	—	—
62149	Other outpatient care centers . . . . .	(C)	(D)	(D)	16	5	4	6	1	—	—	—	—	—
621492	Kidney dialysis centers . . . . .	(A)	(D)	(D)	1	—	—	1	—	—	—	—	—	—
621493	Freestanding ambulatory surgery, emergency ctr . . . . .	64	305	1 467	6	2	1	2	1	—	—	—	—	—
621498	All other outpatient care centers . . . . .	(B)	(D)	(D)	9	3	3	3	—	—	—	—	—	—
6215	Medical & diagnostic laboratories . . . . .	(C)	(D)	(D)	20	13	2	2	1	2	—	—	—	—
62151	Medical & diagnostic laboratories . . . . .	(C)	(D)	(D)	20	13	2	2	1	2	—	—	—	—
621511	Medical laboratories . . . . .	(C)	(D)	(D)	9	5	1	1	—	2	—	—	—	—
621512	Diagnostic Imaging centers . . . . .	(B)	(D)	(D)	11	8	1	1	1	—	—	—	—	—
6216	Home health care services . . . . .	549	2 612	11 839	36	14	6	6	8	2	—	—	—	—
62161	Home health care services . . . . .	549	2 612	11 839	36	14	6	6	8	2	—	—	—	—
621610	Home health care services . . . . .	549	2 612	11 839	36	14	6	6	8	2	—	—	—	—
6219	Other ambulatory health care services . . . . .	(C)	(D)	(D)	15	10	3	—	1	1	—	—	—	—
62191	Ambulance services . . . . .	(B)	(D)	(D)	5	3	1	—	1	—	—	—	—	—
621910	Ambulance services . . . . .	(B)	(D)	(D)	5	3	1	—	1	—	—	—	—	—
62199	All other ambulatory health care services . . . . .	(B)	(D)	(D)	10	7	2	—	—	1	—	—	—	—
621991	Blood & organ banks . . . . .	(B)	(D)	(D)	2	—	1	—	—	1	—	—	—	—
621999	All oth misc ambulatory health care services . . . . .	(B)	(D)	(D)	8	7	1	—	—	—	—	—	—	—

See footnotes at end of table.

**Table 2. The State—Employees, Payroll, and Establishments by Industry: 2001—Con.**

[Excludes most government employees, railroad employees, and self-employed persons. Size class 1 to 4 includes establishments with payroll, but no employees, during mid-March pay period. (D) denotes figures withheld to avoid disclosing data for individual companies; the data are included in broader industry totals. For explanation of terms, abbreviations, and data reliability/comparability, see introductory text]

NAICS code	Industry	Number of employees for week including March 12	Payroll (\$1,000)		Total number of establishments	Number of establishments by employment-size class								
			First quarter	Annual		1 to 4	5 to 9	10 to 19	20 to 49	50 to 99	100 to 249	250 to 499	500 to 999	1,000 or more
<b>62</b>	<b>Health care and social assistance— Con.</b>													
622	Hospitals .....	(I)	(D)	(D)	30	2	—	—	—	—	15	8	3	2
6221	General medical & surgical hospitals .....	8 461	62 985	262 764	26	1	—	—	—	—	14	6	3	2
622110	General medical & surgical hospitals .....	8 461	62 985	262 764	26	1	—	—	—	—	14	6	3	2
6222	Psychiatric & substance abuse hospitals . . .	(F)	(D)	(D)	2	—	—	—	—	—	—	2	—	—
62221	Psychiatric & substance abuse hospitals ..	(F)	(D)	(D)	2	—	—	—	—	—	—	2	—	—
622210	Psychiatric & substance abuse hospitals .....	(F)	(D)	(D)	2	—	—	—	—	—	—	2	—	—
6223	Other specialty hospitals .....	(C)	(D)	(D)	2	1	—	—	—	—	1	—	—	—
62231	Other specialty hospitals .....	(C)	(D)	(D)	2	1	—	—	—	—	1	—	—	—
622310	Other specialty hospitals .....	(C)	(D)	(D)	2	1	—	—	—	—	1	—	—	—
623	Nursing & residential care facilities .....	3 871	17 356	71 052	110	29	27	11	15	13	14	1	—	—
6231	Nursing care facilities .....	2 337	10 850	43 661	28	4	3	1	1	8	10	1	—	—
62311	Nursing care facilities .....	2 337	10 850	43 661	28	4	3	1	1	8	10	1	—	—
623110	Nursing care facilities .....	2 337	10 850	43 661	28	4	3	1	1	8	10	1	—	—
6232	Residential mental retardation, health facil ..	506	2 255	9 830	16	4	3	2	4	1	2	—	—	—
62321	Residential mental retardation facilities ...	(C)	(D)	(D)	4	1	1	—	1	—	1	—	—	—
623210	Residential mental retardation facilities ...	(C)	(D)	(D)	4	1	1	—	1	—	1	—	—	—
62322	Residential mental health, subst abuse													
623220	Residential mental health, subst abuse	(E)	(D)	(D)	12	3	2	2	3	1	1	—	—	—
623220	Residential mental health, subst abuse	(E)	(D)	(D)	12	3	2	2	3	1	1	—	—	—
6233	Community care facilities for the elderly . . .	562	2 019	8 633	50	19	18	4	6	3	—	—	—	—
62331	Community care facilities for the elderly ...	562	2 019	8 633	50	19	18	4	6	3	—	—	—	—
623311	Continuing care retirement communities .....	(E)	(D)	(D)	8	1	1	2	2	2	—	—	—	—
623312	Homes for the elderly .....	(E)	(D)	(D)	42	18	17	2	4	1	—	—	—	—
6239	Other residential care facilities .....	466	2 232	8 928	16	2	3	4	4	1	2	—	—	—
62399	Other residential care facilities .....	466	2 232	8 928	16	2	3	4	4	1	2	—	—	—
623990	Other residential care facilities .....	466	2 232	8 928	16	2	3	4	4	1	2	—	—	—
624	Social assistance .....	(I)	(D)	(D)	379	173	68	70	50	8	8	2	—	—
6241	Individual & family services .....	2 106	7 811	32 814	158	69	24	35	25	4	—	1	—	—
62411	Child & youth services .....	(E)	(D)	(D)	33	15	3	9	6	—	—	—	—	—
624110	Child & youth services .....	(E)	(D)	(D)	33	15	3	9	6	—	—	—	—	—
62412	Services for elderly & disabled persons .....	953	2 787	11 367	61	17	9	17	14	4	—	—	—	—
624120	Services for elderly & disabled persons .....	953	2 787	11 367	61	17	9	17	14	4	—	—	—	—
62419	Other individual & family services .....	(F)	(D)	(D)	64	37	12	9	5	—	—	1	—	—
624190	Other individual & family services .....	(F)	(D)	(D)	64	37	12	9	5	—	—	1	—	—
6242	Community, emergency & other relief services .....	(E)	(D)	(D)	30	12	8	6	3	1	—	—	—	—
62421	Community food services .....	(B)	(D)	(D)	11	4	2	4	1	—	—	—	—	—
624210	Community food services .....	(B)	(D)	(D)	11	4	2	4	1	—	—	—	—	—
62422	Community housing services .....	(C)	(D)	(D)	18	8	6	2	1	1	—	—	—	—
624221	Temporary shelters .....	(B)	(D)	(D)	10	3	5	2	—	—	—	—	—	—
624229	Other community housing services .....	(C)	(D)	(D)	8	5	1	—	1	1	—	—	—	—
62423	Emergency & other relief services .....	(B)	(D)	(D)	1	—	—	—	1	—	—	—	—	—
624230	Emergency & other relief services .....	(B)	(D)	(D)	1	—	—	—	1	—	—	—	—	—
6243	Vocational rehabilitation services .....	(G)	(D)	(D)	36	12	4	3	7	2	7	1	—	—
62431	Vocational rehabilitation services .....	(G)	(D)	(D)	36	12	4	3	7	2	7	1	—	—
624310	Vocational rehabilitation services .....	(G)	(D)	(D)	36	12	4	3	7	2	7	1	—	—
6244	Child day care services .....	1 286	3 672	15 454	155	80	32	26	15	1	1	—	—	—
62441	Child day care services .....	1 286	3 672	15 454	155	80	32	26	15	1	1	—	—	—
624410	Child day care services .....	1 286	3 672	15 454	155	80	32	26	15	1	1	—	—	—
<b>71</b>	<b>Arts, entertainment &amp; recreation .....</b>	<b>(H)</b>	<b>(D)</b>	<b>(D)</b>	<b>357</b>	<b>241</b>	<b>47</b>	<b>44</b>	<b>19</b>	<b>3</b>	<b>2</b>	<b>—</b>	<b>—</b>	<b>1</b>
711	Performing arts, spectator sports & related industries .....	(C)	(D)	(D)	55	42	9	3	1	—	—	—	—	—
7111	Performing arts companies .....	(B)	(D)	(D)	13	8	3	2	—	—	—	—	—	—
71111	Theater companies & dinner theaters .....	(A)	(D)	(D)	5	4	1	—	—	—	—	—	—	—
711110	Theater companies & dinner theaters .....	(A)	(D)	(D)	5	4	1	—	—	—	—	—	—	—
71113	Musical groups & artists .....	(B)	(D)	(D)	8	4	2	2	—	—	—	—	—	—
711130	Musical groups & artists .....	(B)	(D)	(D)	8	4	2	2	—	—	—	—	—	—
7112	Spectator sports .....	(B)	(D)	(D)	5	3	2	—	—	—	—	—	—	—
71121	Spectator sports .....	(B)	(D)	(D)	5	3	2	—	—	—	—	—	—	—
711211	Sports teams and clubs .....	(A)	(D)	(D)	2	1	1	—	—	—	—	—	—	—
711212	Racetracks .....	(A)	(D)	(D)	1	1	—	—	—	—	—	—	—	—
711219	Other spectator sports .....	(A)	(D)	(D)	2	1	1	—	—	—	—	—	—	—
7113	Promoters of entertainment events .....	(B)	(D)	(D)	13	10	1	1	1	—	—	—	—	—
71132	Promoters of entertainment events without facility .....	(B)	(D)	(D)	13	10	1	1	1	—	—	—	—	—
711320	Promoters of entertainment events without facility .....	(B)	(D)	(D)	13	10	1	1	1	—	—	—	—	—
7114	Agents, managers for artists & other public figures .....	(A)	(D)	(D)	2	1	1	—	—	—	—	—	—	—
71141	Agents, managers for artists & other public figures .....	(A)	(D)	(D)	2	1	1	—	—	—	—	—	—	—
711410	Agents, managers for artists & other public figures .....	(A)	(D)	(D)	2	1	1	—	—	—	—	—	—	—
7115	Independent artists, writers & performers ..	(B)	(D)	(D)	22	20	2	—	—	—	—	—	—	—
71151	Independent artists, writers & performers ..	(B)	(D)	(D)	22	20	2	—	—	—	—	—	—	—
711510	Independent artists, writers & performers .....	(B)	(D)	(D)	22	20	2	—	—	—	—	—	—	—

See footnotes at end of table.



**Table 2. The State—Employees, Payroll, and Establishments by Industry: 2001—Con.**

[Excludes most government employees, railroad employees, and self-employed persons. Size class 1 to 4 includes establishments with payroll, but no employees, during mid-March pay period. (D) denotes figures withheld to avoid disclosing data for individual companies; the data are included in broader industry totals. For explanation of terms, abbreviations, and data reliability/comparability, see introductory text]

NAICS code	Industry	Number of employees for week including March 12	Payroll (\$1,000)		Total number of establishments	Number of establishments by employment-size class											
			First quarter	Annual		1 to 4	5 to 9	10 to 19	20 to 49	50 to 99	100 to 249	250 to 499	500 to 999	1,000 or more			
<b>81</b>	<b>Other services (except public administration)—Con.</b>																
811	Repair & maintenance—Con.																
8111	Automotive repair & maintenance—Con.																
81119	Other automotive R&M .....	347	978	4 638	63	36	15	8	4	—	—	—	—	—	—	—	—
811191	Automotive oil change & lubrication shops .....	171	539	2 632	20	8	4	6	2	—	—	—	—	—	—	—	—
811192	Car washes .....	(C)	(D)	(D)	40	26	10	2	2	—	—	—	—	—	—	—	—
811198	All other automotive R&M .....	(A)	(D)	(D)	3	2	1	—	—	—	—	—	—	—	—	—	—
8112	Electronic & precision equipment R&M .....	122	684	3 144	23	15	3	4	1	—	—	—	—	—	—	—	—
81121	Electronic & precision equipment R&M .....	122	684	3 144	23	15	3	4	1	—	—	—	—	—	—	—	—
811211	Consumer electronics R&M .....	(B)	(D)	(D)	5	4	—	1	—	—	—	—	—	—	—	—	—
811212	Computer & office machine R&M .....	(B)	(D)	(D)	9	7	1	1	—	—	—	—	—	—	—	—	—
811213	Communication equipment R&M .....	70	391	1 825	9	4	2	2	1	—	—	—	—	—	—	—	—
8113	Commercial equipment (exc auto & elec) R&M .....	912	8 071	34 371	121	75	23	14	7	1	1	—	—	—	—	—	—
81131	Commercial equipment (exc auto & elec) R&M .....	912	8 071	34 371	121	75	23	14	7	1	1	—	—	—	—	—	—
811310	Commercial equipment (exc auto & elec) R&M .....	912	8 071	34 371	121	75	23	14	7	1	1	—	—	—	—	—	—
8114	Personal & household goods R&M .....	164	633	2 661	71	63	7	1	—	—	—	—	—	—	—	—	—
81141	Home, garden equipment & appliance R&M .....	(B)	(D)	(D)	25	19	5	1	—	—	—	—	—	—	—	—	—
811411	Home & garden equipment R&M .....	(A)	(D)	(D)	6	6	—	—	—	—	—	—	—	—	—	—	—
811412	Appliance repair & maintenance .....	(B)	(D)	(D)	19	13	5	1	—	—	—	—	—	—	—	—	—
81142	Reupholstery & furniture repair .....	(A)	(D)	(D)	12	12	—	—	—	—	—	—	—	—	—	—	—
811420	Reupholstery & furniture repair .....	(A)	(D)	(D)	12	12	—	—	—	—	—	—	—	—	—	—	—
81143	Footwear & leather goods repair .....	(A)	(D)	(D)	3	3	—	—	—	—	—	—	—	—	—	—	—
811430	Footwear & leather goods repair .....	(A)	(D)	(D)	3	3	—	—	—	—	—	—	—	—	—	—	—
81149	Other personal & household goods R&M .....	(B)	(D)	(D)	31	29	2	—	—	—	—	—	—	—	—	—	—
811490	Other personal & household goods R&M .....	(B)	(D)	(D)	31	29	2	—	—	—	—	—	—	—	—	—	—
812	Personal & laundry services .....	1 698	5 896	25 582	347	228	80	29	8	2	—	—	—	—	—	—	—
8121	Personal care services .....	(F)	(D)	(D)	180	122	43	14	1	—	—	—	—	—	—	—	—
81211	Hair, nail & skin care services .....	(F)	(D)	(D)	154	103	40	10	1	—	—	—	—	—	—	—	—
812111	Barber shops .....	(A)	(D)	(D)	4	3	1	—	—	—	—	—	—	—	—	—	—
812112	Beauty salons .....	(F)	(D)	(D)	144	94	39	10	1	—	—	—	—	—	—	—	—
812113	Nail salons .....	(A)	(D)	(D)	6	6	—	—	—	—	—	—	—	—	—	—	—
81219	Other personal care services .....	(B)	(D)	(D)	26	19	3	4	—	—	—	—	—	—	—	—	—
812191	Diet & weight reducing centers .....	(A)	(D)	(D)	4	4	—	—	—	—	—	—	—	—	—	—	—
812199	Other personal care services .....	(B)	(D)	(D)	22	15	3	4	—	—	—	—	—	—	—	—	—
8122	Death care services .....	234	983	4 138	34	19	6	8	1	—	—	—	—	—	—	—	—
81221	Funeral homes .....	(C)	(D)	(D)	26	11	6	8	1	—	—	—	—	—	—	—	—
812210	Funeral homes .....	(C)	(D)	(D)	26	11	6	8	1	—	—	—	—	—	—	—	—
81222	Cemeteries & crematories .....	(A)	(D)	(D)	8	8	—	—	—	—	—	—	—	—	—	—	—
812220	Cemeteries & crematories .....	(A)	(D)	(D)	8	8	—	—	—	—	—	—	—	—	—	—	—
8123	Drycleaning & laundry services .....	(F)	(D)	(D)	67	36	19	5	5	2	—	—	—	—	—	—	—
81231	Coin-operated laundries & drycleaners .....	(B)	(D)	(D)	24	16	7	1	—	—	—	—	—	—	—	—	—
812310	Coin-operated laundries & drycleaners .....	(B)	(D)	(D)	24	16	7	1	—	—	—	—	—	—	—	—	—
81232	Drycleaning & laundry services (exc coin-op) .....	(C)	(D)	(D)	33	18	11	3	1	—	—	—	—	—	—	—	—
812320	Drycleaning & laundry services (exc coin-op) .....	(C)	(D)	(D)	33	18	11	3	1	—	—	—	—	—	—	—	—
81233	Linen & uniform supply .....	(E)	(D)	(D)	10	2	1	1	4	2	—	—	—	—	—	—	—
812331	Linen supply .....	(E)	(D)	(D)	9	2	1	1	3	2	—	—	—	—	—	—	—
812332	Industrial launderers .....	(B)	(D)	(D)	1	—	—	—	1	—	—	—	—	—	—	—	—
8129	Other personal services .....	(C)	(D)	(D)	66	51	12	2	1	—	—	—	—	—	—	—	—
81291	Pet care (except veterinary) services .....	(B)	(D)	(D)	15	14	1	—	—	—	—	—	—	—	—	—	—
812910	Pet care (except veterinary) services .....	(B)	(D)	(D)	15	14	1	—	—	—	—	—	—	—	—	—	—
81292	Photofinishing .....	(B)	(D)	(D)	20	11	7	2	—	—	—	—	—	—	—	—	—
812921	Photofinishing laboratories (except one-hour) .....	(B)	(D)	(D)	6	4	2	—	—	—	—	—	—	—	—	—	—
812922	One-hour photofinishing .....	(B)	(D)	(D)	14	7	5	2	—	—	—	—	—	—	—	—	—
81293	Parking lots & garages .....	(A)	(D)	(D)	2	—	2	—	—	—	—	—	—	—	—	—	—
812930	Parking lots & garages .....	(A)	(D)	(D)	2	—	2	—	—	—	—	—	—	—	—	—	—
81299	All other personal services .....	(B)	(D)	(D)	29	26	2	—	1	—	—	—	—	—	—	—	—
812990	All other personal services .....	(B)	(D)	(D)	29	26	2	—	1	—	—	—	—	—	—	—	—
813	Religious, grantmaking, civic, prof & like organizations .....	3 562	11 566	50 278	745	511	149	67	13	4	1	—	—	—	—	—	—
8131	Religious organizations .....	1 668	4 379	18 152	342	223	76	35	6	2	—	—	—	—	—	—	—
81311	Religious organizations .....	1 668	4 379	18 152	342	223	76	35	6	2	—	—	—	—	—	—	—
813110	Religious organizations .....	1 668	4 379	18 152	342	223	76	35	6	2	—	—	—	—	—	—	—
8132	Grantmaking & giving services .....	85	518	2 192	31	26	5	—	—	—	—	—	—	—	—	—	—
81321	Grantmaking & giving services .....	85	518	2 192	31	26	5	—	—	—	—	—	—	—	—	—	—
813211	Grantmaking foundations .....	(B)	(D)	(D)	15	11	4	—	—	—	—	—	—	—	—	—	—
813212	Voluntary health organizations .....	(A)	(D)	(D)	6	5	1	—	—	—	—	—	—	—	—	—	—
813219	Other grantmaking & giving services .....	(B)	(D)	(D)	10	10	—	—	—	—	—	—	—	—	—	—	—
8133	Social advocacy organizations .....	230	1 260	5 424	50	36	5	8	1	—	—	—	—	—	—	—	—
81331	Social advocacy organizations .....	230	1 260	5 424	50	36	5	8	1	—	—	—	—	—	—	—	—
813311	Human rights organizations .....	66	302	1 178	8	4	1	2	1	—	—	—	—	—	—	—	—
813312	Environment & wildlife organizations .....	124	744	3 393	29	22	2	5	—	—	—	—	—	—	—	—	—
813319	Other social advocacy organizations .....	40	214	853	13	10	2	1	—	—	—	—	—	—	—	—	—
8134	Civic & social organizations .....	827	1 866	7 996	132	82	33	11	4	1	1	—	—	—	—	—	—
81341	Civic & social organizations .....	827	1 866	7 996	132	82	33	11	4	1	1	—	—	—	—	—	—
813410	Civic & social organizations .....	827	1 866	7 996	132	82	33	11	4	1	1	—	—	—	—	—	—
8139	Business, labor, political, like organizations .....	752	3 543	16 514	190	144	30	13	2	1	—	—	—	—	—	—	—
81391	Business associations .....	(C)	(D)	(D)	75	61	12	2	—	—	—	—	—	—	—	—	—
813910	Business associations .....	(C)	(D)	(D)	75	61	12	2	—	—	—	—	—	—	—	—	—
81392	Professional organizations .....	(B)	(D)	(D)	18	13	3	1	1	—	—	—	—	—	—	—	—
813920	Professional organizations .....	(B)	(D)	(D)	18	13	3	1	1	—	—	—	—	—	—	—	—

See footnotes at end of table.

**Table 2. The State—Employees, Payroll, and Establishments by Industry: 2001—Con.**

[Excludes most government employees, railroad employees, and self-employed persons. Size class 1 to 4 includes establishments with payroll, but no employees, during mid-March pay period. (D) denotes figures withheld to avoid disclosing data for individual companies; the data are included in broader industry totals. For explanation of terms, abbreviations, and data reliability/comparability, see introductory text]

NAICS code	Industry	Number of employees for week including March 12	Payroll (\$1,000)		Total number of establishments	Number of establishments by employment-size class								
			First quarter	Annual		1 to 4	5 to 9	10 to 19	20 to 49	50 to 99	100 to 249	250 to 499	500 to 999	1,000 or more
<b>81</b>	<b>Other services (except public administration)—Con.</b>													
813	Religious, grantmaking, civic, prof & like organizations—Con.													
8139	Business, labor, political, like organizations—Con.													
81393	Labor unions & similar labor organizations .....	241	855	4 308	48	28	12	7	1	—	—	—	—	—
813930	Labor unions & similar labor organizations .....	241	855	4 308	48	28	12	7	1	—	—	—	—	—
81394	Political organizations .....	10	37	204	7	7	—	—	—	—	—	—	—	—
813940	Political organizations .....	10	37	204	7	7	—	—	—	—	—	—	—	—
81399	Oth similar organizations (exc business, prof, labor, pol) .....	(C)	(D)	(D)	42	35	3	3	—	1	—	—	—	—
813990	Oth similar organizations (exc business, prof, labor, pol) .....	(C)	(D)	(D)	42	35	3	3	—	1	—	—	—	—
<b>95</b>	<b>Auxiliaries (exc corporate, subsidiary &amp; regional mgt) .....</b>	<b>799</b>	<b>6 782</b>	<b>29 925</b>	<b>35</b>	<b>18</b>	<b>6</b>	<b>2</b>	<b>4</b>	<b>4</b>	<b>—</b>	<b>1</b>	<b>—</b>	<b>—</b>
<b>99</b>	<b>Unclassified establishments .....</b>	<b>(E)</b>	<b>(D)</b>	<b>(D)</b>	<b>414</b>	<b>391</b>	<b>17</b>	<b>6</b>	<b>—</b>	<b>—</b>	<b>—</b>	<b>—</b>	<b>—</b>	<b>—</b>

Note: Employment-size classes are indicated as follows: A—0 to 19; B—20 to 99; C—100 to 249; E—250 to 499; F—500 to 999; G—1,000 to 2,499; H—2,500 to 4,999; I—5,000 to 9,999; J—10,000 to 24,999; K—25,000 to 49,999; L—50,000 to 99,999; M—100,000 or more.

**Table 3. The State—Employees and Annual Payroll by Employment-Size Class: 2001**

[Excludes most government employees, railroad employees, and self-employed persons. Size class 1 to 4 includes establishments with payroll, but no employees, during mid-March pay period. (D) denotes figures withheld to avoid disclosing data for individual companies; the data are included in broader industry totals. For explanation of terms, abbreviations, and data reliability/comparability, see introductory text]

NAICS code	Major group	Total	Employment-size class								
			1 to 4	5 to 9	10 to 19	20 to 49	50 to 99	100 to 249	250 to 499	500 to 999	1,000 or more
	<b>Total number of employees ..</b>	<b>178 299</b>	<b>18 244</b>	<b>23 852</b>	<b>28 396</b>	<b>37 566</b>	<b>21 907</b>	<b>23 953</b>	<b>15 635</b>	<b>3 985</b>	<b>4 761</b>
	<b>Total payroll, annual (\$1,000) .....</b>	<b>4 917 721</b>	<b>504 946</b>	<b>540 522</b>	<b>681 911</b>	<b>932 737</b>	<b>591 395</b>	<b>777 637</b>	<b>564 571</b>	<b>171 592</b>	<b>152 410</b>
<b>11</b>	<b>FORESTRY, FISHING, HUNTING, AND AGRICULTURE SUPPORT</b>										
	Number of employees .....	(C)	(D)	(D)	(D)	(D)	-	-	-	-	-
	Payroll, annual (\$1,000) .....	(D)	(D)	(D)	(D)	(D)	-	-	-	-	-
113	Forestry and logging										
	Number of employees .....	(C)	(D)	(D)	(D)	(D)	-	-	-	-	-
	Payroll, annual (\$1,000) .....	(D)	(D)	(D)	(D)	(D)	-	-	-	-	-
114	Fishing, hunting & trapping										
	Number of employees .....	(A)	(D)	-	-	-	-	-	-	-	-
	Payroll, annual (\$1,000) .....	(D)	(D)	-	-	-	-	-	-	-	-
115	Agriculture & forestry support activities										
	Number of employees .....	(C)	(D)	(D)	(D)	-	-	-	-	-	-
	Payroll, annual (\$1,000) .....	(D)	(D)	(D)	(D)	-	-	-	-	-	-
<b>21</b>	<b>MINING</b>										
	Number of employees .....	<b>17 495</b>	<b>547</b>	<b>784</b>	<b>(D)</b>	<b>2 545</b>	<b>1 292</b>	<b>3 640</b>	<b>3 708</b>	<b>(D)</b>	<b>(D)</b>
	Payroll, annual (\$1,000) .....	<b>926 493</b>	<b>31 618</b>	<b>30 564</b>	<b>(D)</b>	<b>134 217</b>	<b>69 157</b>	<b>212 896</b>	<b>208 286</b>	<b>(D)</b>	<b>(D)</b>
211	Oil & gas extraction										
	Number of employees .....	2 291	(D)	(D)	(D)	973	385	(D)	-	-	-
	Payroll, annual (\$1,000) .....	147 405	(D)	(D)	(D)	62 215	25 084	(D)	-	-	-
212	Mining (except oil & gas)										
	Number of employees .....	7 624	(D)	(D)	(D)	318	256	1 630	(D)	(D)	(D)
	Payroll, annual (\$1,000) .....	436 073	(D)	(D)	(D)	14 070	15 260	104 865	(D)	(D)	(D)
213	Mining support activities										
	Number of employees .....	7 580	327	516	920	1 254	651	(D)	(D)	(D)	-
	Payroll, annual (\$1,000) .....	343 015	17 692	19 592	32 996	57 932	28 813	(D)	(D)	(D)	-
<b>22</b>	<b>UTILITIES</b>										
	Number of employees .....	<b>2 535</b>	<b>124</b>	<b>107</b>	<b>267</b>	<b>(D)</b>	<b>335</b>	<b>(D)</b>	<b>963</b>	-	-
	Payroll, annual (\$1,000) .....	<b>145 641</b>	<b>5 015</b>	<b>5 664</b>	<b>13 611</b>	<b>(D)</b>	<b>19 461</b>	<b>(D)</b>	<b>57 050</b>	-	-
221	Utilities										
	Number of employees .....	2 535	124	107	267	(D)	335	(D)	963	-	-
	Payroll, annual (\$1,000) .....	145 641	5 015	5 664	13 611	(D)	19 461	(D)	57 050	-	-
<b>23</b>	<b>CONSTRUCTION</b>										
	Number of employees .....	<b>14 439</b>	<b>2 618</b>	<b>2 773</b>	<b>3 060</b>	<b>3 234</b>	<b>1 765</b>	<b>(D)</b>	<b>(D)</b>	-	-
	Payroll, annual (\$1,000) .....	<b>482 633</b>	<b>75 904</b>	<b>72 836</b>	<b>98 973</b>	<b>112 813</b>	<b>72 891</b>	<b>(D)</b>	<b>(D)</b>	-	-
233	Building, developing & general contracting										
	Number of employees .....	4 596	803	958	1 113	839	(D)	-	(D)	-	-
	Payroll, annual (\$1,000) .....	146 818	22 450	23 500	32 997	28 229	(D)	-	(D)	-	-
234	Heavy construction										
	Number of employees .....	3 068	226	(D)	468	922	796	(D)	-	-	-
	Payroll, annual (\$1,000) .....	129 212	9 580	(D)	19 497	34 388	37 596	(D)	-	-	-
235	Special trade contractors										
	Number of employees .....	6 775	1 589	(D)	1 479	1 473	(D)	(D)	-	-	-
	Payroll, annual (\$1,000) .....	206 603	43 874	(D)	46 479	50 196	(D)	(D)	-	-	-
<b>31-33</b>	<b>MANUFACTURING</b>										
	Number of employees .....	<b>9 282</b>	<b>(D)</b>	<b>(D)</b>	<b>979</b>	<b>1 689</b>	<b>1 759</b>	<b>3 315</b>	<b>(D)</b>	-	-
	Payroll, annual (\$1,000) .....	<b>320 586</b>	<b>(D)</b>	<b>(D)</b>	<b>24 603</b>	<b>50 687</b>	<b>61 567</b>	<b>138 355</b>	<b>(D)</b>	-	-
311	Food mfg										
	Number of employees .....	(E)	(D)	(D)	(D)	(D)	(D)	-	-	-	-
	Payroll, annual (\$1,000) .....	(D)	(D)	(D)	(D)	(D)	(D)	-	-	-	-
312	Beverage & tobacco product mfg										
	Number of employees .....	(C)	(D)	(D)	-	-	(D)	(D)	-	-	-
	Payroll, annual (\$1,000) .....	(D)	(D)	(D)	-	-	(D)	(D)	-	-	-
313	Textile mills										
	Number of employees .....	(B)	(D)	(D)	-	-	-	-	-	-	-
	Payroll, annual (\$1,000) .....	(D)	(D)	(D)	-	-	-	-	-	-	-
314	Textile product mills										
	Number of employees .....	(B)	(D)	(D)	(D)	(D)	-	-	-	-	-
	Payroll, annual (\$1,000) .....	(D)	(D)	(D)	(D)	(D)	-	-	-	-	-
315	Apparel manufacturing										
	Number of employees .....	(C)	(D)	(D)	(D)	(D)	-	-	-	-	-
	Payroll, annual (\$1,000) .....	(D)	(D)	(D)	(D)	(D)	-	-	-	-	-
316	Leather & allied product mfg										
	Number of employees .....	(B)	(D)	(D)	-	-	-	-	-	-	-
	Payroll, annual (\$1,000) .....	(D)	(D)	(D)	-	-	-	-	-	-	-
321	Wood product mfg										
	Number of employees .....	928	(D)	(D)	(D)	270	(D)	315	-	-	-
	Payroll, annual (\$1,000) .....	23 493	(D)	(D)	(D)	5 922	(D)	9 498	-	-	-
322	Paper mfg										
	Number of employees .....	(A)	(D)	-	-	-	-	-	-	-	-
	Payroll, annual (\$1,000) .....	(D)	(D)	-	-	-	-	-	-	-	-

See footnotes at end of table.

**Table 3. The State—Employees and Annual Payroll by Employment-Size Class: 2001—Con.**

[Excludes most government employees, railroad employees, and self-employed persons. Size class 1 to 4 includes establishments with payroll, but no employees, during mid-March pay period. (D) denotes figures withheld to avoid disclosing data for individual companies; the data are included in broader industry totals. For explanation of terms, abbreviations, and data reliability/comparability, see introductory text]

NAICS code	Major group	Total	Employment-size class								
			1 to 4	5 to 9	10 to 19	20 to 49	50 to 99	100 to 249	250 to 499	500 to 999	1,000 or more
<b>31-33</b>	<b>MANUFACTURING—Con.</b>										
323	Printing & related support activities										
	Number of employees .....	497	(D)	(D)	(D)	(D)	—	(D)	—	—	—
	Payroll, annual (\$1,000).....	11 021	(D)	(D)	(D)	(D)	—	(D)	—	—	—
324	Petroleum & coal products mfg										
	Number of employees .....	996	(D)	25	(D)	(D)	(D)	(D)	(D)	—	—
	Payroll, annual (\$1,000).....	57 365	(D)	922	(D)	(D)	(D)	(D)	(D)	—	—
325	Chemical mfg										
	Number of employees .....	1 083	(D)	(D)	(D)	(D)	—	—	921	—	—
	Payroll, annual (\$1,000).....	62 014	(D)	(D)	(D)	(D)	—	—	55 747	—	—
326	Plastics & rubber products mfg										
	Number of employees .....	425	(D)	(D)	—	(D)	—	(D)	—	—	—
	Payroll, annual (\$1,000).....	10 763	(D)	(D)	—	(D)	—	(D)	—	—	—
327	Nonmetallic mineral product mfg										
	Number of employees .....	872	(D)	(D)	164	(D)	313	(D)	—	—	—
	Payroll, annual (\$1,000).....	33 214	(D)	(D)	5 824	(D)	10 797	(D)	—	—	—
331	Primary metal mfg										
	Number of employees .....	(C)	(D)	—	(D)	(D)	(D)	—	—	—	—
	Payroll, annual (\$1,000).....	(D)	(D)	—	(D)	(D)	(D)	—	—	—	—
332	Fabricated metal product mfg										
	Number of employees .....	1 004	(D)	(D)	249	255	337	—	—	—	—
	Payroll, annual (\$1,000).....	29 760	(D)	(D)	6 259	9 253	10 946	—	—	—	—
333	Machinery mfg										
	Number of employees .....	(F)	28	51	(D)	(D)	(D)	(D)	—	—	—
	Payroll, annual (\$1,000).....	(D)	1 544	1 182	(D)	(D)	(D)	(D)	—	—	—
334	Computer & electronic product mfg										
	Number of employees .....	(E)	(D)	(D)	—	(D)	(D)	(D)	—	—	—
	Payroll, annual (\$1,000).....	(D)	(D)	(D)	—	(D)	(D)	(D)	—	—	—
335	Electrical equip, appliance & component mfg										
	Number of employees .....	(B)	(D)	(D)	—	(D)	—	—	—	—	—
	Payroll, annual (\$1,000).....	(D)	(D)	(D)	—	(D)	—	—	—	—	—
336	Transportation equipment mfg										
	Number of employees .....	(F)	(D)	(D)	(D)	(D)	(D)	(D)	—	—	—
	Payroll, annual (\$1,000).....	(D)	(D)	(D)	(D)	(D)	(D)	(D)	—	—	—
337	Furniture & related product mfg										
	Number of employees .....	295	(D)	(D)	(D)	—	(D)	—	—	—	—
	Payroll, annual (\$1,000).....	5 625	(D)	(D)	(D)	—	(D)	—	—	—	—
339	Miscellaneous mfg										
	Number of employees .....	477	(D)	(D)	(D)	(D)	(D)	(D)	—	—	—
	Payroll, annual (\$1,000).....	11 370	(D)	(D)	(D)	(D)	(D)	(D)	—	—	—
<b>42</b>	<b>WHOLESALE TRADE</b>										
	Number of employees .....	<b>6 801</b>	<b>808</b>	<b>(D)</b>	<b>1 745</b>	<b>1 794</b>	<b>(D)</b>	<b>(D)</b>	—	—	—
	Payroll, annual (\$1,000).....	<b>260 445</b>	<b>29 886</b>	<b>(D)</b>	<b>58 914</b>	<b>73 856</b>	<b>(D)</b>	<b>(D)</b>	—	—	—
421	Wholesale trade, durable goods										
	Number of employees .....	4 173	494	881	932	953	(D)	(D)	—	—	—
	Payroll, annual (\$1,000).....	167 048	19 446	29 125	32 162	41 693	(D)	(D)	—	—	—
422	Wholesale trade, nondurable goods										
	Number of employees .....	2 628	314	(D)	813	841	(D)	(D)	—	—	—
	Payroll, annual (\$1,000).....	93 397	10 440	(D)	26 752	32 163	(D)	(D)	—	—	—
<b>44-45</b>	<b>RETAIL TRADE</b>										
	Number of employees .....	<b>29 408</b>	<b>(D)</b>	<b>5 466</b>	<b>4 829</b>	<b>6 036</b>	<b>4 384</b>	<b>3 468</b>	<b>(D)</b>	—	—
	Payroll, annual (\$1,000).....	<b>542 585</b>	<b>(D)</b>	<b>94 189</b>	<b>87 267</b>	<b>112 584</b>	<b>87 263</b>	<b>63 510</b>	<b>(D)</b>	—	—
441	Motor vehicle & parts dealers										
	Number of employees .....	4 067	282	772	723	(D)	(D)	(D)	—	—	—
	Payroll, annual (\$1,000).....	117 403	8 903	17 716	17 622	(D)	(D)	(D)	—	—	—
442	Furniture & home furnishing stores										
	Number of employees .....	734	(D)	298	(D)	(D)	—	—	—	—	—
	Payroll, annual (\$1,000).....	15 135	(D)	6 576	(D)	(D)	—	—	—	—	—
443	Electronics & appliance stores										
	Number of employees .....	615	132	252	94	137	—	—	—	—	—
	Payroll, annual (\$1,000).....	12 187	2 556	5 448	1 906	2 277	—	—	—	—	—
444	Bldg material & garden equip & supp dealers										
	Number of employees .....	2 624	(D)	613	807	(D)	(D)	(D)	—	—	—
	Payroll, annual (\$1,000).....	64 584	(D)	14 469	19 994	(D)	(D)	(D)	—	—	—
445	Food & beverage stores										
	Number of employees .....	5 744	211	449	587	1 323	1 686	1 488	—	—	—
	Payroll, annual (\$1,000).....	89 845	3 379	4 750	9 243	18 495	28 124	25 854	—	—	—
446	Health & personal care stores										
	Number of employees .....	863	112	248	308	195	—	—	—	—	—
	Payroll, annual (\$1,000).....	15 368	2 677	4 164	4 697	3 830	—	—	—	—	—
447	Gasoline stations										
	Number of employees .....	3 775	(D)	1 109	930	766	(D)	(D)	—	—	—
	Payroll, annual (\$1,000).....	53 800	(D)	14 902	11 181	11 463	(D)	(D)	—	—	—
448	Clothing & clothing accessories stores										
	Number of employees .....	1 650	304	606	287	273	180	—	—	—	—
	Payroll, annual (\$1,000).....	23 608	5 204	8 212	3 515	3 373	3 304	—	—	—	—

See footnotes at end of table.

**Table 3. The State—Employees and Annual Payroll by Employment-Size Class: 2001—Con.**

[Excludes most government employees, railroad employees, and self-employed persons. Size class 1 to 4 includes establishments with payroll, but no employees, during mid-March pay period. (D) denotes figures withheld to avoid disclosing data for individual companies; the data are included in broader industry totals. For explanation of terms, abbreviations, and data reliability/comparability, see introductory text]

NAICS code	Major group	Total	Employment-size class								
			1 to 4	5 to 9	10 to 19	20 to 49	50 to 99	100 to 249	250 to 499	500 to 999	1,000 or more
<b>44-45</b>	<b>RETAIL TRADE—Con.</b>										
451	Sporting goods, hobby, book & music stores										
	Number of employees .....	1 292	(D)	(D)	(D)	463	—	—	—	—	—
	Payroll, annual (\$1,000).....	16 978	(D)	(D)	(D)	6 782	—	—	—	—	—
452	General merchandise stores										
	Number of employees .....	5 129	26	(D)	116	(D)	(D)	(D)	(D)	—	—
	Payroll, annual (\$1,000).....	79 710	451	(D)	923	(D)	(D)	(D)	(D)	—	—
453	Miscellaneous store retailers										
	Number of employees .....	1 595	400	548	388	259	—	—	—	—	—
	Payroll, annual (\$1,000).....	24 948	7 344	8 716	6 080	2 808	—	—	—	—	—
454	Nonstore retailers										
	Number of employees .....	1 320	(D)	(D)	174	(D)	(D)	(D)	(D)	—	—
	Payroll, annual (\$1,000).....	29 019	(D)	(D)	4 998	(D)	(D)	(D)	(D)	—	—
<b>48-49</b>	<b>TRANSPORTATION &amp; WAREHOUSING</b>										
	<b>Number of employees .....</b>	<b>5 656</b>	<b>675</b>	<b>760</b>	<b>1 011</b>	<b>1 260</b>	<b>781</b>	<b>(D)</b>	<b>(D)</b>	—	—
	<b>Payroll, annual (\$1,000).....</b>	<b>189 606</b>	<b>19 837</b>	<b>21 020</b>	<b>34 891</b>	<b>39 473</b>	<b>28 978</b>	<b>(D)</b>	<b>(D)</b>	—	—
481	Air transportation										
	Number of employees .....	(F)	(D)	(D)	(D)	(D)	—	(D)	—	—	—
	Payroll, annual (\$1,000).....	(D)	(D)	(D)	(D)	(D)	—	(D)	—	—	—
483	Water transportation										
	Number of employees .....	(A)	(D)	—	—	—	—	—	—	—	—
	Payroll, annual (\$1,000).....	(D)	(D)	—	—	—	—	—	—	—	—
484	Truck transportation										
	Number of employees .....	3 269	496	540	559	(D)	(D)	(D)	—	—	—
	Payroll, annual (\$1,000).....	103 359	13 332	16 012	17 066	(D)	(D)	(D)	—	—	—
485	Transit & ground passenger transportation										
	Number of employees .....	(E)	(D)	(D)	—	(D)	—	(D)	—	—	—
	Payroll, annual (\$1,000).....	(D)	(D)	(D)	—	(D)	—	(D)	—	—	—
486	Pipeline transportation										
	Number of employees .....	767	(D)	(D)	(D)	(D)	(D)	—	(D)	—	—
	Payroll, annual (\$1,000).....	43 835	(D)	(D)	(D)	(D)	(D)	—	(D)	—	—
487	Scenic & sightseeing transportation										
	Number of employees .....	(A)	(D)	(D)	—	—	—	—	—	—	—
	Payroll, annual (\$1,000).....	(D)	(D)	(D)	—	—	—	—	—	—	—
488	Transportation support activities										
	Number of employees .....	(E)	(D)	(D)	(D)	(D)	(D)	—	—	—	—
	Payroll, annual (\$1,000).....	(D)	(D)	(D)	(D)	(D)	(D)	—	—	—	—
492	Couriers & messengers										
	Number of employees .....	(C)	(D)	(D)	(D)	(D)	—	—	—	—	—
	Payroll, annual (\$1,000).....	(D)	(D)	(D)	(D)	(D)	—	—	—	—	—
493	Warehousing & storage										
	Number of employees .....	(B)	(D)	(D)	—	—	—	—	—	—	—
	Payroll, annual (\$1,000).....	(D)	(D)	(D)	—	—	—	—	—	—	—
<b>51</b>	<b>INFORMATION</b>										
	<b>Number of employees .....</b>	<b>3 866</b>	<b>(D)</b>	<b>(D)</b>	<b>769</b>	<b>1 111</b>	<b>(D)</b>	<b>(D)</b>	—	—	—
	<b>Payroll, annual (\$1,000).....</b>	<b>114 967</b>	<b>(D)</b>	<b>(D)</b>	<b>21 291</b>	<b>27 115</b>	<b>(D)</b>	<b>(D)</b>	—	—	—
511	Publishing industries										
	Number of employees .....	(G)	(D)	(D)	(D)	(D)	(D)	(D)	—	—	—
	Payroll, annual (\$1,000).....	(D)	(D)	(D)	(D)	(D)	(D)	(D)	—	—	—
512	Motion picture & sound recording industries										
	Number of employees .....	(E)	(D)	(D)	(D)	(D)	—	—	—	—	—
	Payroll, annual (\$1,000).....	(D)	(D)	(D)	(D)	(D)	—	—	—	—	—
513	Broadcasting & telecommunications										
	Number of employees .....	(G)	(D)	(D)	(D)	(D)	(D)	(D)	—	—	—
	Payroll, annual (\$1,000).....	(D)	(D)	(D)	(D)	(D)	(D)	(D)	—	—	—
514	Information & data processing services										
	Number of employees .....	(C)	(D)	(D)	—	(D)	—	—	—	—	—
	Payroll, annual (\$1,000).....	(D)	(D)	(D)	—	(D)	—	—	—	—	—
<b>52</b>	<b>FINANCE &amp; INSURANCE</b>										
	<b>Number of employees .....</b>	<b>6 918</b>	<b>930</b>	<b>1 077</b>	<b>1 089</b>	<b>1 782</b>	<b>628</b>	<b>(D)</b>	<b>(D)</b>	—	—
	<b>Payroll, annual (\$1,000).....</b>	<b>225 313</b>	<b>27 340</b>	<b>35 159</b>	<b>34 844</b>	<b>63 625</b>	<b>20 389</b>	<b>(D)</b>	<b>(D)</b>	—	—
522	Credit intermediation & related activities										
	Number of employees .....	3 733	(D)	(D)	(D)	1 374	(D)	(D)	—	—	—
	Payroll, annual (\$1,000).....	115 634	(D)	(D)	(D)	42 675	(D)	(D)	—	—	—
523	Security, commodity contracts & like activity										
	Number of employees .....	847	(D)	(D)	(D)	(D)	(D)	(D)	—	—	—
	Payroll, annual (\$1,000).....	34 461	(D)	(D)	(D)	(D)	(D)	(D)	—	—	—
524	Insurance carriers & related activities										
	Number of employees .....	2 338	(D)	348	(D)	(D)	—	(D)	(D)	—	—
	Payroll, annual (\$1,000).....	75 218	(D)	10 721	(D)	(D)	—	(D)	(D)	—	—

See footnotes at end of table.

**Table 3. The State—Employees and Annual Payroll by Employment-Size Class: 2001—Con.**

[Excludes most government employees, railroad employees, and self-employed persons. Size class 1 to 4 includes establishments with payroll, but no employees, during mid-March pay period. (D) denotes figures withheld to avoid disclosing data for individual companies; the data are included in broader industry totals. For explanation of terms, abbreviations, and data reliability/comparability, see introductory text]

NAICS code	Major group	Total	Employment-size class								
			1 to 4	5 to 9	10 to 19	20 to 49	50 to 99	100 to 249	250 to 499	500 to 999	1,000 or more
<b>53</b>	<b>REAL ESTATE &amp; RENTAL &amp; LEASING</b>										
	Number of employees .....	2 905	(D)	(D)	500	(D)	(D)	-	-	-	-
	Payroll, annual (\$1,000) .....	64 673	(D)	(D)	9 978	(D)	(D)	-	-	-	-
531	Real estate										
	Number of employees .....	(G)	(D)	(D)	(D)	(D)	(D)	-	-	-	-
	Payroll, annual (\$1,000) .....	(D)	(D)	(D)	(D)	(D)	(D)	-	-	-	-
532	Rental & leasing services										
	Number of employees .....	(G)	(D)	(D)	(D)	(D)	(D)	-	-	-	-
	Payroll, annual (\$1,000) .....	(D)	(D)	(D)	(D)	(D)	(D)	-	-	-	-
533	Lessors of other nonfinancial intangible asset										
	Number of employees .....	(A)	(D)	-	-	-	-	-	-	-	-
	Payroll, annual (\$1,000) .....	(D)	(D)	-	-	-	-	-	-	-	-
<b>54</b>	<b>PROFESSIONAL, SCIENTIFIC &amp; TECHNICAL SERVICES</b>										
	Number of employees .....	6 577	1 789	1 688	1 501	1 069	530	-	-	-	-
	Payroll, annual (\$1,000) .....	208 520	57 047	46 819	49 074	37 053	18 527	-	-	-	-
541	Professional, scientific & technical services										
	Number of employees .....	6 577	1 789	1 688	1 501	1 069	530	-	-	-	-
	Payroll, annual (\$1,000) .....	208 520	57 047	46 819	49 074	37 053	18 527	-	-	-	-
<b>55</b>	<b>MANAGEMENT OF COMPANIES &amp; ENTERPRISES</b>										
	Number of employees .....	1 147	72	(D)	127	253	209	(D)	(D)	-	-
	Payroll, annual (\$1,000) .....	65 002	5 936	(D)	5 546	10 861	11 546	(D)	(D)	-	-
551	Management of companies & enterprises										
	Number of employees .....	1 147	72	(D)	127	253	209	(D)	(D)	-	-
	Payroll, annual (\$1,000) .....	65 002	5 936	(D)	5 546	10 861	11 546	(D)	(D)	-	-
<b>56</b>	<b>ADMIN. SUPPORT, WASTE MGT, REMEDIATION SERVICES</b>										
	Number of employees .....	6 295	(D)	(D)	988	1 061	1 064	(D)	(D)	-	-
	Payroll, annual (\$1,000) .....	108 997	(D)	(D)	18 013	17 599	20 817	(D)	(D)	-	-
561	Administrative & support services										
	Number of employees .....	5 962	(D)	(D)	882	(D)	1 064	(D)	(D)	-	-
	Payroll, annual (\$1,000) .....	100 589	(D)	(D)	14 624	(D)	20 817	(D)	(D)	-	-
562	Waste management & remediation services										
	Number of employees .....	333	(D)	(D)	106	(D)	-	-	-	-	-
	Payroll, annual (\$1,000) .....	8 408	(D)	(D)	3 389	(D)	-	-	-	-	-
<b>61</b>	<b>EDUCATIONAL SERVICES</b>										
	Number of employees .....	1 488	(D)	(D)	(D)	387	(D)	(D)	(D)	-	-
	Payroll, annual (\$1,000) .....	28 973	(D)	(D)	(D)	7 936	(D)	(D)	(D)	-	-
611	Educational services										
	Number of employees .....	1 488	(D)	(D)	(D)	387	(D)	(D)	(D)	-	-
	Payroll, annual (\$1,000) .....	28 973	(D)	(D)	(D)	7 936	(D)	(D)	(D)	-	-
<b>62</b>	<b>HEALTH CARE AND SOCIAL ASSISTANCE</b>										
	Number of employees .....	25 615	(D)	2 408	2 550	3 099	2 291	6 020	3 979	(D)	(D)
	Payroll, annual (\$1,000) .....	701 148	(D)	66 752	71 127	74 124	55 410	138 100	118 808	(D)	(D)
621	Ambulatory health care services										
	Number of employees .....	6 639	(D)	(D)	1 439	1 210	787	(D)	-	-	-
	Payroll, annual (\$1,000) .....	250 584	(D)	(D)	55 239	46 361	32 953	(D)	-	-	-
622	Hospitals										
	Number of employees .....	(I)	(D)	-	-	-	-	(D)	3 092	(D)	(D)
	Payroll, annual (\$1,000) .....	(D)	(D)	-	-	-	-	(D)	103 344	(D)	(D)
623	Nursing & residential care facilities										
	Number of employees .....	3 871	(D)	194	156	402	(D)	1 851	(D)	-	-
	Payroll, annual (\$1,000) .....	71 052	(D)	2 743	2 025	6 302	(D)	38 667	(D)	-	-
624	Social assistance										
	Number of employees .....	(I)	(D)	(D)	955	1 487	(D)	(D)	(D)	-	-
	Payroll, annual (\$1,000) .....	(D)	(D)	(D)	13 863	21 461	(D)	(D)	(D)	-	-

See footnotes at end of table.

**Table 3. The State—Employees and Annual Payroll by Employment-Size Class: 2001—Con.**

[Excludes most government employees, railroad employees, and self-employed persons. Size class 1 to 4 includes establishments with payroll, but no employees, during mid-March pay period. (D) denotes figures withheld to avoid disclosing data for individual companies; the data are included in broader industry totals. For explanation of terms, abbreviations, and data reliability/comparability, see introductory text]

NAICS code	Major group	Total	Employment-size class									
			1 to 4	5 to 9	10 to 19	20 to 49	50 to 99	100 to 249	250 to 499	500 to 999	1,000 or more	
<b>71</b>	<b>ARTS, ENTERTAINMENT &amp; RECREATION</b>											
	Number of employees .....	(H) 297	(D)	(D)	(D)	(D)	(D)	(D)	(D)	—	—	(D)
	Payroll, annual (\$1,000) .....	(D) 9 348	(D)	(D)	(D)	(D)	(D)	(D)	(D)	—	—	(D)
711	Performing arts, spectator sports & related industries											
	Number of employees .....	(C) (D)	(D)	(D)	(D)	(D)	(D)	—	—	—	—	—
	Payroll, annual (\$1,000) .....	(D) (D)	(D)	(D)	(D)	(D)	(D)	—	—	—	—	—
712	Museums, historical sites & like institutions											
	Number of employees .....	295	(D)	(D)	(D)	(D)	—	(D)	—	—	—	—
	Payroll, annual (\$1,000) .....	6 632	(D)	(D)	(D)	(D)	—	(D)	—	—	—	—
713	Amusement, gambling & recreation industries											
	Number of employees .....	(H) (D)	(D)	(D)	(D)	(D)	(D)	(D)	—	—	(D)	(D)
	Payroll, annual (\$1,000) .....	(D) (D)	(D)	(D)	(D)	(D)	(D)	(D)	—	—	(D)	(D)
<b>72</b>	<b>ACCOMMODATION &amp; FOOD SERVICES</b>											
	Number of employees .....	24 517	992	1 938	4 743	9 464	4 204	2 231	945	—	—	—
	Payroll, annual (\$1,000) .....	282 198	21 697	19 493	47 638	97 966	49 373	31 558	14 473	—	—	—
721	Accommodation											
	Number of employees .....	7 294	367	497	984	1 704	1 354	1 443	945	—	—	—
	Payroll, annual (\$1,000) .....	112 010	9 796	8 272	15 137	23 116	18 361	22 855	14 473	—	—	—
722	Food services & drinking places											
	Number of employees .....	17 223	625	1 441	3 759	7 760	2 850	788	—	—	—	—
	Payroll, annual (\$1,000) .....	170 188	11 901	11 221	32 501	74 850	31 012	8 703	—	—	—	—
<b>81</b>	<b>OTHER SERVICES (EXCEPT PUBLIC ADMINISTRATION)</b>											
	Number of employees .....	8 406	2 199	2 309	1 999	1 157	(D)	(D)	—	—	—	—
	Payroll, annual (\$1,000) .....	159 216	39 905	38 298	37 549	26 692	(D)	(D)	—	—	—	—
811	Repair & maintenance											
	Number of employees .....	3 146	827	840	786	(D)	(D)	(D)	—	—	—	—
	Payroll, annual (\$1,000) .....	83 356	18 386	19 235	21 186	(D)	(D)	(D)	—	—	—	—
812	Personal & laundry services											
	Number of employees .....	1 698	394	524	(D)	(D)	(D)	—	—	—	—	—
	Payroll, annual (\$1,000) .....	25 582	5 820	6 643	(D)	(D)	(D)	—	—	—	—	—
813	Religious, grantmaking, civic, prof & like organizations											
	Number of employees .....	3 562	978	945	(D)	(D)	(D)	(D)	—	—	—	—
	Payroll, annual (\$1,000) .....	50 278	15 699	12 420	(D)	(D)	(D)	(D)	—	—	—	—
<b>95</b>	<b>AUXILIARIES (EXC CORPORATE, SUBSIDIARY &amp; REGIONAL MGT)</b>											
	Number of employees .....	799	43	(D)	(D)	(D)	(D)	—	(D)	—	—	—
	Payroll, annual (\$1,000) .....	29 925	1 804	(D)	(D)	(D)	(D)	—	(D)	—	—	—
<b>99</b>	<b>UNCLASSIFIED ESTABLISHMENTS</b>											
	Number of employees .....	(E) (D)	(D)	(D)	(D)	—	—	—	—	—	—	—
	Payroll, annual (\$1,000) .....	(D) (D)	(D)	(D)	(D)	—	—	—	—	—	—	—

Note: Employment-size classes are indicated as follows: A—0 to 19; B—20 to 99; C—100 to 249; E—250 to 499; F—500 to 999; G—1,000 to 2,499; H—2,500 to 4,999; I—5,000 to 9,999; J—10,000 to 24,999; K—25,000 to 49,999; L—50,000 to 99,999; M—100,000 or more.

**Table 4. The State—Establishments With 1,000 Employees or More by Major Group and Employment-Size Class: 2001**

[Excludes most government employees, railroad employees, and self-employed persons. For explanation of terms, abbreviations, and data reliability/comparability, see introductory text]

NAICS code	Major group	Total number of establishments	Number of establishments by employment-size class			
			1,000 to 1,499	1,500 to 2,499	2,500 to 4,999	5,000 or more
	<b>Total</b> .....	<b>4</b>	<b>4</b>	—	—	—
<b>21</b>	<b>Mining</b> .....	<b>1</b>	<b>1</b>	—	—	—
212	Mining (except oil & gas) .....	1	1	—	—	—
<b>62</b>	<b>Health care and social assistance</b> .....	<b>2</b>	<b>2</b>	—	—	—
622	Hospitals .....	2	2	—	—	—
<b>71</b>	<b>Arts, entertainment &amp; recreation</b> .....	<b>1</b>	<b>1</b>	—	—	—
713	Amusement, gambling & recreation industries .....	1	1	—	—	—

**Table 5. The State—Employees, Payroll, and Establishments by County: 2001 and 2000**

[Excludes most government employees, railroad employees, and self-employed persons. (D) denotes figures withheld to avoid disclosing data for individual companies; the data are included in broader industry totals. For explanation of terms, abbreviations, and data reliability/comparability, see introductory text]

County	2001				2000			
	Number of establishments	Number of employees for week including March 12	Payroll (\$1,000)		Number of establishments	Number of employees for week including March 12	Payroll (\$1,000)	
			First quarter	Annual			First quarter	Annual
<b>Total</b> .....	<b>18 453</b>	<b>178 299</b>	<b>1 137 760</b>	<b>4 917 721</b>	<b>18 120</b>	<b>174 614</b>	<b>1 070 852</b>	<b>4 540 493</b>
Albany .....	1 048	10 038	48 341	210 261	1 016	9 571	45 177	192 212
Big Horn .....	290	2 574	16 552	71 273	297	2 630	15 188	70 376
Campbell .....	1 246	15 886	136 206	599 614	1 185	15 112	124 547	511 233
Carbon .....	572	4 513	26 538	112 250	563	4 983	29 884	122 977
Converse .....	384	2 780	18 203	76 093	374	2 665	16 745	72 435
Crook .....	195	1 295	8 020	33 795	183	1 355	7 452	33 627
Fremont .....	1 298	10 394	53 517	230 053	1 295	10 182	49 464	217 086
Goshen .....	373	2 835	12 743	54 618	383	2 992	11 991	55 501
Hot Springs .....	205	1 510	7 502	30 093	203	1 520	6 557	27 541
Johnson .....	341	1 714	7 285	35 527	328	1 659	7 301	33 029
Laramie .....	2 350	27 505	161 250	683 239	2 288	26 901	149 553	638 840
Lincoln .....	511	3 947	28 439	124 391	479	3 921	25 904	107 158
Natrona .....	2 644	27 774	178 727	787 578	2 625	27 557	168 445	708 948
Niobrara .....	94	461	1 823	7 614	93	502	1 875	7 674
Park .....	1 162	9 002	45 879	205 404	1 169	9 043	50 104	221 817
Platte .....	285	2 132	12 674	53 241	289	2 158	12 495	50 605
Sheridan .....	1 110	8 959	47 499	210 773	1 086	8 595	42 935	189 488
Sublette .....	337	1 440	7 566	37 995	325	1 325	6 786	30 148
Sweetwater .....	1 107	14 006	117 920	490 663	1 080	14 018	119 234	480 615
Teton .....	1 675	15 045	94 297	402 598	1 672	14 377	84 828	383 927
Uinta .....	558	6 374	43 329	177 711	553	6 045	38 376	155 137
Washakie .....	370	3 214	16 944	72 496	380	3 170	15 803	69 203
Weston .....	221	1 483	8 319	35 366	208	1 560	8 498	34 245
<b>Statewide</b> .....	<b>77</b>	<b>3 418</b>	<b>38 187</b>	<b>175 075</b>	<b>66</b>	<b>2 773</b>	<b>31 710</b>	<b>126 671</b>

Note: Employment-size classes are indicated as follows: A—0 to 19; B—20 to 99; C—100 to 249; E—250 to 499; F—500 to 999; G—1,000 to 2,499; H—2,500 to 4,999; I—5,000 to 9,999; J—10,000 to 24,999; K—25,000 to 49,999; L—50,000 to 99,999; M—100,000 or more.

**Table 6. Counties—Employees, Payroll, and Establishments by Industry: 2001**

[Excludes most government employees, railroad employees, and self-employed persons. Size class 1 to 4 includes establishments with payroll, but no employees, during mid-March pay period. (D) denotes figures withheld to avoid disclosing data for individual companies; the data are included in broader industry totals. Detailed industries with 100 or more employees are shown if industry was not a (D). For explanation of terms, abbreviations, and data reliability/comparability, see introductory text]

NAICS code	Industry	Number of employees for week including March 12	Payroll (\$1,000)		Total number of establishments	Number of establishments by employment-size class								
			First quarter	Annual		1 to 4	5 to 9	10 to 19	20 to 49	50 to 99	100 to 249	250 to 499	500 to 999	1,000 or more
<b>ALBANY</b>														
	<b>Total</b> .....	<b>10 038</b>	<b>48 341</b>	<b>210 261</b>	<b>1 048</b>	<b>604</b>	<b>219</b>	<b>115</b>	<b>74</b>	<b>24</b>	<b>8</b>	<b>4</b>	—	—
<b>11</b>	<b>Forestry, fishing, hunting, and agriculture support</b> .....	(B)	(D)	(D)	3	2	—	1	—	—	—	—	—	—
<b>21</b>	<b>Mining</b> .....	(B)	(D)	(D)	7	6	1	—	—	—	—	—	—	—
<b>22</b>	<b>Utilities</b> .....	(B)	(D)	(D)	8	3	3	2	—	—	—	—	—	—
<b>23</b>	<b>Construction</b> .....	<b>740</b>	<b>4 614</b>	<b>21 930</b>	<b>119</b>	<b>74</b>	<b>23</b>	<b>14</b>	<b>6</b>	<b>2</b>	—	—	—	—
233	Building, developing & general contracting .....	311	2 067	9 483	36	19	8	4	3	2	—	—	—	—
2332	Residential building construction .....	(C)	(D)	(D)	26	15	6	3	2	—	—	—	—	—
23321	Single-family housing construction .....	115	609	3 030	24	14	6	3	1	—	—	—	—	—
233210	Single-family housing construction .....	115	609	3 030	24	14	6	3	1	—	—	—	—	—
2333	Nonresidential building construction .....	(C)	(D)	(D)	8	3	1	1	1	2	—	—	—	—
23332	Commercial & institutional bldg construction ..	154	1 262	5 481	7	2	1	1	1	2	—	—	—	—
233320	Commercial & institutional bldg construction ..	154	1 262	5 481	7	2	1	1	1	2	—	—	—	—
235	Special trade contractors .....	392	2 363	11 168	76	51	13	9	3	—	—	—	—	—
2351	Plumbing, heating & AC contractor .....	110	744	3 234	15	5	6	3	1	—	—	—	—	—
23511	Plumbing, heating & AC contractor .....	110	744	3 234	15	5	6	3	1	—	—	—	—	—
235110	Plumbing, heating & AC contractor .....	110	744	3 234	15	5	6	3	1	—	—	—	—	—
<b>31-33</b>	<b>Manufacturing</b> .....	<b>562</b>	<b>4 029</b>	<b>17 448</b>	<b>31</b>	<b>14</b>	<b>8</b>	<b>3</b>	<b>1</b>	<b>3</b>	<b>2</b>	—	—	—
321	Wood product mfg .....	198	1 086	4 833	6	3	—	1	—	1	1	—	—	—
3219	Other wood product mfg .....	(C)	(D)	(D)	3	2	—	—	—	—	1	—	—	—
32191	Millwork .....	(C)	(D)	(D)	1	—	—	—	—	—	1	—	—	—
327	Nonmetallic mineral product mfg .....	(C)	(D)	(D)	1	—	—	—	—	—	1	—	—	—
3273	Cement & concrete product mfg .....	(C)	(D)	(D)	1	—	—	—	—	—	1	—	—	—
32731	Cement mfg .....	(C)	(D)	(D)	1	—	—	—	—	—	1	—	—	—
<b>42</b>	<b>Wholesale trade</b> .....	<b>149</b>	<b>805</b>	<b>3 678</b>	<b>26</b>	<b>16</b>	<b>6</b>	<b>3</b>	<b>1</b>	—	—	—	—	—
<b>44-45</b>	<b>Retail trade</b> .....	<b>1 959</b>	<b>7 427</b>	<b>31 729</b>	<b>176</b>	<b>83</b>	<b>54</b>	<b>19</b>	<b>12</b>	<b>6</b>	<b>1</b>	<b>1</b>	—	—
441	Motor vehicle & parts dealers .....	253	1 478	7 136	24	9	6	3	6	—	—	—	—	—
4411	Automobile dealers .....	(C)	(D)	(D)	9	4	—	—	5	—	—	—	—	—
44111	New car dealers .....	140	968	5 027	7	2	—	—	5	—	—	—	—	—
441110	New car dealers .....	140	968	5 027	7	2	—	—	5	—	—	—	—	—
444	Bldg material & garden equip & supp dealers .....	140	622	2 826	16	6	4	5	1	—	—	—	—	—
4441	Building material & supplies dealers .....	111	558	2 522	12	4	3	4	1	—	—	—	—	—
445	Food & beverage stores .....	461	1 417	5 756	21	6	6	4	1	3	1	—	—	—
4451	Grocery stores .....	354	1 242	4 938	9	3	—	2	—	3	1	—	—	—
44511	Grocery (except convenience) stores .....	319	1 157	4 563	6	2	—	—	—	3	1	—	—	—
445110	Grocery (except convenience) stores .....	319	1 157	4 563	6	2	—	—	—	3	1	—	—	—
447	Gasoline stations .....	201	827	3 182	18	6	10	—	—	2	—	—	—	—
4471	Gasoline stations .....	201	827	3 182	18	6	10	—	—	2	—	—	—	—
44719	Other gasoline stations .....	154	664	2 468	8	2	4	—	—	—	—	—	—	—
447190	Other gasoline stations .....	154	664	2 468	8	2	4	—	—	—	—	—	—	—
452	General merchandise stores .....	(E)	(D)	(D)	5	1	1	1	—	1	—	1	—	—
4521	Department stores .....	(E)	(D)	(D)	2	—	—	—	—	1	—	1	—	—
45211	Department stores .....	(E)	(D)	(D)	2	—	—	—	—	1	—	1	—	—
<b>48-49</b>	<b>Transportation &amp; warehousing</b> .....	<b>85</b>	<b>674</b>	<b>2 577</b>	<b>21</b>	<b>16</b>	<b>2</b>	<b>2</b>	<b>1</b>	—	—	—	—	—
<b>51</b>	<b>Information</b> .....	<b>151</b>	<b>865</b>	<b>3 203</b>	<b>16</b>	<b>7</b>	<b>4</b>	<b>4</b>	—	<b>1</b>	—	—	—	—
<b>52</b>	<b>Finance &amp; insurance</b> .....	<b>396</b>	<b>3 253</b>	<b>12 647</b>	<b>50</b>	<b>32</b>	<b>8</b>	<b>4</b>	<b>5</b>	—	<b>1</b>	—	—	—
522	Credit intermediation & related activities .....	217	1 717	6 804	19	7	3	4	5	—	—	—	—	—
5221	Depository credit intermediation .....	(C)	(D)	(D)	12	1	3	4	4	—	—	—	—	—
52211	Commercial banking .....	135	1 114	4 452	9	1	3	2	3	—	—	—	—	—
522110	Commercial banking .....	135	1 114	4 452	9	1	3	2	3	—	—	—	—	—
524	Insurance carriers & related activities .....	159	1 397	5 364	22	17	4	—	—	—	1	—	—	—
5241	Insurance carriers .....	(C)	(D)	(D)	4	2	1	—	—	—	1	—	—	—
52412	Other direct insurance carriers .....	(C)	(D)	(D)	2	—	1	—	—	—	—	—	—	—
<b>53</b>	<b>Real estate &amp; rental &amp; leasing</b> .....	<b>154</b>	<b>494</b>	<b>2 213</b>	<b>51</b>	<b>42</b>	<b>8</b>	—	<b>1</b>	—	—	—	—	—
531	Real estate .....	130	407	1 775	46	40	5	—	1	—	—	—	—	—
<b>54</b>	<b>Professional, scientific &amp; technical services</b> .....	<b>784</b>	<b>5 048</b>	<b>22 015</b>	<b>127</b>	<b>86</b>	<b>23</b>	<b>8</b>	<b>6</b>	<b>4</b>	—	—	—	—
541	Professional, scientific & technical services .....	784	5 048	22 015	127	86	23	8	6	4	—	—	—	—
5413	Architectural, engineering & related services ...	161	1 120	4 633	22	12	6	2	2	—	—	—	—	—
54133	Engineering services .....	132	989	4 024	16	8	5	1	2	—	—	—	—	—
541330	Engineering services .....	132	989	4 024	16	8	5	1	2	—	—	—	—	—
5416	Management, sci & tech consulting services ....	223	1 973	8 848	34	25	6	—	1	2	—	—	—	—
54162	Environmental consulting services .....	145	1 568	7 064	11	6	3	—	—	2	—	—	—	—
541620	Environmental consulting services .....	145	1 568	7 064	11	6	3	—	—	2	—	—	—	—
5417	Scientific R&D services .....	139	773	3 520	5	2	1	—	—	2	—	—	—	—
<b>55</b>	<b>Management of companies &amp; enterprises</b> ..	<b>(A)</b>	<b>(D)</b>	<b>(D)</b>	<b>1</b>	<b>1</b>	—	—	—	—	—	—	—	—
<b>56</b>	<b>Admin, support, waste mgt, remediation services</b> .....	<b>496</b>	<b>1 454</b>	<b>7 780</b>	<b>44</b>	<b>30</b>	<b>7</b>	<b>6</b>	—	—	—	<b>1</b>	—	—
561	Administrative & support services .....	488	1 403	7 482	39	25	7	6	—	—	—	1	—	—
5614	Business support services .....	351	879	4 583	6	2	1	2	—	—	—	—	—	—
56149	Other business support services .....	(E)	(D)	(D)	1	—	—	—	—	—	—	1	—	—

See footnotes at end of table.

**Table 6. Counties—Employees, Payroll, and Establishments by Industry: 2001—Con.**

[Excludes most government employees, railroad employees, and self-employed persons. Size class 1 to 4 includes establishments with payroll, but no employees, during mid-March pay period. (D) denotes figures withheld to avoid disclosing data for individual companies; the data are included in broader industry totals. Detailed industries with 100 or more employees are shown if industry was not a (D). For explanation of terms, abbreviations, and data reliability/comparability, see introductory text]

NAICS code	Industry	Number of employees for week including March 12	Payroll (\$1,000)		Total number of establishments	Number of establishments by employment-size class								
			First quarter	Annual		1 to 4	5 to 9	10 to 19	20 to 49	50 to 99	100 to 249	250 to 499	500 to 999	1,000 or more
<b>ALBANY—Con.</b>														
<b>61</b>	<b>Educational services</b> .....	(E)	(D)	(D)	11	5	—	4	1	—	—	1	—	—
611	Educational services .....	(E)	(D)	(D)	11	5	—	4	1	—	—	1	—	—
6115	Technical & trade schools .....	(E)	(D)	(D)	2	1	—	—	—	—	—	1	—	—
61151	Technical & trade schools .....	(E)	(D)	(D)	2	1	—	—	—	—	—	1	—	—
<b>62</b>	<b>Health care and social assistance</b> .....	<b>1 685</b>	<b>10 523</b>	<b>44 699</b>	<b>95</b>	<b>52</b>	<b>15</b>	<b>12</b>	<b>9</b>	<b>3</b>	<b>3</b>	<b>1</b>	—	—
621	Ambulatory health care services .....	446	4 018	18 634	63	38	12	8	4	1	—	—	—	—
6211	Offices of physicians .....	191	2 841	12 988	20	11	3	4	1	1	—	—	—	—
621111	Offices of physicians .....	191	2 841	12 988	20	11	3	4	1	1	—	—	—	—
6211111	Offices of physicians (exc mental health) ...	191	2 841	12 988	20	11	3	4	1	1	—	—	—	—
622	Hospitals .....	(E)	(D)	(D)	1	—	—	—	—	—	—	1	—	—
6221	General medical & surgical hospitals .....	(E)	(D)	(D)	1	—	—	—	—	—	—	1	—	—
62211	General medical & surgical hospitals .....	(E)	(D)	(D)	1	—	—	—	—	—	—	1	—	—
623	Nursing & residential care facilities .....	(E)	(D)	(D)	5	1	—	1	1	—	2	—	—	—
6231	Nursing care facilities .....	(C)	(D)	(D)	1	—	—	—	—	—	1	—	—	—
62311	Nursing care facilities .....	(C)	(D)	(D)	1	—	—	—	—	—	1	—	—	—
6239	Other residential care facilities .....	(C)	(D)	(D)	1	—	—	—	—	—	1	—	—	—
62399	Other residential care facilities .....	(C)	(D)	(D)	1	—	—	—	—	—	1	—	—	—
624	Social assistance .....	524	1 666	6 958	26	13	3	3	4	2	1	—	—	—
6241	Individual & family services .....	(C)	(D)	(D)	11	5	2	2	1	1	—	—	—	—
6243	Vocational rehabilitation services .....	(C)	(D)	(D)	1	—	—	—	—	—	1	—	—	—
62431	Vocational rehabilitation services .....	(C)	(D)	(D)	1	—	—	—	—	—	1	—	—	—
6244	Child day care services .....	168	445	1 946	12	7	—	1	3	1	—	—	—	—
62441	Child day care services .....	168	445	1 946	12	7	—	1	3	1	—	—	—	—
624410	Child day care services .....	168	445	1 946	12	7	—	1	3	1	—	—	—	—
<b>71</b>	<b>Arts, entertainment &amp; recreation</b> .....	<b>273</b>	<b>707</b>	<b>3 541</b>	<b>22</b>	<b>10</b>	<b>4</b>	<b>6</b>	<b>1</b>	—	<b>1</b>	—	—	—
713	Amusement, gambling & recreation industries .....	245	556	2 787	15	6	2	5	1	—	1	—	—	—
7139	Other amusement & recreation industries .....	(C)	(D)	(D)	14	5	2	5	1	—	1	—	—	—
71392	Skiing facilities .....	(C)	(D)	(D)	1	—	—	—	—	—	1	—	—	—
<b>72</b>	<b>Accommodation &amp; food services</b> .....	<b>1 439</b>	<b>2 697</b>	<b>12 312</b>	<b>99</b>	<b>35</b>	<b>16</b>	<b>17</b>	<b>27</b>	<b>4</b>	—	—	—	—
721	Accommodation .....	170	360	1 910	34	22	6	5	1	—	—	—	—	—
7211	Traveler accommodation .....	(C)	(D)	(D)	18	9	4	4	1	—	—	—	—	—
72111	Hotels (exc casino hotels) & motels .....	121	224	1 017	16	7	4	4	1	—	—	—	—	—
721110	Hotels (exc casino hotels) & motels .....	121	224	1 017	16	7	4	4	1	—	—	—	—	—
722	Food services & drinking places .....	1 269	2 337	10 402	65	13	10	12	26	4	—	—	—	—
7221	Full-service restaurants .....	602	1 279	5 795	28	5	4	5	12	2	—	—	—	—
72211	Full-service restaurants .....	602	1 279	5 795	28	5	4	5	12	2	—	—	—	—
722110	Full-service restaurants .....	602	1 279	5 795	28	5	4	5	12	2	—	—	—	—
7222	Limited-service eating places .....	591	893	3 980	28	5	3	5	13	2	—	—	—	—
72221	Limited-service eating places .....	591	893	3 980	28	5	3	5	13	2	—	—	—	—
722211	Limited-service restaurants .....	539	822	3 646	23	3	3	3	12	2	—	—	—	—
<b>81</b>	<b>Other services (except public administration)</b> .....	<b>644</b>	<b>2 364</b>	<b>10 198</b>	<b>115</b>	<b>65</b>	<b>36</b>	<b>10</b>	<b>3</b>	<b>1</b>	—	—	—	—
811	Repair & maintenance .....	176	772	3 339	39	26	9	2	2	—	—	—	—	—
8111	Automotive repair & maintenance .....	163	734	3 155	33	21	8	2	2	—	—	—	—	—
812	Personal & laundry services .....	194	685	2 999	27	15	8	3	—	1	—	—	—	—
813	Religious, grantmaking, civic, prof & like organizations .....	274	907	3 860	49	24	19	5	1	—	—	—	—	—
8131	Religious organizations .....	147	422	1 736	25	11	10	4	—	—	—	—	—	—
81311	Religious organizations .....	147	422	1 736	25	11	10	4	—	—	—	—	—	—
813110	Religious organizations .....	147	422	1 736	25	11	10	4	—	—	—	—	—	—
<b>95</b>	<b>Auxiliaries (exc corporate, subsidiary &amp; regional mgt)</b> .....	<b>(A)</b>	<b>(D)</b>	<b>(D)</b>	<b>1</b>	<b>1</b>	—	—	—	—	—	—	—	—
<b>99</b>	<b>Unclassified establishments</b> .....	<b>23</b>	<b>50</b>	<b>276</b>	<b>25</b>	<b>24</b>	<b>1</b>	—	—	—	—	—	—	—
<b>BIG HORN</b>														
	<b>Total</b> .....	<b>2 574</b>	<b>16 552</b>	<b>71 273</b>	<b>290</b>	<b>187</b>	<b>43</b>	<b>35</b>	<b>16</b>	<b>4</b>	<b>5</b>	—	—	—
<b>11</b>	<b>Forestry, fishing, hunting, and agriculture support</b> .....	<b>(B)</b>	<b>(D)</b>	<b>(D)</b>	<b>6</b>	<b>3</b>	—	<b>3</b>	—	—	—	—	—	—
<b>21</b>	<b>Mining</b> .....	<b>476</b>	<b>4 734</b>	<b>17 171</b>	<b>11</b>	<b>2</b>	<b>1</b>	<b>1</b>	<b>4</b>	<b>1</b>	<b>2</b>	—	—	—
212	Mining (except oil & gas) .....	316	3 080	11 329	5	—	—	—	3	1	1	—	—	—
2123	Nonmetallic mineral mining & quarrying .....	316	3 080	11 329	5	—	—	—	3	1	1	—	—	—
21232	Sand, gravel, clay, refractory minerals mining .....	(E)	(D)	(D)	4	—	—	—	2	1	1	—	—	—
213	Mining support activities .....	(C)	(D)	(D)	2	—	—	1	—	—	1	—	—	—
2131	Mining support activities .....	(C)	(D)	(D)	2	—	—	1	—	—	1	—	—	—
21311	Mining support activities .....	(C)	(D)	(D)	2	—	—	1	—	—	1	—	—	—
<b>22</b>	<b>Utilities</b> .....	<b>(B)</b>	<b>(D)</b>	<b>(D)</b>	<b>6</b>	<b>5</b>	—	<b>1</b>	—	—	—	—	—	—
<b>23</b>	<b>Construction</b> .....	<b>184</b>	<b>1 036</b>	<b>6 787</b>	<b>37</b>	<b>28</b>	<b>5</b>	<b>2</b>	<b>2</b>	—	—	—	—	—
234	Heavy construction .....	133	880	5 592	12	5	4	1	2	—	—	—	—	—
<b>31-33</b>	<b>Manufacturing</b> .....	<b>319</b>	<b>2 884</b>	<b>11 250</b>	<b>15</b>	<b>6</b>	<b>2</b>	<b>2</b>	<b>2</b>	<b>3</b>	—	—	—	—
327	Nonmetallic mineral product mfg .....	212	1 869	7 095	4	—	—	—	2	2	—	—	—	—
<b>42</b>	<b>Wholesale trade</b> .....	<b>93</b>	<b>316</b>	<b>1 535</b>	<b>12</b>	<b>6</b>	<b>3</b>	<b>2</b>	<b>1</b>	—	—	—	—	—

See footnotes at end of table.

**Table 6. Counties—Employees, Payroll, and Establishments by Industry: 2001—Con.**

[Excludes most government employees, railroad employees, and self-employed persons. Size class 1 to 4 includes establishments with payroll, but no employees, during mid-March pay period. (D) denotes figures withheld to avoid disclosing data for individual companies; the data are included in broader industry totals. Detailed industries with 100 or more employees are shown if industry was not a (D). For explanation of terms, abbreviations, and data reliability/comparability, see introductory text]

NAICS code	Industry	Number of employees for week including March 12	Payroll (\$1,000)		Total number of establishments	Number of establishments by employment-size class									
			First quarter	Annual		1 to 4	5 to 9	10 to 19	20 to 49	50 to 99	100 to 249	250 to 499	500 to 999	1,000 or more	
<b>BIG HORN—Con.</b>															
44-45	Retail trade .....	317	1 232	5 418	48	27	14	3	4	—	—	—	—	—	
48-49	Transportation & warehousing .....	278	2 150	11 037	15	12	1	—	—	—	2	—	—	—	
481	Air transportation .....	(C)	(D)	(D)	1	—	—	—	—	—	1	—	—	—	
4812	Nonscheduled air transportation .....	(C)	(D)	(D)	1	—	—	—	—	—	1	—	—	—	
48121	Nonscheduled air transportation .....	(C)	(D)	(D)	1	—	—	—	—	—	1	—	—	—	
484	Truck transportation .....	(C)	(D)	(D)	14	12	1	—	—	—	1	—	—	—	
4842	Specialized freight trucking .....	(C)	(D)	(D)	8	7	—	—	—	—	1	—	—	—	
48422	Specialized freight (exc used) trucking, local ..	(C)	(D)	(D)	5	4	—	—	—	—	1	—	—	—	
51	Information .....	(B)	(D)	(D)	10	6	—	3	1	—	—	—	—	—	
52	Finance & insurance .....	90	738	2 908	9	3	3	1	2	—	—	—	—	—	
53	Real estate & rental & leasing .....	20	64	269	12	12	—	—	—	—	—	—	—	—	
54	Professional, scientific & technical services .....	(B)	(D)	(D)	13	11	2	—	—	—	—	—	—	—	
56	Admin, support, waste mgt, remediation services .....	27	80	758	5	3	1	1	—	—	—	—	—	—	
62	Health care and social assistance .....	320	1 597	6 669	17	7	3	6	—	—	1	—	—	—	
622	Hospitals .....	(C)	(D)	(D)	1	—	—	—	—	—	1	—	—	—	
6221	General medical & surgical hospitals .....	(C)	(D)	(D)	1	—	—	—	—	—	1	—	—	—	
62211	General medical & surgical hospitals .....	(C)	(D)	(D)	1	—	—	—	—	—	1	—	—	—	
71	Arts, entertainment & recreation .....	7	12	119	4	4	—	—	—	—	—	—	—	—	
72	Accommodation & food services .....	187	240	1 270	38	22	7	9	—	—	—	—	—	—	
722	Food services & drinking places .....	149	202	1 027	28	15	6	7	—	—	—	—	—	—	
81	Other services (except public administration) .....	53	131	541	23	21	1	1	—	—	—	—	—	—	
99	Unclassified establishments .....	8	29	104	9	9	—	—	—	—	—	—	—	—	
<b>CAMPBELL</b>															
	<b>Total .....</b>	<b>15 886</b>	<b>136 206</b>	<b>599 614</b>	<b>1 246</b>	<b>627</b>	<b>279</b>	<b>181</b>	<b>112</b>	<b>29</b>	<b>12</b>	<b>3</b>	<b>3</b>	<b>—</b>	
11	Forestry, fishing, hunting, and agriculture support .....	(A)	(D)	(D)	3	3	—	—	—	—	—	—	—	—	
21	Mining .....	4 965	64 238	275 348	163	81	25	24	21	1	6	3	2	—	
211	Oil & gas extraction .....	(E)	(D)	(D)	33	17	7	5	4	—	—	—	—	—	
2111	Oil & gas extraction .....	(E)	(D)	(D)	33	17	7	5	4	—	—	—	—	—	
21111	Oil & gas extraction .....	(E)	(D)	(D)	33	17	7	5	4	—	—	—	—	—	
212	Mining (except oil & gas) .....	(H)	(D)	(D)	14	2	—	—	2	—	5	3	2	—	
2121	Coal mining .....	3 564	51 409	213 996	12	1	—	—	1	—	5	3	2	—	
21211	Coal mining .....	3 564	51 409	213 996	12	1	—	—	1	—	5	3	2	—	
212111	Bituminous coal & lignite surface mining ...	3 564	51 409	213 996	12	1	—	—	1	—	5	3	2	—	
213	Mining support activities .....	1 096	9 527	46 453	116	62	18	19	15	1	1	—	—	—	
2131	Mining support activities .....	1 096	9 527	46 453	116	62	18	19	15	1	1	—	—	—	
21311	Mining support activities .....	1 096	9 527	46 453	116	62	18	19	15	1	1	—	—	—	
213111	Drilling oil & gas wells .....	116	1 099	5 419	12	5	3	2	1	—	—	—	—	—	
213112	Oil & gas operations support activities .....	970	8 356	40 196	98	52	14	17	13	1	1	—	—	—	
22	Utilities .....	166	2 582	10 605	7	3	—	1	2	1	—	—	—	—	
221	Utilities .....	166	2 582	10 605	7	3	—	1	2	1	—	—	—	—	
2211	Elec pwr generation, transmn & distribution ...	(C)	(D)	(D)	6	3	—	—	2	1	—	—	—	—	
22111	Electric power generation .....	(C)	(D)	(D)	2	—	—	—	1	1	—	—	—	—	
23	Construction .....	1 317	9 029	48 433	153	86	31	17	14	5	—	—	—	—	
233	Building, developing & general contracting .....	213	990	5 981	28	11	9	7	—	1	—	—	—	—	
2333	Nonresidential building construction .....	129	642	3 962	11	3	3	4	—	1	—	—	—	—	
23332	Commercial & institutional bldg construction ..	129	642	3 962	11	3	3	4	—	1	—	—	—	—	
233320	Commercial & institutional bldg construction ..	129	642	3 962	11	3	3	4	—	1	—	—	—	—	
234	Heavy construction .....	502	3 832	19 225	27	9	3	5	8	2	—	—	—	—	
2341	Highway, street, bridge & tunnel construction ...	(C)	(D)	(D)	3	1	—	—	1	1	—	—	—	—	
23411	Highway & street construction .....	(C)	(D)	(D)	3	1	—	—	1	1	—	—	—	—	
2349	Other heavy construction .....	(E)	(D)	(D)	24	8	3	5	7	1	—	—	—	—	
23491	Water, sewer & pipeline construction .....	253	1 591	7 783	14	4	1	5	3	1	—	—	—	—	
234910	Water, sewer & pipeline construction .....	253	1 591	7 783	14	4	1	5	3	1	—	—	—	—	
23499	All other heavy construction .....	108	917	4 197	7	3	1	—	3	—	—	—	—	—	
234990	All other heavy construction .....	108	917	4 197	7	3	1	—	3	—	—	—	—	—	
235	Special trade contractors .....	602	4 207	23 227	98	66	19	5	6	2	—	—	—	—	
2353	Electrical contractors .....	184	1 615	8 563	22	11	7	1	2	1	—	—	—	—	
23531	Electrical contractors .....	184	1 615	8 563	22	11	7	1	2	1	—	—	—	—	
235310	Electrical contractors .....	184	1 615	8 563	22	11	7	1	2	1	—	—	—	—	
2357	Concrete contractors .....	103	693	4 507	7	3	2	—	1	1	—	—	—	—	
23571	Concrete contractors .....	103	693	4 507	7	3	2	—	1	1	—	—	—	—	
235710	Concrete contractors .....	103	693	4 507	7	3	2	—	1	1	—	—	—	—	
31-33	Manufacturing .....	269	1 870	7 721	30	12	10	5	3	—	—	—	—	—	

See footnotes at end of table.

**Table 6. Counties—Employees, Payroll, and Establishments by Industry: 2001—Con.**

[Excludes most government employees, railroad employees, and self-employed persons. Size class 1 to 4 includes establishments with payroll, but no employees, during mid-March pay period. (D) denotes figures withheld to avoid disclosing data for individual companies; the data are included in broader industry totals. Detailed industries with 100 or more employees are shown if industry was not a (D). For explanation of terms, abbreviations, and data reliability/comparability, see introductory text]

NAICS code	Industry	Number of employees for week including March 12	Payroll (\$1,000)		Total number of establishments	Number of establishments by employment-size class																		
			First quarter	Annual		1 to 4	5 to 9	10 to 19	20 to 49	50 to 99	100 to 249	250 to 499	500 to 999	1,000 or more										
<b>CAMPBELL—Con.</b>																								
<b>42</b>	<b>Wholesale trade</b>	<b>1 018</b>	<b>10 787</b>	<b>49 393</b>	<b>93</b>	<b>42</b>	<b>22</b>	<b>17</b>	<b>10</b>	<b>1</b>	<b>1</b>	—	—	—	—	—								
421	Wholesale trade, durable goods	716	7 557	35 556	66	30	16	11	8	—	1	—	—	—	—	—								
4211	Motor vehicle, motor vehicle pt & supply whsle	136	1 731	8 679	8	4	—	1	3	—	—	—	—	—	—	—								
4218	Machinery, equipment & supplies whsle	450	4 888	22 520	35	15	9	5	5	—	1	—	—	—	—	—								
42181	Const & mining (exc petroleum) equip whsle	215	2 940	13 319	6	1	2	—	2	—	1	—	—	—	—	—								
421810	Const & mining (exc petroleum) equip whsle	215	2 940	13 319	6	1	2	—	2	—	1	—	—	—	—	—								
42183	Industrial machinery & equipment whsle	175	1 482	7 112	20	8	5	5	2	—	—	—	—	—	—	—								
421830	Industrial machinery & equipment whsle	175	1 482	7 112	20	8	5	5	2	—	—	—	—	—	—	—								
422	Wholesale trade, nondurable goods	302	3 230	13 837	27	12	6	6	2	1	—	—	—	—	—	—								
4226	Chemical & allied products whsle	136	1 681	6 869	9	3	3	2	—	1	—	—	—	—	—	—								
42269	Other chemical & allied products whsle	136	1 681	6 869	9	3	3	2	—	1	—	—	—	—	—	—								
422690	Other chemical & allied products whsle	136	1 681	6 869	9	3	3	2	—	1	—	—	—	—	—	—								
<b>44-45</b>	<b>Retail trade</b>	<b>1 888</b>	<b>8 567</b>	<b>36 244</b>	<b>175</b>	<b>68</b>	<b>57</b>	<b>33</b>	<b>11</b>	<b>5</b>	<b>1</b>	—	—	—	—	—								
441	Motor vehicle & parts dealers	319	2 097	9 092	20	3	10	2	3	2	—	—	—	—	—	—								
4411	Automobile dealers	(C)	(D)	(D)	5	—	1	—	2	2	—	—	—	—	—	—								
44111	New car dealers	190	1 341	5 805	4	—	—	—	2	2	—	—	—	—	—	—								
441110	New car dealers	190	1 341	5 805	4	—	—	—	2	2	—	—	—	—	—	—								
444	Bldg material & garden equip & supp dealers	172	869	3 662	20	9	4	5	2	—	—	—	—	—	—	—								
4441	Building material & supplies dealers	140	709	3 007	16	7	4	3	2	—	—	—	—	—	—	—								
445	Food & beverage stores	401	1 445	6 177	22	5	7	6	2	2	—	—	—	—	—	—								
4451	Grocery stores	(E)	(D)	(D)	11	2	2	3	2	2	—	—	—	—	—	—								
44511	Grocery (except convenience) stores	299	1 190	5 093	8	1	1	2	2	2	—	—	—	—	—	—								
445110	Grocery (except convenience) stores	299	1 190	5 093	8	1	1	2	2	2	—	—	—	—	—	—								
447	Gasoline stations	225	871	3 785	24	5	9	9	1	—	—	—	—	—	—	—								
4471	Gasoline stations	225	871	3 785	24	5	9	9	1	—	—	—	—	—	—	—								
44711	Gasoline stations with convenience stores	130	394	1 533	14	2	7	4	1	—	—	—	—	—	—	—								
447110	Gasoline stations with convenience stores	130	394	1 533	14	2	7	4	1	—	—	—	—	—	—	—								
448	Clothing & clothing accessories stores	100	273	1 150	16	6	5	5	—	—	—	—	—	—	—	—								
452	General merchandise stores	(E)	(D)	(D)	4	1	—	—	—	1	1	—	—	—	—	—								
4521	Department stores	(E)	(D)	(D)	2	—	—	—	—	1	1	—	—	—	—	—								
45211	Department stores	(E)	(D)	(D)	2	—	—	—	—	1	1	—	—	—	—	—								
453	Miscellaneous store retailers	109	400	1 955	28	18	7	2	1	—	—	—	—	—	—	—								
<b>48-49</b>	<b>Transportation &amp; warehousing</b>	<b>426</b>	<b>2 483</b>	<b>11 692</b>	<b>50</b>	<b>34</b>	<b>7</b>	<b>5</b>	<b>2</b>	<b>1</b>	<b>1</b>	—	—	—	—	—								
484	Truck transportation	230	1 545	7 624	40	30	5	2	2	1	—	—	—	—	—	—								
4842	Specialized freight trucking	195	1 317	6 536	23	16	2	2	2	1	—	—	—	—	—	—								
48422	Specialized freight (exc used) trucking, local	144	1 021	5 416	14	10	1	1	1	1	—	—	—	—	—	—								
484220	Specialized freight (exc used) trucking, local	144	1 021	5 416	14	10	1	1	1	1	—	—	—	—	—	—								
485	Transit & ground passenger transportation	(C)	(D)	(D)	1	—	—	—	—	—	1	—	—	—	—	—								
4851	Urban transit systems	(C)	(D)	(D)	1	—	—	—	—	—	1	—	—	—	—	—								
48511	Urban transit systems	(C)	(D)	(D)	1	—	—	—	—	—	1	—	—	—	—	—								
<b>51</b>	<b>Information</b>	<b>188</b>	<b>1 036</b>	<b>4 503</b>	<b>17</b>	<b>8</b>	<b>1</b>	<b>6</b>	<b>1</b>	<b>1</b>	—	—	—	—	—	—								
<b>52</b>	<b>Finance &amp; insurance</b>	<b>293</b>	<b>2 425</b>	<b>10 324</b>	<b>41</b>	<b>24</b>	<b>11</b>	<b>2</b>	<b>2</b>	<b>2</b>	—	—	—	—	—	—								
522	Credit intermediation & related activities	196	1 553	6 352	16	8	3	2	1	2	—	—	—	—	—	—								
5221	Depository credit intermediation	(C)	(D)	(D)	11	4	2	2	1	2	—	—	—	—	—	—								
52211	Commercial banking	163	1 351	5 456	10	4	2	1	1	2	—	—	—	—	—	—								
522110	Commercial banking	163	1 351	5 456	10	4	2	1	1	2	—	—	—	—	—	—								
<b>53</b>	<b>Real estate &amp; rental &amp; leasing</b>	<b>246</b>	<b>1 008</b>	<b>4 043</b>	<b>45</b>	<b>30</b>	<b>10</b>	<b>3</b>	<b>1</b>	<b>1</b>	—	—	—	—	—	—								
531	Real estate	138	369	1 629	32	22	6	3	1	—	—	—	—	—	—	—								
532	Rental & leasing services	108	639	2 414	13	8	4	—	—	1	—	—	—	—	—	—								
<b>54</b>	<b>Professional, scientific &amp; technical services</b>	<b>430</b>	<b>2 835</b>	<b>12 343</b>	<b>86</b>	<b>50</b>	<b>23</b>	<b>11</b>	<b>2</b>	—	—	—	—	—	—	—								
541	Professional, scientific & technical services	430	2 835	12 343	86	50	23	11	2	—	—	—	—	—	—	—								
5413	Architectural, engineering & related services	189	1 522	6 529	28	8	14	5	1	—	—	—	—	—	—	—								
54138	Testing laboratories	101	720	3 280	12	2	7	2	1	—	—	—	—	—	—	—								
541380	Testing laboratories	101	720	3 280	12	2	7	2	1	—	—	—	—	—	—	—								
<b>55</b>	<b>Management of companies &amp; enterprises</b>	<b>237</b>	<b>6 536</b>	<b>23 080</b>	<b>9</b>	<b>3</b>	<b>3</b>	<b>1</b>	<b>1</b>	—	<b>1</b>	—	—	—	—	—								
551	Management of companies & enterprises	237	6 536	23 080	9	3	3	1	1	—	1	—	—	—	—	—								
5511	Management of companies & enterprises	237	6 536	23 080	9	3	3	1	1	—	1	—	—	—	—	—								
55111	Management of companies & enterprises	237	6 536	23 080	9	3	3	1	1	—	1	—	—	—	—	—								
<b>56</b>	<b>Admin, support, waste mgt, remediation services</b>	<b>615</b>	<b>3 038</b>	<b>14 042</b>	<b>44</b>	<b>21</b>	<b>5</b>	<b>9</b>	<b>4</b>	<b>5</b>	—	—	—	—	—	—								
561	Administrative & support services	580	2 835	13 111	41	20	5	8	3	5	—	—	—	—	—	—								
5613	Employment services	239	1 548	6 827	4	—	—	—	1	3	—	—	—	—	—	—								
56132	Temporary help services	239	1 548	6 827	4	—	—	—	1	3	—	—	—	—	—	—								
561320	Temporary help services	239	1 548	6 827	4	—	—	—	1	3	—	—	—	—	—	—								
5617	Services to buildings & dwellings	173	607	3 013	19	10	3	4	1	1	—	—	—	—	—	—								
<b>61</b>	<b>Educational services</b>	<b>(A)</b>	<b>(D)</b>	<b>(D)</b>	<b>4</b>	<b>3</b>	<b>1</b>	—	—	—	—	—	—	—	—	—								

See footnotes at end of table.

**Table 6. Counties—Employees, Payroll, and Establishments by Industry: 2001—Con.**

[Excludes most government employees, railroad employees, and self-employed persons. Size class 1 to 4 includes establishments with payroll, but no employees, during mid-March pay period. (D) denotes figures withheld to avoid disclosing data for individual companies; the data are included in broader industry totals. Detailed industries with 100 or more employees are shown if industry was not a (D). For explanation of terms, abbreviations, and data reliability/comparability, see introductory text]

NAICS code	Industry	Number of employees for week including March 12	Payroll (\$1,000)		Total number of establishments	Number of establishments by employment-size class									
			First quarter	Annual		1 to 4	5 to 9	10 to 19	20 to 49	50 to 99	100 to 249	250 to 499	500 to 999	1,000 or more	
<b>CAMPBELL—Con.</b>															
<b>62</b>	<b>Health care and social assistance</b> .....	<b>1 271</b>	<b>8 513</b>	<b>41 765</b>	<b>72</b>	<b>30</b>	<b>24</b>	<b>12</b>	<b>4</b>	—	<b>1</b>	—	<b>1</b>	—	
621	Ambulatory health care services .....	326	2 834	15 137	54	24	20	9	1	—	—	—	—	—	
6211	Offices of physicians .....	151	1 790	10 783	22	8	9	4	1	—	—	—	—	—	
62111	Offices of physicians .....	151	1 790	10 783	22	8	9	4	1	—	—	—	—	—	
622	Hospitals .....	(F)	(D)	(D)	1	—	—	—	—	—	—	—	<b>1</b>	—	
6221	General medical & surgical hospitals .....	(F)	(D)	(D)	1	—	—	—	—	—	—	—	<b>1</b>	—	
62211	General medical & surgical hospitals .....	(F)	(D)	(D)	1	—	—	—	—	—	—	—	<b>1</b>	—	
623	Nursing & residential care facilities .....	254	995	4 550	4	—	1	1	1	—	<b>1</b>	—	—	—	
6231	Nursing care facilities .....	(C)	(D)	(D)	2	—	1	—	—	—	<b>1</b>	—	—	—	
62311	Nursing care facilities .....	(C)	(D)	(D)	2	—	1	—	—	—	<b>1</b>	—	—	—	
624	Social assistance .....	(C)	(D)	(D)	13	6	3	2	2	—	—	—	—	—	
<b>71</b>	<b>Arts, entertainment &amp; recreation</b> .....	<b>104</b>	<b>195</b>	<b>717</b>	<b>15</b>	<b>9</b>	<b>3</b>	<b>1</b>	<b>2</b>	—	—	—	—	—	
<b>72</b>	<b>Accommodation &amp; food services</b> .....	<b>1 369</b>	<b>2 731</b>	<b>13 069</b>	<b>75</b>	<b>17</b>	<b>9</b>	<b>21</b>	<b>24</b>	<b>4</b>	—	—	—	—	
721	Accommodation .....	120	176	1 397	15	7	1	5	2	—	—	—	—	—	
7211	Traveler accommodation .....	(C)	(D)	(D)	12	5	—	5	2	—	—	—	—	—	
722	Food services & drinking places .....	1 249	2 555	11 672	60	10	8	16	22	4	—	—	—	—	
7221	Full-service restaurants .....	630	1 415	6 666	26	4	2	5	13	2	—	—	—	—	
72211	Full-service restaurants .....	630	1 415	6 666	26	4	2	5	13	2	—	—	—	—	
722110	Full-service restaurants .....	630	1 415	6 666	26	4	2	5	13	2	—	—	—	—	
7222	Limited-service eating places .....	513	916	4 033	20	2	1	6	9	2	—	—	—	—	
72221	Limited-service eating places .....	513	916	4 033	20	2	1	6	9	2	—	—	—	—	
<b>81</b>	<b>Other services (except public administration)</b> .....	<b>885</b>	<b>6 091</b>	<b>25 874</b>	<b>130</b>	<b>75</b>	<b>35</b>	<b>11</b>	<b>8</b>	—	<b>1</b>	—	—	—	
811	Repair & maintenance .....	571	5 122	21 588	66	34	19	7	5	—	<b>1</b>	—	—	—	
8111	Automotive repair & maintenance .....	179	1 040	4 612	38	19	14	5	—	—	—	—	—	—	
81111	Automotive mechanical & electrical R&M .....	123	757	3 536	29	16	10	3	—	—	—	—	—	—	
8113	Commercial equipment (exc auto & elec) R&M .....	357	3 858	15 866	22	11	4	2	4	—	<b>1</b>	—	—	—	
81131	Commercial equipment (exc auto & elec) R&M .....	357	3 858	15 866	22	11	4	2	4	—	<b>1</b>	—	—	—	
811310	Commercial equipment (exc auto & elec) R&M .....	357	3 858	15 866	22	11	4	2	4	—	<b>1</b>	—	—	—	
812	Personal & laundry services .....	166	534	2 373	29	16	9	2	2	—	—	—	—	—	
813	Religious, grantmaking, civic, prof & like organizations .....	148	435	1 913	35	25	7	2	1	—	—	—	—	—	
8131	Religious organizations .....	112	289	1 219	20	13	4	2	1	—	—	—	—	—	
81311	Religious organizations .....	112	289	1 219	20	13	4	2	1	—	—	—	—	—	
813110	Religious organizations .....	112	289	1 219	20	13	4	2	1	—	—	—	—	—	
<b>95</b>	<b>Auxiliaries (exc corporate, subsidiary &amp; regional mgt)</b> .....	<b>134</b>	<b>1 887</b>	<b>9 144</b>	<b>5</b>	<b>2</b>	—	<b>1</b>	—	<b>2</b>	—	—	—	—	
<b>99</b>	<b>Unclassified establishments</b> .....	<b>50</b>	<b>308</b>	<b>1 034</b>	<b>29</b>	<b>26</b>	<b>2</b>	<b>1</b>	—	—	—	—	—	—	
<b>CARBON</b>															
	<b>Total</b> .....	<b>4 513</b>	<b>26 538</b>	<b>112 250</b>	<b>572</b>	<b>369</b>	<b>113</b>	<b>48</b>	<b>31</b>	<b>5</b>	<b>5</b>	<b>1</b>	—	—	
<b>11</b>	<b>Forestry, fishing, hunting, and agriculture support</b> .....	<b>35</b>	<b>156</b>	<b>600</b>	<b>12</b>	<b>11</b>	—	—	<b>1</b>	—	—	—	—	—	
<b>21</b>	<b>Mining</b> .....	<b>121</b>	<b>1 387</b>	<b>4 249</b>	<b>21</b>	<b>13</b>	<b>1</b>	<b>7</b>	—	—	—	—	—	—	
<b>22</b>	<b>Utilities</b> .....	<b>(B)</b>	<b>(D)</b>	<b>(D)</b>	<b>10</b>	<b>6</b>	<b>3</b>	<b>1</b>	—	—	—	—	—	—	
<b>23</b>	<b>Construction</b> .....	<b>314</b>	<b>1 800</b>	<b>8 259</b>	<b>58</b>	<b>38</b>	<b>10</b>	<b>8</b>	<b>1</b>	<b>1</b>	—	—	—	—	
234	Heavy construction .....	158	817	4 269	16	8	5	1	1	1	—	—	—	—	
2349	Other heavy construction .....	(C)	(D)	(D)	14	7	4	1	1	1	—	—	—	—	
23491	Water, sewer & pipeline construction .....	125	634	3 522	7	2	2	1	1	1	—	—	—	—	
234910	Water, sewer & pipeline construction .....	125	634	3 522	7	2	2	1	1	1	—	—	—	—	
<b>31-33</b>	<b>Manufacturing</b> .....	<b>(E)</b>	<b>(D)</b>	<b>(D)</b>	<b>7</b>	<b>3</b>	<b>2</b>	—	—	—	<b>2</b>	—	—	—	
321	Wood product mfg .....	(C)	(D)	(D)	2	1	—	—	—	—	<b>1</b>	—	—	—	
3211	Sawmills & wood preservation .....	(C)	(D)	(D)	1	—	—	—	—	—	<b>1</b>	—	—	—	
32111	Sawmills & wood preservation .....	(C)	(D)	(D)	1	—	—	—	—	—	<b>1</b>	—	—	—	
324	Petroleum & coal products mfg .....	(C)	(D)	(D)	1	—	—	—	—	—	<b>1</b>	—	—	—	
3241	Petroleum & coal products mfg .....	(C)	(D)	(D)	1	—	—	—	—	—	<b>1</b>	—	—	—	
32411	Petroleum refineries .....	(C)	(D)	(D)	1	—	—	—	—	—	<b>1</b>	—	—	—	
<b>42</b>	<b>Wholesale trade</b> .....	<b>85</b>	<b>409</b>	<b>1 981</b>	<b>17</b>	<b>9</b>	<b>6</b>	<b>2</b>	—	—	—	—	—	—	
<b>44-45</b>	<b>Retail trade</b> .....	<b>762</b>	<b>3 123</b>	<b>13 210</b>	<b>91</b>	<b>53</b>	<b>24</b>	<b>4</b>	<b>8</b>	—	<b>2</b>	—	—	—	
441	Motor vehicle & parts dealers .....	102	514	2 257	13	6	5	—	2	—	—	—	—	—	
445	Food & beverage stores .....	(C)	(D)	(D)	8	5	—	1	1	—	<b>1</b>	—	—	—	
4451	Grocery stores .....	(C)	(D)	(D)	4	1	—	1	1	—	<b>1</b>	—	—	—	
44511	Grocery (except convenience) stores .....	(C)	(D)	(D)	3	—	—	1	1	—	<b>1</b>	—	—	—	
447	Gasoline stations .....	293	1 087	4 624	24	6	14	1	2	—	<b>1</b>	—	—	—	
4471	Gasoline stations .....	293	1 087	4 624	24	6	14	1	2	—	<b>1</b>	—	—	—	
44719	Other gasoline stations .....	221	869	3 707	10	2	4	1	2	—	<b>1</b>	—	—	—	
447190	Other gasoline stations .....	221	869	3 707	10	2	4	1	2	—	<b>1</b>	—	—	—	

See footnotes at end of table.

**Table 6. Counties—Employees, Payroll, and Establishments by Industry: 2001—Con.**

[Excludes most government employees, railroad employees, and self-employed persons. Size class 1 to 4 includes establishments with payroll, but no employees, during mid-March pay period. (D) denotes figures withheld to avoid disclosing data for individual companies; the data are included in broader industry totals. Detailed industries with 100 or more employees are shown if industry was not a (D). For explanation of terms, abbreviations, and data reliability/comparability, see introductory text]

NAICS code	Industry	Number of employees for week including March 12	Payroll (\$1,000)		Total number of establishments	Number of establishments by employment-size class								
			First quarter	Annual		1 to 4	5 to 9	10 to 19	20 to 49	50 to 99	100 to 249	250 to 499	500 to 999	1,000 or more
<b>CARBON—Con.</b>														
<b>48-49</b>	<b>Transportation &amp; warehousing</b>	<b>601</b>	<b>6 119</b>	<b>26 569</b>	<b>35</b>	<b>26</b>	<b>4</b>	<b>2</b>	<b>1</b>	<b>1</b>	<b>—</b>	<b>1</b>	<b>—</b>	<b>—</b>
484	Truck transportation	140	1 045	4 499	25	21	3	—	—	1	—	—	—	—
4841	General freight trucking	110	847	3 511	12	10	1	—	—	1	—	—	—	—
48412	General freight trucking, long-distance	105	817	3 353	9	7	1	—	—	1	—	—	—	—
486	Pipeline transportation	(E)	(D)	(D)	6	3	—	2	—	—	—	1	—	—
4861	Pipeline transportation of crude oil	(E)	(D)	(D)	2	—	—	1	—	—	—	1	—	—
48611	Pipeline transportation of crude oil	(E)	(D)	(D)	2	—	—	1	—	—	—	1	—	—
<b>51</b>	<b>Information</b>	<b>59</b>	<b>425</b>	<b>1 785</b>	<b>14</b>	<b>11</b>	<b>2</b>	<b>—</b>	<b>1</b>	<b>—</b>	<b>—</b>	<b>—</b>	<b>—</b>	<b>—</b>
<b>52</b>	<b>Finance &amp; insurance</b>	<b>130</b>	<b>1 256</b>	<b>4 039</b>	<b>16</b>	<b>9</b>	<b>3</b>	<b>2</b>	<b>2</b>	<b>—</b>	<b>—</b>	<b>—</b>	<b>—</b>	<b>—</b>
<b>53</b>	<b>Real estate &amp; rental &amp; leasing</b>	<b>66</b>	<b>161</b>	<b>683</b>	<b>16</b>	<b>13</b>	<b>2</b>	<b>—</b>	<b>1</b>	<b>—</b>	<b>—</b>	<b>—</b>	<b>—</b>	<b>—</b>
<b>54</b>	<b>Professional, scientific &amp; technical services</b>	<b>96</b>	<b>428</b>	<b>1 940</b>	<b>31</b>	<b>25</b>	<b>4</b>	<b>2</b>	<b>—</b>	<b>—</b>	<b>—</b>	<b>—</b>	<b>—</b>	<b>—</b>
<b>55</b>	<b>Management of companies &amp; enterprises</b>	<b>(A)</b>	<b>(D)</b>	<b>(D)</b>	<b>1</b>	<b>1</b>	<b>—</b>	<b>—</b>	<b>—</b>	<b>—</b>	<b>—</b>	<b>—</b>	<b>—</b>	<b>—</b>
<b>56</b>	<b>Admin, support, waste mgt, remediation services</b>	<b>91</b>	<b>245</b>	<b>1 188</b>	<b>22</b>	<b>17</b>	<b>2</b>	<b>3</b>	<b>—</b>	<b>—</b>	<b>—</b>	<b>—</b>	<b>—</b>	<b>—</b>
<b>62</b>	<b>Health care and social assistance</b>	<b>602</b>	<b>3 866</b>	<b>14 619</b>	<b>47</b>	<b>27</b>	<b>13</b>	<b>2</b>	<b>2</b>	<b>2</b>	<b>1</b>	<b>—</b>	<b>—</b>	<b>—</b>
621	Ambulatory health care services	129	1 010	4 250	24	15	6	2	1	—	—	—	—	—
622	Hospitals	(C)	(D)	(D)	1	—	—	—	—	—	1	—	—	—
6221	General medical & surgical hospitals	(C)	(D)	(D)	1	—	—	—	—	—	1	—	—	—
62211	General medical & surgical hospitals	(C)	(D)	(D)	1	—	—	—	—	—	1	—	—	—
623	Nursing & residential care facilities	(C)	(D)	(D)	3	1	—	—	—	2	—	—	—	—
6231	Nursing care facilities	(C)	(D)	(D)	3	1	—	—	—	2	—	—	—	—
62311	Nursing care facilities	(C)	(D)	(D)	3	1	—	—	—	2	—	—	—	—
<b>71</b>	<b>Arts, entertainment &amp; recreation</b>	<b>18</b>	<b>25</b>	<b>135</b>	<b>9</b>	<b>8</b>	<b>1</b>	<b>—</b>	<b>—</b>	<b>—</b>	<b>—</b>	<b>—</b>	<b>—</b>	<b>—</b>
<b>72</b>	<b>Accommodation &amp; food services</b>	<b>943</b>	<b>2 020</b>	<b>10 963</b>	<b>100</b>	<b>47</b>	<b>26</b>	<b>13</b>	<b>13</b>	<b>1</b>	<b>—</b>	<b>—</b>	<b>—</b>	<b>—</b>
721	Accommodation	255	651	4 530	33	19	7	3	4	—	—	—	—	—
7211	Traveler accommodation	(C)	(D)	(D)	29	17	5	3	4	—	—	—	—	—
72111	Hotels (exc casino hotels) & motels	228	514	2 543	27	16	4	3	4	—	—	—	—	—
721110	Hotels (exc casino hotels) & motels	228	514	2 543	27	16	4	3	4	—	—	—	—	—
722	Food services & drinking places	688	1 369	6 433	67	28	19	10	9	1	—	—	—	—
7221	Full-service restaurants	307	685	3 386	29	13	5	5	6	—	—	—	—	—
72211	Full-service restaurants	307	685	3 386	29	13	5	5	6	—	—	—	—	—
722110	Full-service restaurants	307	685	3 386	29	13	5	5	6	—	—	—	—	—
7222	Limited-service eating places	317	571	2 505	21	7	5	5	3	1	—	—	—	—
72221	Limited-service eating places	317	571	2 505	21	7	5	5	3	1	—	—	—	—
<b>81</b>	<b>Other services (except public administration)</b>	<b>150</b>	<b>519</b>	<b>2 179</b>	<b>55</b>	<b>44</b>	<b>9</b>	<b>2</b>	<b>—</b>	<b>—</b>	<b>—</b>	<b>—</b>	<b>—</b>	<b>—</b>
<b>95</b>	<b>Auxiliaries (exc corporate, subsidiary &amp; regional mgt)</b>	<b>(B)</b>	<b>(D)</b>	<b>(D)</b>	<b>1</b>	<b>—</b>	<b>—</b>	<b>—</b>	<b>1</b>	<b>—</b>	<b>—</b>	<b>—</b>	<b>—</b>	<b>—</b>
<b>99</b>	<b>Unclassified establishments</b>	<b>13</b>	<b>70</b>	<b>262</b>	<b>9</b>	<b>8</b>	<b>1</b>	<b>—</b>	<b>—</b>	<b>—</b>	<b>—</b>	<b>—</b>	<b>—</b>	<b>—</b>
<b>CONVERSE</b>														
	<b>Total</b>	<b>2 780</b>	<b>18 203</b>	<b>76 093</b>	<b>384</b>	<b>259</b>	<b>58</b>	<b>36</b>	<b>22</b>	<b>6</b>	<b>3</b>	<b>—</b>	<b>—</b>	<b>—</b>
<b>11</b>	<b>Forestry, fishing, hunting, and agriculture support</b>	<b>(A)</b>	<b>(D)</b>	<b>(D)</b>	<b>1</b>	<b>1</b>	<b>—</b>	<b>—</b>	<b>—</b>	<b>—</b>	<b>—</b>	<b>—</b>	<b>—</b>	<b>—</b>
<b>21</b>	<b>Mining</b>	<b>356</b>	<b>5 294</b>	<b>20 153</b>	<b>34</b>	<b>20</b>	<b>5</b>	<b>3</b>	<b>4</b>	<b>2</b>	<b>—</b>	<b>—</b>	<b>—</b>	<b>—</b>
212	Mining (except oil & gas)	139	3 239	11 647	4	1	—	1	—	2	—	—	—	—
213	Mining support activities	180	1 520	6 264	26	16	5	2	3	—	—	—	—	—
2131	Mining support activities	180	1 520	6 264	26	16	5	2	3	—	—	—	—	—
21311	Mining support activities	180	1 520	6 264	26	16	5	2	3	—	—	—	—	—
213112	Oil & gas operations support activities	144	1 228	5 041	20	13	3	1	3	—	—	—	—	—
<b>22</b>	<b>Utilities</b>	<b>(C)</b>	<b>(D)</b>	<b>(D)</b>	<b>3</b>	<b>1</b>	<b>1</b>	<b>—</b>	<b>—</b>	<b>—</b>	<b>1</b>	<b>—</b>	<b>—</b>	<b>—</b>
221	Utilities	(C)	(D)	(D)	3	1	1	—	—	—	1	—	—	—
2211	Elec pwr generation, transmn & distribution	(C)	(D)	(D)	2	—	1	—	—	—	1	—	—	—
22111	Electric power generation	(C)	(D)	(D)	1	—	—	—	—	—	1	—	—	—
<b>23</b>	<b>Construction</b>	<b>249</b>	<b>2 083</b>	<b>8 535</b>	<b>40</b>	<b>30</b>	<b>5</b>	<b>2</b>	<b>2</b>	<b>1</b>	<b>—</b>	<b>—</b>	<b>—</b>	<b>—</b>
234	Heavy construction	128	1 413	5 194	6	3	1	—	1	1	—	—	—	—
2349	Other heavy construction	(C)	(D)	(D)	5	2	1	—	1	1	—	—	—	—
23491	Water, sewer & pipeline construction	(C)	(D)	(D)	3	—	1	—	1	1	—	—	—	—
<b>31-33</b>	<b>Manufacturing</b>	<b>36</b>	<b>171</b>	<b>707</b>	<b>10</b>	<b>6</b>	<b>3</b>	<b>1</b>	<b>—</b>	<b>—</b>	<b>—</b>	<b>—</b>	<b>—</b>	<b>—</b>
<b>42</b>	<b>Wholesale trade</b>	<b>100</b>	<b>747</b>	<b>2 782</b>	<b>12</b>	<b>8</b>	<b>1</b>	<b>1</b>	<b>2</b>	<b>—</b>	<b>—</b>	<b>—</b>	<b>—</b>	<b>—</b>
<b>44-45</b>	<b>Retail trade</b>	<b>432</b>	<b>1 557</b>	<b>6 822</b>	<b>56</b>	<b>32</b>	<b>11</b>	<b>6</b>	<b>5</b>	<b>2</b>	<b>—</b>	<b>—</b>	<b>—</b>	<b>—</b>
445	Food & beverage stores	128	414	1 710	8	4	—	—	3	1	—	—	—	—
4451	Grocery stores	(C)	(D)	(D)	6	2	—	—	3	1	—	—	—	—
44511	Grocery (except convenience) stores	121	398	1 622	5	1	—	—	3	1	—	—	—	—
445110	Grocery (except convenience) stores	121	398	1 622	5	1	—	—	3	1	—	—	—	—
<b>48-49</b>	<b>Transportation &amp; warehousing</b>	<b>60</b>	<b>514</b>	<b>1 618</b>	<b>12</b>	<b>7</b>	<b>3</b>	<b>2</b>	<b>—</b>	<b>—</b>	<b>—</b>	<b>—</b>	<b>—</b>	<b>—</b>
<b>51</b>	<b>Information</b>	<b>52</b>	<b>187</b>	<b>811</b>	<b>9</b>	<b>6</b>	<b>2</b>	<b>—</b>	<b>1</b>	<b>—</b>	<b>—</b>	<b>—</b>	<b>—</b>	<b>—</b>
<b>52</b>	<b>Finance &amp; insurance</b>	<b>91</b>	<b>535</b>	<b>2 451</b>	<b>17</b>	<b>12</b>	<b>3</b>	<b>1</b>	<b>1</b>	<b>—</b>	<b>—</b>	<b>—</b>	<b>—</b>	<b>—</b>
<b>53</b>	<b>Real estate &amp; rental &amp; leasing</b>	<b>(B)</b>	<b>(D)</b>	<b>(D)</b>	<b>12</b>	<b>11</b>	<b>—</b>	<b>1</b>	<b>—</b>	<b>—</b>	<b>—</b>	<b>—</b>	<b>—</b>	<b>—</b>

See footnotes at end of table.

**Table 6. Counties—Employees, Payroll, and Establishments by Industry: 2001—Con.**

[Excludes most government employees, railroad employees, and self-employed persons. Size class 1 to 4 includes establishments with payroll, but no employees, during mid-March pay period. (D) denotes figures withheld to avoid disclosing data for individual companies; the data are included in broader industry totals. Detailed industries with 100 or more employees are shown if industry was not a (D). For explanation of terms, abbreviations, and data reliability/comparability, see introductory text]

NAICS code	Industry	Number of employees for week including March 12	Payroll (\$1,000)		Total number of establishments	Number of establishments by employment-size class									
			First quarter	Annual		1 to 4	5 to 9	10 to 19	20 to 49	50 to 99	100 to 249	250 to 499	500 to 999	1,000 or more	
<b>CONVERSE—Con.</b>															
54	<b>Professional, scientific &amp; technical services</b> .....	(B)	(D)	(D)	27	25	2	—	—	—	—	—	—	—	
55	<b>Management of companies &amp; enterprises</b> .	(A)	(D)	(D)	1	1	—	—	—	—	—	—	—	—	
56	<b>Admin, support, waste mgt, remediation services</b> .....	(B)	(D)	(D)	9	6	2	1	—	—	—	—	—	—	
61	<b>Educational services</b> .....	(A)	(D)	(D)	3	2	1	—	—	—	—	—	—	—	
62	<b>Health care and social assistance</b> .....	374	2 022	9 094	31	17	4	6	3	—	1	—	—	—	
622	Hospitals.....	(C)	(D)	(D)	1	—	—	—	—	—	1	—	—	—	
6221	General medical & surgical hospitals.....	(C)	(D)	(D)	1	—	—	—	—	—	1	—	—	—	
62211	General medical & surgical hospitals.....	(C)	(D)	(D)	1	—	—	—	—	—	1	—	—	—	
624	Social assistance.....	(C)	(D)	(D)	10	3	1	4	2	—	—	—	—	—	
71	<b>Arts, entertainment &amp; recreation</b> .....	30	33	233	6	5	—	—	1	—	—	—	—	—	
72	<b>Accommodation &amp; food services</b> .....	556	1 116	5 001	41	18	6	12	3	1	1	—	—	—	
721	Accommodation.....	144	281	1 329	9	4	1	2	1	1	—	—	—	—	
7211	Traveler accommodation.....	(C)	(D)	(D)	7	2	1	2	1	1	—	—	—	—	
72111	Hotels (exc casino hotels) & motels.....	139	271	1 260	6	1	1	2	1	1	—	—	—	—	
721110	Hotels (exc casino hotels) & motels.....	139	271	1 260	6	1	1	2	1	1	—	—	—	—	
722	Food services & drinking places.....	412	835	3 672	32	14	5	10	2	—	1	—	—	—	
7221	Full-service restaurants.....	170	353	1 465	13	3	3	5	2	—	—	—	—	—	
72211	Full-service restaurants.....	170	353	1 465	13	3	3	5	2	—	—	—	—	—	
722110	Full-service restaurants.....	170	353	1 465	13	3	3	5	2	—	—	—	—	—	
7222	Limited-service eating places.....	221	443	2 023	10	3	1	5	—	—	1	—	—	—	
72221	Limited-service eating places.....	221	443	2 023	10	3	1	5	—	—	1	—	—	—	
722211	Limited-service restaurants.....	221	443	2 023	10	3	1	5	—	—	1	—	—	—	
81	<b>Other services (except public administration)</b> .....	116	413	1 924	44	35	9	—	—	—	—	—	—	—	
95	<b>Auxiliaries (exc corporate, subsidiary &amp; regional mgt)</b> .....	(A)	(D)	(D)	1	1	—	—	—	—	—	—	—	—	
99	<b>Unclassified establishments</b> .....	(A)	(D)	(D)	15	15	—	—	—	—	—	—	—	—	
<b>CROOK</b>															
	<b>Total</b> .....	1 295	8 020	33 795	195	132	28	21	9	3	2	—	—	—	
11	<b>Forestry, fishing, hunting, and agriculture support</b> .....	32	188	731	9	7	1	1	—	—	—	—	—	—	
21	<b>Mining</b> .....	161	1 482	5 342	9	3	1	3	1	1	—	—	—	—	
212	Mining (except oil & gas).....	(C)	(D)	(D)	3	—	—	1	1	1	—	—	—	—	
2123	Nonmetallic mineral mining & quarrying.....	(C)	(D)	(D)	3	—	—	1	1	1	—	—	—	—	
21232	Sand, gravel, clay, refractory minerals mining.....	(C)	(D)	(D)	2	—	—	—	1	1	—	—	—	—	
22	<b>Utilities</b> .....	(B)	(D)	(D)	1	—	—	—	—	1	—	—	—	—	
23	<b>Construction</b> .....	150	1 091	4 944	30	19	7	3	1	—	—	—	—	—	
31-33	<b>Manufacturing</b> .....	228	1 878	7 476	8	4	1	—	1	1	1	—	—	—	
321	Wood product mfg.....	(C)	(D)	(D)	2	—	—	—	1	—	1	—	—	—	
3211	Sawmills & wood preservation.....	(C)	(D)	(D)	2	—	—	—	1	—	1	—	—	—	
32111	Sawmills & wood preservation.....	(C)	(D)	(D)	2	—	—	—	1	—	1	—	—	—	
42	<b>Wholesale trade</b> .....	(A)	(D)	(D)	2	1	—	1	—	—	—	—	—	—	
44-45	<b>Retail trade</b> .....	188	654	3 071	29	14	8	5	2	—	—	—	—	—	
48-49	<b>Transportation &amp; warehousing</b> .....	57	353	1 589	10	8	—	1	1	—	—	—	—	—	
51	<b>Information</b> .....	(A)	(D)	(D)	2	1	1	—	—	—	—	—	—	—	
52	<b>Finance &amp; insurance</b> .....	(B)	(D)	(D)	8	6	1	—	1	—	—	—	—	—	
53	<b>Real estate &amp; rental &amp; leasing</b> .....	(A)	(D)	(D)	2	2	—	—	—	—	—	—	—	—	
54	<b>Professional, scientific &amp; technical services</b> .....	18	133	693	12	11	1	—	—	—	—	—	—	—	
56	<b>Admin, support, waste mgt, remediation services</b> .....	(A)	(D)	(D)	3	2	1	—	—	—	—	—	—	—	
62	<b>Health care and social assistance</b> .....	159	832	3 333	14	9	1	3	—	—	1	—	—	—	
622	Hospitals.....	(C)	(D)	(D)	1	—	—	—	—	—	1	—	—	—	
6221	General medical & surgical hospitals.....	(C)	(D)	(D)	1	—	—	—	—	—	1	—	—	—	
62211	General medical & surgical hospitals.....	(C)	(D)	(D)	1	—	—	—	—	—	1	—	—	—	
71	<b>Arts, entertainment &amp; recreation</b> .....	19	55	452	7	5	2	—	—	—	—	—	—	—	
72	<b>Accommodation &amp; food services</b> .....	127	223	1 198	25	17	2	4	2	—	—	—	—	—	
81	<b>Other services (except public administration)</b> .....	29	76	312	14	13	1	—	—	—	—	—	—	—	
99	<b>Unclassified establishments</b> .....	(A)	(D)	(D)	10	10	—	—	—	—	—	—	—	—	

See footnotes at end of table.

**Table 6. Counties—Employees, Payroll, and Establishments by Industry: 2001—Con.**

[Excludes most government employees, railroad employees, and self-employed persons. Size class 1 to 4 includes establishments with payroll, but no employees, during mid-March pay period. (D) denotes figures withheld to avoid disclosing data for individual companies; the data are included in broader industry totals. Detailed industries with 100 or more employees are shown if industry was not a (D). For explanation of terms, abbreviations, and data reliability/comparability, see introductory text]

NAICS code	Industry	Number of employees for week including March 12	Payroll (\$1,000)		Total number of establishments	Number of establishments by employment-size class								
			First quarter	Annual		1 to 4	5 to 9	10 to 19	20 to 49	50 to 99	100 to 249	250 to 499	500 to 999	1,000 or more
<b>FREMONT</b>														
	<b>Total</b> .....	<b>10 394</b>	<b>53 517</b>	<b>230 053</b>	<b>1 298</b>	<b>770</b>	<b>287</b>	<b>135</b>	<b>72</b>	<b>26</b>	<b>7</b>	<b>1</b>	<b>-</b>	<b>-</b>
<b>11</b>	<b>Forestry, fishing, hunting, and agriculture support</b> .....	<b>(A)</b>	<b>(D)</b>	<b>(D)</b>	<b>4</b>	<b>4</b>	<b>-</b>	<b>-</b>	<b>-</b>	<b>-</b>	<b>-</b>	<b>-</b>	<b>-</b>	<b>-</b>
<b>21</b>	<b>Mining</b> .....	<b>426</b>	<b>5 100</b>	<b>20 435</b>	<b>39</b>	<b>19</b>	<b>9</b>	<b>5</b>	<b>4</b>	<b>2</b>	<b>-</b>	<b>-</b>	<b>-</b>	<b>-</b>
211	Oil & gas extraction .....	193	3 399	11 078	10	4	1	2	2	1	-	-	-	-
2111	Oil & gas extraction .....	193	3 399	11 078	10	4	1	2	2	1	-	-	-	-
21111	Oil & gas extraction .....	193	3 399	11 078	10	4	1	2	2	1	-	-	-	-
211111	Crude petroleum & natural gas extraction ..	193	3 399	11 078	10	4	1	2	2	1	-	-	-	-
213	Mining support activities .....	(C)	(D)	(D)	27	13	8	3	2	1	-	-	-	-
2131	Mining support activities .....	(C)	(D)	(D)	27	13	8	3	2	1	-	-	-	-
21311	Mining support activities .....	(C)	(D)	(D)	27	13	8	3	2	1	-	-	-	-
213112	Oil & gas operations support activities .....	192	1 292	7 191	20	11	3	3	2	1	-	-	-	-
<b>22</b>	<b>Utilities</b> .....	<b>111</b>	<b>1 301</b>	<b>5 445</b>	<b>9</b>	<b>4</b>	<b>2</b>	<b>2</b>	<b>-</b>	<b>1</b>	<b>-</b>	<b>-</b>	<b>-</b>	<b>-</b>
221	Utilities .....	111	1 301	5 445	9	4	2	2	-	1	-	-	-	-
<b>23</b>	<b>Construction</b> .....	<b>727</b>	<b>3 720</b>	<b>21 094</b>	<b>193</b>	<b>145</b>	<b>34</b>	<b>11</b>	<b>2</b>	<b>1</b>	<b>-</b>	<b>-</b>	<b>-</b>	<b>-</b>
233	Building, developing & general contracting .....	186	1 010	4 703	57	42	10	5	-	-	-	-	-	-
2332	Residential building construction .....	102	502	2 502	37	30	5	2	-	-	-	-	-	-
23321	Single-family housing construction .....	102	502	2 502	37	30	5	2	-	-	-	-	-	-
233210	Single-family housing construction .....	102	502	2 502	37	30	5	2	-	-	-	-	-	-
234	Heavy construction .....	141	754	6 092	19	11	4	2	2	-	-	-	-	-
235	Special trade contractors .....	400	1 956	10 299	117	92	20	4	-	1	-	-	-	-
2353	Electrical contractors .....	124	875	4 784	18	14	2	1	-	1	-	-	-	-
23531	Electrical contractors .....	124	875	4 784	18	14	2	1	-	1	-	-	-	-
235310	Electrical contractors .....	124	875	4 784	18	14	2	1	-	1	-	-	-	-
<b>31-33</b>	<b>Manufacturing</b> .....	<b>495</b>	<b>2 923</b>	<b>11 051</b>	<b>39</b>	<b>15</b>	<b>14</b>	<b>5</b>	<b>3</b>	<b>1</b>	<b>1</b>	<b>-</b>	<b>-</b>	<b>-</b>
334	Computer & electronic product mfg .....	(C)	(D)	(D)	1	-	-	-	-	-	1	-	-	-
3341	Computer & peripheral equipment mfg .....	(C)	(D)	(D)	1	-	-	-	-	-	1	-	-	-
33411	Computer & peripheral equipment mfg .....	(C)	(D)	(D)	1	-	-	-	-	-	1	-	-	-
<b>42</b>	<b>Wholesale trade</b> .....	<b>245</b>	<b>1 505</b>	<b>5 764</b>	<b>41</b>	<b>20</b>	<b>14</b>	<b>4</b>	<b>3</b>	<b>-</b>	<b>-</b>	<b>-</b>	<b>-</b>	<b>-</b>
422	Wholesale trade, nondurable goods .....	154	971	3 618	19	9	4	3	3	-	-	-	-	-
<b>44-45</b>	<b>Retail trade</b> .....	<b>1 959</b>	<b>8 629</b>	<b>38 226</b>	<b>207</b>	<b>104</b>	<b>58</b>	<b>26</b>	<b>13</b>	<b>5</b>	<b>-</b>	<b>1</b>	<b>-</b>	<b>-</b>
441	Motor vehicle & parts dealers .....	361	2 563	11 819	26	8	9	3	5	1	-	-	-	-
4411	Automobile dealers .....	(C)	(D)	(D)	8	1	1	1	4	1	-	-	-	-
44111	New car dealers .....	240	1 843	9 042	7	-	1	1	4	1	-	-	-	-
441110	New car dealers .....	240	1 843	9 042	7	-	1	1	4	1	-	-	-	-
4413	Automotive parts, accessories & tire stores .....	(C)	(D)	(D)	12	3	6	2	1	-	-	-	-	-
444	Bldg material & garden equip & supp dealers .....	249	1 400	5 996	31	10	11	9	1	-	-	-	-	-
4441	Building material & supplies dealers .....	184	1 145	4 613	19	4	8	6	1	-	-	-	-	-
44419	Other building material dealers .....	117	873	3 321	12	2	5	5	-	-	-	-	-	-
444190	Other building material dealers .....	117	873	3 321	12	2	5	5	-	-	-	-	-	-
445	Food & beverage stores .....	350	1 357	5 409	22	11	4	2	2	3	-	-	-	-
4451	Grocery stores .....	313	1 289	5 069	11	4	-	2	2	3	-	-	-	-
44511	Grocery (except convenience) stores .....	311	1 262	5 010	8	1	-	2	2	3	-	-	-	-
445110	Grocery (except convenience) stores .....	311	1 262	5 010	8	1	-	2	2	3	-	-	-	-
447	Gasoline stations .....	222	692	3 339	25	8	12	2	3	-	-	-	-	-
4471	Gasoline stations .....	222	692	3 339	25	8	12	2	3	-	-	-	-	-
44711	Gasoline stations with convenience stores ..	168	425	1 769	19	5	10	2	2	-	-	-	-	-
447110	Gasoline stations with convenience stores ..	168	425	1 769	19	5	10	2	2	-	-	-	-	-
452	General merchandise stores .....	409	1 303	6 510	8	2	1	2	1	1	-	1	-	-
4521	Department stores .....	(E)	(D)	(D)	2	-	-	-	-	1	-	1	-	-
45211	Department stores .....	(E)	(D)	(D)	2	-	-	-	-	1	-	1	-	-
<b>48-49</b>	<b>Transportation &amp; warehousing</b> .....	<b>366</b>	<b>2 830</b>	<b>11 334</b>	<b>42</b>	<b>28</b>	<b>5</b>	<b>6</b>	<b>2</b>	<b>-</b>	<b>1</b>	<b>-</b>	<b>-</b>	<b>-</b>
484	Truck transportation .....	327	2 578	10 167	32	20	4	5	2	-	1	-	-	-
4841	General freight trucking .....	137	1 033	4 466	18	11	1	4	2	-	-	-	-	-
48412	General freight trucking, long-distance .....	118	954	4 052	12	6	1	3	2	-	-	-	-	-
484121	General freight trucking, long-distance, TL ..	118	954	4 052	12	6	1	3	2	-	-	-	-	-
4842	Specialized freight trucking .....	190	1 545	5 701	14	9	3	1	-	-	1	-	-	-
48423	Specialized freight (exc used) trucking, LDist ..	(C)	(D)	(D)	5	3	1	-	-	-	1	-	-	-
<b>51</b>	<b>Information</b> .....	<b>280</b>	<b>1 557</b>	<b>6 520</b>	<b>26</b>	<b>11</b>	<b>5</b>	<b>6</b>	<b>3</b>	<b>1</b>	<b>-</b>	<b>-</b>	<b>-</b>	<b>-</b>
511	Publishing industries .....	(C)	(D)	(D)	7	2	1	2	1	1	-	-	-	-
5111	Newspaper, periodical, book, database publishers .....	(C)	(D)	(D)	7	2	1	2	1	1	-	-	-	-
51111	Newspaper publishers .....	(C)	(D)	(D)	7	2	1	2	1	1	-	-	-	-
<b>52</b>	<b>Finance &amp; insurance</b> .....	<b>372</b>	<b>2 275</b>	<b>9 401</b>	<b>54</b>	<b>32</b>	<b>12</b>	<b>7</b>	<b>2</b>	<b>1</b>	<b>-</b>	<b>-</b>	<b>-</b>	<b>-</b>
522	Credit intermediation & related activities .....	223	1 552	6 195	23	6	8	7	2	-	-	-	-	-
5221	Depository credit intermediation .....	(C)	(D)	(D)	15	4	3	6	2	-	-	-	-	-
52211	Commercial banking .....	134	1 130	4 475	11	3	2	4	2	-	-	-	-	-
522110	Commercial banking .....	134	1 130	4 475	11	3	2	4	2	-	-	-	-	-
<b>53</b>	<b>Real estate &amp; rental &amp; leasing</b> .....	<b>183</b>	<b>975</b>	<b>3 655</b>	<b>53</b>	<b>41</b>	<b>6</b>	<b>5</b>	<b>1</b>	<b>-</b>	<b>-</b>	<b>-</b>	<b>-</b>	<b>-</b>
532	Rental & leasing services .....	110	696	2 435	17	9	3	4	1	-	-	-	-	-

See footnotes at end of table.

**Table 6. Counties—Employees, Payroll, and Establishments by Industry: 2001—Con.**

[Excludes most government employees, railroad employees, and self-employed persons. Size class 1 to 4 includes establishments with payroll, but no employees, during mid-March pay period. (D) denotes figures withheld to avoid disclosing data for individual companies; the data are included in broader industry totals. Detailed industries with 100 or more employees are shown if industry was not a (D). For explanation of terms, abbreviations, and data reliability/comparability, see introductory text]

NAICS code	Industry	Number of employees for week including March 12	Payroll (\$1,000)		Total number of establishments	Number of establishments by employment-size class									
			First quarter	Annual		1 to 4	5 to 9	10 to 19	20 to 49	50 to 99	100 to 249	250 to 499	500 to 999	1,000 or more	
<b>FREMONT—Con.</b>															
<b>54</b>	<b>Professional, scientific &amp; technical services</b>	<b>359</b>	<b>1 902</b>	<b>8 457</b>	<b>98</b>	<b>73</b>	<b>20</b>	<b>3</b>	<b>2</b>	—	—	—	—	—	
541	Professional, scientific & technical services	359	1 902	8 457	98	73	20	3	2	—	—	—	—	—	
5411	Legal services	104	534	2 266	27	22	4	—	1	—	—	—	—	—	
54111	Offices of lawyers	104	534	2 266	27	22	4	—	1	—	—	—	—	—	
541110	Offices of lawyers	104	534	2 266	27	22	4	—	1	—	—	—	—	—	
5413	Architectural, engineering & related services	105	748	3 178	22	13	6	2	1	—	—	—	—	—	
<b>55</b>	<b>Management of companies &amp; enterprises</b>	<b>62</b>	<b>940</b>	<b>3 856</b>	<b>4</b>	<b>1</b>	—	<b>1</b>	<b>2</b>	—	—	—	—	—	
<b>56</b>	<b>Admin, support, waste mgt, remediation services</b>	<b>214</b>	<b>868</b>	<b>4 248</b>	<b>43</b>	<b>32</b>	<b>6</b>	<b>3</b>	<b>1</b>	<b>1</b>	—	—	—	—	
561	Administrative & support services	186	624	3 253	38	29	6	1	1	1	—	—	—	—	
<b>61</b>	<b>Educational services</b>	<b>353</b>	<b>1 724</b>	<b>6 790</b>	<b>13</b>	<b>7</b>	<b>1</b>	—	<b>2</b>	<b>2</b>	<b>1</b>	—	—	—	
611	Educational services	353	1 724	6 790	13	7	1	—	2	2	1	—	—	—	
6111	Elementary & secondary schools	(C)	(D)	(D)	4	1	1	—	—	1	1	—	—	—	
61111	Elementary & secondary schools	(C)	(D)	(D)	4	1	1	—	—	1	1	—	—	—	
6116	Other schools & instruction	(C)	(D)	(D)	7	4	—	—	2	1	—	—	—	—	
61169	All other schools & instruction	(C)	(D)	(D)	4	1	—	—	2	1	—	—	—	—	
<b>62</b>	<b>Health care and social assistance</b>	<b>2 023</b>	<b>11 694</b>	<b>47 850</b>	<b>127</b>	<b>58</b>	<b>37</b>	<b>12</b>	<b>9</b>	<b>7</b>	<b>4</b>	—	—	—	
621	Ambulatory health care services	633	4 609	20 553	69	40	18	5	4	1	1	—	—	—	
6211	Offices of physicians	351	3 275	13 946	31	19	8	1	2	—	1	—	—	—	
62111	Offices of physicians	351	3 275	13 946	31	19	8	1	2	—	1	—	—	—	
621111	Offices of physicians (exc mental health)	351	3 275	13 946	31	19	8	1	2	—	1	—	—	—	
6212	Offices of dentists	111	511	2 462	13	4	6	2	1	—	—	—	—	—	
62121	Offices of dentists	111	511	2 462	13	4	6	2	1	—	—	—	—	—	
621210	Offices of dentists	111	511	2 462	13	4	6	2	1	—	—	—	—	—	
622	Hospitals	(E)	(D)	(D)	2	—	—	—	—	—	2	—	—	—	
6221	General medical & surgical hospitals	(E)	(D)	(D)	2	—	—	—	—	—	2	—	—	—	
62211	General medical & surgical hospitals	(E)	(D)	(D)	2	—	—	—	—	—	2	—	—	—	
623	Nursing & residential care facilities	(E)	(D)	(D)	19	5	10	1	—	2	1	—	—	—	
6231	Nursing care facilities	(C)	(D)	(D)	3	—	1	—	—	1	1	—	—	—	
62311	Nursing care facilities	(C)	(D)	(D)	3	—	1	—	—	1	1	—	—	—	
6233	Community care facilities for the elderly	133	468	2 021	14	4	9	—	—	1	—	—	—	—	
62331	Community care facilities for the elderly	133	468	2 021	14	4	9	—	—	1	—	—	—	—	
624	Social assistance	628	2 078	8 478	37	13	9	6	5	4	—	—	—	—	
6241	Individual & family services	308	1 059	4 271	14	3	3	3	3	2	—	—	—	—	
62412	Services for elderly & disabled persons	250	758	3 064	8	—	1	3	2	2	—	—	—	—	
624120	Services for elderly & disabled persons	250	758	3 064	8	—	1	3	2	2	—	—	—	—	
6242	Community, emergency & other relief services	103	512	2 294	5	2	1	1	—	1	—	—	—	—	
6243	Vocational rehabilitation services	(C)	(D)	(D)	8	2	3	1	1	1	—	—	—	—	
62431	Vocational rehabilitation services	(C)	(D)	(D)	8	2	3	1	1	1	—	—	—	—	
<b>71</b>	<b>Arts, entertainment &amp; recreation</b>	<b>101</b>	<b>202</b>	<b>1 355</b>	<b>27</b>	<b>17</b>	<b>6</b>	<b>4</b>	—	—	—	—	—	—	
<b>72</b>	<b>Accommodation &amp; food services</b>	<b>1 553</b>	<b>3 085</b>	<b>14 676</b>	<b>140</b>	<b>56</b>	<b>33</b>	<b>27</b>	<b>20</b>	<b>4</b>	—	—	—	—	
721	Accommodation	320	793	3 627	44	26	9	6	2	1	—	—	—	—	
7211	Traveler accommodation	(E)	(D)	(D)	33	19	8	3	2	1	—	—	—	—	
72111	Hotels (exc casino hotels) & motels	274	641	2 798	31	17	8	3	2	1	—	—	—	—	
721110	Hotels (exc casino hotels) & motels	274	641	2 798	31	17	8	3	2	1	—	—	—	—	
722	Food services & drinking places	1 233	2 292	11 049	96	30	24	21	18	3	—	—	—	—	
7221	Full-service restaurants	603	1 133	4 927	44	12	10	9	13	—	—	—	—	—	
72211	Full-service restaurants	603	1 133	4 927	44	12	10	9	13	—	—	—	—	—	
722110	Full-service restaurants	603	1 133	4 927	44	12	10	9	13	—	—	—	—	—	
7222	Limited-service eating places	531	941	4 657	31	7	6	10	5	3	—	—	—	—	
72221	Limited-service eating places	531	941	4 657	31	7	6	10	5	3	—	—	—	—	
722211	Limited-service restaurants	481	871	4 179	23	4	2	9	5	3	—	—	—	—	
<b>81</b>	<b>Other services (except public administration)</b>	<b>479</b>	<b>1 928</b>	<b>8 412</b>	<b>111</b>	<b>78</b>	<b>23</b>	<b>8</b>	<b>2</b>	—	—	—	—	—	
811	Repair & maintenance	157	845	3 853	49	38	9	2	—	—	—	—	—	—	
8111	Automotive repair & maintenance	104	509	2 244	29	21	7	1	—	—	—	—	—	—	
812	Personal & laundry services	101	401	1 642	11	5	3	2	1	—	—	—	—	—	
813	Religious, grantmaking, civic, prof & like organizations	221	682	2 917	51	35	11	4	1	—	—	—	—	—	
<b>95</b>	<b>Auxiliaries (exc corporate, subsidiary &amp; regional mgt)</b>	<b>(B)</b>	<b>(D)</b>	<b>(D)</b>	<b>3</b>	<b>2</b>	—	—	<b>1</b>	—	—	—	—	—	
<b>99</b>	<b>Unclassified establishments</b>	<b>33</b>	<b>129</b>	<b>857</b>	<b>25</b>	<b>23</b>	<b>2</b>	—	—	—	—	—	—	—	

See footnotes at end of table.

**Table 6. Counties—Employees, Payroll, and Establishments by Industry: 2001—Con.**

[Excludes most government employees, railroad employees, and self-employed persons. Size class 1 to 4 includes establishments with payroll, but no employees, during mid-March pay period. (D) denotes figures withheld to avoid disclosing data for individual companies; the data are included in broader industry totals. Detailed industries with 100 or more employees are shown if industry was not a (D). For explanation of terms, abbreviations, and data reliability/comparability, see introductory text]

NAICS code	Industry	Number of employees for week including March 12	Payroll (\$1,000)		Total number of establishments	Number of establishments by employment-size class								
			First quarter	Annual		1 to 4	5 to 9	10 to 19	20 to 49	50 to 99	100 to 249	250 to 499	500 to 999	1,000 or more
<b>GOSHEN</b>														
	<b>Total</b> .....	<b>2 835</b>	<b>12 743</b>	<b>54 618</b>	<b>373</b>	<b>229</b>	<b>70</b>	<b>47</b>	<b>22</b>	<b>2</b>	<b>3</b>			
11	Forestry, fishing, hunting, and agriculture support .....	(A)	(D)	(D)	2	2	—	—	—	—	—	—	—	—
22	Utilities .....	(B)	(D)	(D)	3	1	1	1	—	—	—	—	—	—
23	Construction .....	224	1 020	4 705	50	33	8	8	1	—	—	—	—	—
235	Special trade contractors .....	101	389	1 825	26	18	5	2	1	—	—	—	—	—
31-33	Manufacturing .....	132	790	3 791	13	4	5	2	2	—	—	—	—	—
42	Wholesale trade .....	184	1 051	5 380	19	9	3	4	3	—	—	—	—	—
422	Wholesale trade, nondurable goods .....	141	737	4 015	15	8	2	3	2	—	—	—	—	—
44-45	Retail trade .....	500	1 761	7 899	59	27	18	9	4	1	—	—	—	—
445	Food & beverage stores .....	155	423	2 027	8	4	2	—	1	1	—	—	—	—
4451	Grocery stores .....	134	389	1 861	4	1	1	—	1	1	—	—	—	—
44511	Grocery (except convenience) stores .....	(C)	(D)	(D)	3	1	—	—	1	1	—	—	—	—
48-49	Transportation & warehousing .....	53	264	1 368	18	15	2	1	—	—	—	—	—	—
51	Information .....	65	339	1 395	4	1	2	—	1	—	—	—	—	—
52	Finance & insurance .....	126	1 371	3 764	25	18	4	—	3	—	—	—	—	—
53	Real estate & rental & leasing .....	35	123	470	21	21	—	—	—	—	—	—	—	—
54	Professional, scientific & technical services .....	72	294	1 556	20	14	5	1	—	—	—	—	—	—
55	Management of companies & enterprises .....	(A)	(D)	(D)	1	—	—	1	—	—	—	—	—	—
56	Admin, support, waste mgt, remediation services .....	67	280	1 539	18	15	1	2	—	—	—	—	—	—
62	Health care and social assistance .....	749	3 944	16 048	25	13	4	1	3	1	3	—	—	—
622	Hospitals .....	(C)	(D)	(D)	1	—	—	—	—	—	1	—	—	—
6221	General medical & surgical hospitals .....	(C)	(D)	(D)	1	—	—	—	—	—	1	—	—	—
62211	General medical & surgical hospitals .....	(C)	(D)	(D)	1	—	—	—	—	—	1	—	—	—
623	Nursing & residential care facilities .....	254	1 276	5 350	6	3	1	—	—	1	1	—	—	—
6232	Residential mental retardation, health facil .....	(C)	(D)	(D)	2	1	—	—	—	—	1	—	—	—
62322	Residential mental health, subst abuse facil ..	(C)	(D)	(D)	2	1	—	—	—	—	1	—	—	—
624	Social assistance .....	200	541	2 234	6	2	1	—	2	—	1	—	—	—
6243	Vocational rehabilitation services .....	(C)	(D)	(D)	1	—	—	—	—	—	1	—	—	—
62431	Vocational rehabilitation services .....	(C)	(D)	(D)	1	—	—	—	—	—	1	—	—	—
71	Arts, entertainment & recreation .....	(B)	(D)	(D)	2	—	1	—	1	—	—	—	—	—
72	Accommodation & food services .....	366	580	2 516	32	11	3	14	4	—	—	—	—	—
722	Food services & drinking places .....	313	472	2 023	25	8	2	11	4	—	—	—	—	—
7221	Full-service restaurants .....	145	213	937	12	3	—	8	1	—	—	—	—	—
72211	Full-service restaurants .....	145	213	937	12	3	—	8	1	—	—	—	—	—
722110	Full-service restaurants .....	145	213	937	12	3	—	8	1	—	—	—	—	—
7222	Limited-service eating places .....	145	228	953	8	2	—	3	3	—	—	—	—	—
72221	Limited-service eating places .....	145	228	953	8	2	—	3	3	—	—	—	—	—
81	Other services (except public administration) .....	181	463	1 841	53	37	13	3	—	—	—	—	—	—
813	Religious, grantmaking, civic, prof & like organizations .....	106	213	824	25	15	7	3	—	—	—	—	—	—
99	Unclassified establishments .....	2	4	46	8	8	—	—	—	—	—	—	—	—
<b>HOT SPRINGS</b>														
	<b>Total</b> .....	<b>1 510</b>	<b>7 502</b>	<b>30 093</b>	<b>205</b>	<b>137</b>	<b>28</b>	<b>24</b>	<b>11</b>	<b>2</b>	<b>3</b>			
11	Forestry, fishing, hunting, and agriculture support .....	(A)	(D)	(D)	1	1	—	—	—	—	—	—	—	—
21	Mining .....	180	2 343	8 104	13	7	3	—	2	1	—	—	—	—
213	Mining support activities .....	(C)	(D)	(D)	7	4	1	—	1	1	—	—	—	—
2131	Mining support activities .....	(C)	(D)	(D)	7	4	1	—	1	1	—	—	—	—
21311	Mining support activities .....	(C)	(D)	(D)	7	4	1	—	1	1	—	—	—	—
22	Utilities .....	(A)	(D)	(D)	1	1	—	—	—	—	—	—	—	—
23	Construction .....	91	378	1 755	27	22	2	3	—	—	—	—	—	—
31-33	Manufacturing .....	30	85	488	7	5	2	—	—	—	—	—	—	—
42	Wholesale trade .....	17	162	570	3	2	—	1	—	—	—	—	—	—
44-45	Retail trade .....	208	589	2 305	33	22	3	5	3	—	—	—	—	—
48-49	Transportation & warehousing .....	77	680	2 580	9	3	3	2	1	—	—	—	—	—
51	Information .....	28	72	288	4	2	1	—	1	—	—	—	—	—
52	Finance & insurance .....	36	240	949	7	4	1	2	—	—	—	—	—	—
53	Real estate & rental & leasing .....	(A)	(D)	(D)	5	5	—	—	—	—	—	—	—	—
54	Professional, scientific & technical services .....	30	204	822	12	10	2	—	—	—	—	—	—	—
56	Admin, support, waste mgt, remediation services .....	12	68	322	5	4	1	—	—	—	—	—	—	—
61	Educational services .....	(A)	(D)	(D)	1	1	—	—	—	—	—	—	—	—

See footnotes at end of table.

**Table 6. Counties—Employees, Payroll, and Establishments by Industry: 2001—Con.**

[Excludes most government employees, railroad employees, and self-employed persons. Size class 1 to 4 includes establishments with payroll, but no employees, during mid-March pay period. (D) denotes figures withheld to avoid disclosing data for individual companies; the data are included in broader industry totals. Detailed industries with 100 or more employees are shown if industry was not a (D). For explanation of terms, abbreviations, and data reliability/comparability, see introductory text]

NAICS code	Industry	Number of employees for week including March 12	Payroll (\$1,000)		Total number of establishments	Number of establishments by employment-size class								
			First quarter	Annual		1 to 4	5 to 9	10 to 19	20 to 49	50 to 99	100 to 249	250 to 499	500 to 999	1,000 or more
<b>HOT SPRINGS—Con.</b>														
<b>62</b>	<b>Health care and social assistance . . . . .</b>	<b>411</b>	<b>1 902</b>	<b>8 029</b>	<b>18</b>	<b>7</b>	<b>4</b>	<b>3</b>	<b>1</b>	<b>1</b>	<b>2</b>	—	—	—
622	Hospitals . . . . . (C)	(D)	(D)	(D)	1	—	—	—	—	—	1	—	—	—
6221	General medical & surgical hospitals . . . . . (C)	(D)	(D)	(D)	1	—	—	—	—	—	1	—	—	—
62211	General medical & surgical hospitals . . . . . (C)	(D)	(D)	(D)	1	—	—	—	—	—	1	—	—	—
624	Social assistance . . . . . (C)	(D)	(D)	(D)	5	2	1	—	1	—	1	—	—	—
6243	Vocational rehabilitation services . . . . . (C)	(D)	(D)	(D)	1	—	—	—	—	—	1	—	—	—
62431	Vocational rehabilitation services . . . . . (C)	(D)	(D)	(D)	1	—	—	—	—	—	1	—	—	—
<b>71</b>	<b>Arts, entertainment &amp; recreation . . . . .</b>	<b>62</b>	<b>94</b>	<b>504</b>	<b>6</b>	<b>3</b>	—	<b>2</b>	<b>1</b>	—	—	—	—	—
<b>72</b>	<b>Accommodation &amp; food services . . . . .</b>	<b>233</b>	<b>370</b>	<b>1 939</b>	<b>20</b>	<b>10</b>	<b>3</b>	<b>4</b>	<b>2</b>	—	<b>1</b>	—	—	—
721	Accommodation . . . . . (C)	(D)	(D)	(D)	6	4	—	—	1	—	1	—	—	—
7211	Traveler accommodation . . . . . (C)	(D)	(D)	(D)	5	3	—	—	1	—	1	—	—	—
72111	Hotels (exc casino hotels) & motels . . . . . (C)	(D)	(D)	(D)	4	2	—	—	1	—	1	—	—	—
722	Food services & drinking places . . . . . (C)	(D)	(D)	(D)	14	6	3	4	1	—	—	—	—	—
<b>81</b>	<b>Other services (except public administration) . . . . .</b>	<b>72</b>	<b>212</b>	<b>960</b>	<b>26</b>	<b>22</b>	<b>3</b>	<b>1</b>	—	—	—	—	—	—
<b>95</b>	<b>Auxiliaries (exc corporate, subsidiary &amp; regional mgt) . . . . .</b>	<b>(A)</b>	<b>(D)</b>	<b>(D)</b>	<b>1</b>	<b>1</b>	—	—	—	—	—	—	—	—
<b>99</b>	<b>Unclassified establishments . . . . .</b>	<b>12</b>	<b>26</b>	<b>120</b>	<b>6</b>	<b>5</b>	—	<b>1</b>	—	—	—	—	—	—
<b>JOHNSON</b>														
	<b>Total . . . . .</b>	<b>1 714</b>	<b>7 285</b>	<b>35 527</b>	<b>341</b>	<b>245</b>	<b>52</b>	<b>27</b>	<b>15</b>	<b>1</b>	<b>1</b>	—	—	—
<b>11</b>	<b>Forestry, fishing, hunting, and agriculture support . . . . .</b>	<b>6</b>	<b>25</b>	<b>147</b>	<b>3</b>	<b>3</b>	—	—	—	—	—	—	—	—
<b>21</b>	<b>Mining . . . . . (B)</b>	<b>(D)</b>	<b>(D)</b>	<b>(D)</b>	<b>20</b>	<b>19</b>	<b>1</b>	—	—	—	—	—	—	—
<b>22</b>	<b>Utilities . . . . . (A)</b>	<b>(D)</b>	<b>(D)</b>	<b>(D)</b>	<b>5</b>	<b>5</b>	—	—	—	—	—	—	—	—
<b>23</b>	<b>Construction . . . . .</b>	<b>207</b>	<b>897</b>	<b>4 644</b>	<b>52</b>	<b>40</b>	<b>8</b>	<b>2</b>	<b>2</b>	—	—	—	—	—
<b>31-33</b>	<b>Manufacturing . . . . .</b>	<b>63</b>	<b>242</b>	<b>1 150</b>	<b>12</b>	<b>8</b>	<b>2</b>	<b>1</b>	<b>1</b>	—	—	—	—	—
<b>42</b>	<b>Wholesale trade . . . . .</b>	<b>42</b>	<b>188</b>	<b>943</b>	<b>12</b>	<b>8</b>	<b>3</b>	<b>1</b>	—	—	—	—	—	—
<b>44-45</b>	<b>Retail trade . . . . .</b>	<b>284</b>	<b>971</b>	<b>4 261</b>	<b>52</b>	<b>29</b>	<b>15</b>	<b>6</b>	<b>2</b>	—	—	—	—	—
<b>48-49</b>	<b>Transportation &amp; warehousing . . . . .</b>	<b>50</b>	<b>243</b>	<b>1 163</b>	<b>12</b>	<b>10</b>	—	<b>2</b>	—	—	—	—	—	—
<b>51</b>	<b>Information . . . . . (B)</b>	<b>(D)</b>	<b>(D)</b>	<b>(D)</b>	<b>4</b>	<b>2</b>	—	<b>1</b>	<b>1</b>	—	—	—	—	—
<b>52</b>	<b>Finance &amp; insurance . . . . .</b>	<b>108</b>	<b>731</b>	<b>3 050</b>	<b>14</b>	<b>8</b>	<b>2</b>	<b>2</b>	<b>2</b>	—	—	—	—	—
<b>53</b>	<b>Real estate &amp; rental &amp; leasing . . . . .</b>	<b>26</b>	<b>151</b>	<b>788</b>	<b>12</b>	<b>11</b>	—	<b>1</b>	—	—	—	—	—	—
<b>54</b>	<b>Professional, scientific &amp; technical services . . . . .</b>	<b>81</b>	<b>453</b>	<b>2 043</b>	<b>33</b>	<b>28</b>	<b>5</b>	—	—	—	—	—	—	—
<b>55</b>	<b>Management of companies &amp; enterprises . . . . .</b>	<b>(A)</b>	<b>(D)</b>	<b>(D)</b>	<b>1</b>	—	—	<b>1</b>	—	—	—	—	—	—
<b>56</b>	<b>Admin, support, waste mgt, remediation services . . . . .</b>	<b>25</b>	<b>85</b>	<b>365</b>	<b>9</b>	<b>7</b>	<b>1</b>	<b>1</b>	—	—	—	—	—	—
<b>61</b>	<b>Educational services . . . . . (A)</b>	<b>(D)</b>	<b>(D)</b>	<b>(D)</b>	<b>2</b>	<b>2</b>	—	—	—	—	—	—	—	—
<b>62</b>	<b>Health care and social assistance . . . . .</b>	<b>273</b>	<b>1 573</b>	<b>6 874</b>	<b>18</b>	<b>9</b>	<b>5</b>	<b>1</b>	<b>2</b>	—	<b>1</b>	—	—	—
622	Hospitals . . . . . (C)	(D)	(D)	(D)	1	—	—	—	—	—	1	—	—	—
6221	General medical & surgical hospitals . . . . . (C)	(D)	(D)	(D)	1	—	—	—	—	—	1	—	—	—
62211	General medical & surgical hospitals . . . . . (C)	(D)	(D)	(D)	1	—	—	—	—	—	1	—	—	—
<b>71</b>	<b>Arts, entertainment &amp; recreation . . . . .</b>	<b>47</b>	<b>91</b>	<b>719</b>	<b>7</b>	<b>5</b>	<b>1</b>	—	<b>1</b>	—	—	—	—	—
<b>72</b>	<b>Accommodation &amp; food services . . . . .</b>	<b>326</b>	<b>790</b>	<b>4 468</b>	<b>40</b>	<b>23</b>	<b>6</b>	<b>6</b>	<b>4</b>	<b>1</b>	—	—	—	—
721	Accommodation . . . . .	121	327	2 042	19	12	3	3	—	1	—	—	—	—
722	Food services & drinking places . . . . .	205	463	2 426	21	11	3	3	4	—	—	—	—	—
7222	Limited-service eating places . . . . .	105	229	1 119	10	5	1	2	2	—	—	—	—	—
72221	Limited-service eating places . . . . .	105	229	1 119	10	5	1	2	2	—	—	—	—	—
<b>81</b>	<b>Other services (except public administration) . . . . .</b>	<b>81</b>	<b>240</b>	<b>1 076</b>	<b>25</b>	<b>20</b>	<b>3</b>	<b>2</b>	—	—	—	—	—	—
<b>95</b>	<b>Auxiliaries (exc corporate, subsidiary &amp; regional mgt) . . . . .</b>	<b>(A)</b>	<b>(D)</b>	<b>(D)</b>	<b>2</b>	<b>2</b>	—	—	—	—	—	—	—	—
<b>99</b>	<b>Unclassified establishments . . . . .</b>	<b>4</b>	<b>15</b>	<b>151</b>	<b>6</b>	<b>6</b>	—	—	—	—	—	—	—	—

See footnotes at end of table.

**Table 6. Counties—Employees, Payroll, and Establishments by Industry: 2001—Con.**

[Excludes most government employees, railroad employees, and self-employed persons. Size class 1 to 4 includes establishments with payroll, but no employees, during mid-March pay period. (D) denotes figures withheld to avoid disclosing data for individual companies; the data are included in broader industry totals. Detailed industries with 100 or more employees are shown if industry was not a (D). For explanation of terms, abbreviations, and data reliability/comparability, see introductory text]

NAICS code	Industry	Number of employees for week including March 12	Payroll (\$1,000)		Total number of establishments	Number of establishments by employment-size class								
			First quarter	Annual		1 to 4	5 to 9	10 to 19	20 to 49	50 to 99	100 to 249	250 to 499	500 to 999	1,000 or more
	<b>LARAMIE</b>													
	<b>Total</b> .....	<b>27 505</b>	<b>161 250</b>	<b>683 239</b>	<b>2 350</b>	<b>1 298</b>	<b>453</b>	<b>299</b>	<b>204</b>	<b>52</b>	<b>37</b>	<b>6</b>	<b>-</b>	<b>1</b>
<b>11</b>	<b>Forestry, fishing, hunting, and agriculture support</b> .....	<b>(A)</b>	<b>(D)</b>	<b>(D)</b>	<b>4</b>	<b>4</b>	<b>-</b>	<b>-</b>	<b>-</b>	<b>-</b>	<b>-</b>	<b>-</b>	<b>-</b>	<b>-</b>
<b>21</b>	<b>Mining</b> .....	<b>211</b>	<b>1 809</b>	<b>9 123</b>	<b>18</b>	<b>10</b>	<b>3</b>	<b>1</b>	<b>3</b>	<b>1</b>	<b>-</b>	<b>-</b>	<b>-</b>	<b>-</b>
213	Mining support activities .....	147	1 173	5 903	8	4	-	1	2	1	-	-	-	-
2131	Mining support activities .....	147	1 173	5 903	8	4	-	1	2	1	-	-	-	-
21311	Mining support activities .....	147	1 173	5 903	8	4	-	1	2	1	-	-	-	-
213112	Oil & gas operations support activities .....	147	1 173	5 903	8	4	-	1	2	1	-	-	-	-
<b>22</b>	<b>Utilities</b> .....	<b>138</b>	<b>1 779</b>	<b>7 259</b>	<b>8</b>	<b>5</b>	<b>-</b>	<b>1</b>	<b>1</b>	<b>1</b>	<b>-</b>	<b>-</b>	<b>-</b>	<b>-</b>
221	Utilities .....	138	1 779	7 259	8	5	-	1	1	1	-	-	-	-
2211	Elec pwr generation, transmsn & distribution ...	133	1 770	7 228	5	2	-	1	1	1	-	-	-	-
22112	Electric pwr transmsn, control & distribution ..	(C)	(D)	(D)	3	1	-	-	1	1	-	-	-	-
<b>23</b>	<b>Construction</b> .....	<b>1 772</b>	<b>12 009</b>	<b>58 529</b>	<b>273</b>	<b>181</b>	<b>48</b>	<b>22</b>	<b>18</b>	<b>3</b>	<b>1</b>	<b>-</b>	<b>-</b>	<b>-</b>
233	Building, developing & general contracting .....	343	2 261	9 244	81	54	19	6	2	-	-	-	-	-
2332	Residential building construction .....	(C)	(D)	(D)	64	46	13	4	1	-	-	-	-	-
23321	Single-family housing construction .....	214	1 379	5 345	61	44	13	3	1	-	-	-	-	-
233210	Single-family housing construction .....	214	1 379	5 345	61	44	13	3	1	-	-	-	-	-
2333	Nonresidential building construction .....	(C)	(D)	(D)	16	7	6	2	1	-	-	-	-	-
23332	Commercial & institutional bldg construction ..	112	748	3 097	15	7	5	2	1	-	-	-	-	-
233320	Commercial & institutional bldg construction ..	112	748	3 097	15	7	5	2	1	-	-	-	-	-
234	Heavy construction .....	315	2 646	15 263	13	6	1	2	2	1	1	-	-	-
2341	Highway, street, bridge & tunnel construction ...	233	1 951	11 717	6	2	1	1	-	1	1	-	-	-
23411	Highway & street construction .....	(C)	(D)	(D)	5	2	1	1	-	1	-	-	-	-
23412	Bridge & tunnel construction .....	(C)	(D)	(D)	1	-	-	-	-	-	1	-	-	-
235	Special trade contractors .....	1 114	7 102	34 022	179	121	28	14	14	2	-	-	-	-
2351	Plumbing, heating & AC contractor .....	304	2 238	10 229	32	21	3	3	4	1	-	-	-	-
23511	Plumbing, heating & AC contractor .....	304	2 238	10 229	32	21	3	3	4	1	-	-	-	-
235110	Plumbing, heating & AC contractor .....	304	2 238	10 229	32	21	3	3	4	1	-	-	-	-
2353	Electrical contractors .....	237	2 112	10 257	20	12	1	2	4	1	-	-	-	-
23531	Electrical contractors .....	237	2 112	10 257	20	12	1	2	4	1	-	-	-	-
235310	Electrical contractors .....	237	2 112	10 257	20	12	1	2	4	1	-	-	-	-
2356	Roofing, siding, & sheet metal contractors .....	132	546	3 066	11	2	3	3	3	-	-	-	-	-
23561	Roofing, siding, & sheet metal contractors ...	132	546	3 066	11	2	3	3	3	-	-	-	-	-
235610	Roofing, siding, & sheet metal contractors ..	132	546	3 066	11	2	3	3	3	-	-	-	-	-
2359	Other special trade contractors .....	112	564	2 618	35	25	8	1	1	-	-	-	-	-
<b>31-33</b>	<b>Manufacturing</b> .....	<b>1 644</b>	<b>15 440</b>	<b>59 937</b>	<b>54</b>	<b>17</b>	<b>10</b>	<b>9</b>	<b>10</b>	<b>1</b>	<b>6</b>	<b>1</b>	<b>-</b>	<b>-</b>
323	Printing & related support activities .....	167	1 324	5 266	7	1	3	1	1	-	1	-	-	-
3231	Printing & related support activities .....	167	1 324	5 266	7	1	3	1	1	-	1	-	-	-
32311	Printing .....	167	1 324	5 266	7	1	3	1	1	-	1	-	-	-
324	Petroleum & coal products mfg .....	(E)	(D)	(D)	4	-	-	1	1	-	1	1	-	-
3241	Petroleum & coal products mfg .....	(E)	(D)	(D)	4	-	-	1	1	-	1	1	-	-
32411	Petroleum refineries .....	(E)	(D)	(D)	3	-	-	-	1	-	1	1	-	-
326	Plastics & rubber products mfg .....	(C)	(D)	(D)	1	-	-	-	-	-	1	-	-	-
3261	Plastics product mfg .....	(C)	(D)	(D)	1	-	-	-	-	-	1	-	-	-
32619	Other plastics product mfg .....	(C)	(D)	(D)	1	-	-	-	-	-	1	-	-	-
333	Machinery mfg .....	(C)	(D)	(D)	4	2	1	-	-	-	1	-	-	-
3333	Commercial & service industry machinery mfg ..	(C)	(D)	(D)	1	-	-	-	-	-	1	-	-	-
33331	Commercial & service industry machinery mfg ..	(C)	(D)	(D)	1	-	-	-	-	-	1	-	-	-
334	Computer & electronic product mfg .....	(C)	(D)	(D)	1	-	-	-	-	-	1	-	-	-
3343	Audio & video equipment mfg .....	(C)	(D)	(D)	1	-	-	-	-	-	1	-	-	-
33431	Audio & video equipment mfg .....	(C)	(D)	(D)	1	-	-	-	-	-	1	-	-	-
336	Transportation equipment mfg .....	(C)	(D)	(D)	3	1	-	1	-	-	1	-	-	-
3365	Railroad rolling stock mfg .....	(C)	(D)	(D)	1	-	-	-	-	-	1	-	-	-
33651	Railroad rolling stock mfg .....	(C)	(D)	(D)	1	-	-	-	-	-	1	-	-	-
339	Miscellaneous mfg .....	102	690	2 993	12	6	3	-	3	-	-	-	-	-
3399	Other miscellaneous mfg .....	(C)	(D)	(D)	10	4	3	-	3	-	-	-	-	-
<b>42</b>	<b>Wholesale trade</b> .....	<b>797</b>	<b>7 808</b>	<b>31 377</b>	<b>87</b>	<b>46</b>	<b>18</b>	<b>15</b>	<b>6</b>	<b>2</b>	<b>-</b>	<b>-</b>	<b>-</b>	<b>-</b>
421	Wholesale trade, durable goods .....	509	5 791	22 965	53	29	11	8	3	2	-	-	-	-
4214	Professional & commercial equip & supp whsle .	184	2 825	11 027	11	4	2	3	1	1	-	-	-	-
4218	Machinery, equipment & supplies whsle .....	137	1 200	5 484	13	6	2	4	1	-	-	-	-	-
422	Wholesale trade, nondurable goods .....	288	2 017	8 412	34	17	7	7	3	-	-	-	-	-
4224	Grocery & related product whsle .....	118	667	3 040	8	1	3	2	2	-	-	-	-	-

See footnotes at end of table.

**Table 6. Counties—Employees, Payroll, and Establishments by Industry: 2001—Con.**

[Excludes most government employees, railroad employees, and self-employed persons. Size class 1 to 4 includes establishments with payroll, but no employees, during mid-March pay period. (D) denotes figures withheld to avoid disclosing data for individual companies; the data are included in broader industry totals. Detailed industries with 100 or more employees are shown if industry was not a (D). For explanation of terms, abbreviations, and data reliability/comparability, see introductory text]

NAICS code	Industry	Number of employees for week including March 12	Payroll (\$1,000)		Total number of establishments	Number of establishments by employment-size class								
			First quarter	Annual		1 to 4	5 to 9	10 to 19	20 to 49	50 to 99	100 to 249	250 to 499	500 to 999	1,000 or more
<b>LARAMIE—Con.</b>														
<b>44-45</b>	<b>Retail trade</b> .....	<b>5 636</b>	<b>25 788</b>	<b>106 653</b>	<b>360</b>	<b>142</b>	<b>94</b>	<b>68</b>	<b>31</b>	<b>12</b>	<b>11</b>	<b>2</b>	—	—
441	Motor vehicle & parts dealers .....	718	4 811	21 441	48	21	9	12	1	4	1	—	—	—
4411	Automobile dealers .....	496	3 687	16 349	16	8	2	—	1	4	1	—	—	—
44111	New car dealers .....	467	3 554	15 708	6	—	—	—	1	4	1	—	—	—
441110	New car dealers .....	467	3 554	15 708	6	—	—	—	1	4	1	—	—	—
4413	Automotive parts, accessories & tire stores .....	169	868	3 818	21	6	5	10	—	—	—	—	—	—
442	Furniture & home furnishing stores .....	101	539	2 465	18	11	3	4	—	—	—	—	—	—
443	Electronics & appliance stores .....	161	782	2 863	18	5	8	3	2	—	—	—	—	—
4431	Electronics & appliance stores .....	161	782	2 863	18	5	8	3	2	—	—	—	—	—
44311	Appliance, TV & all other electronics stores ..	145	739	2 690	14	3	6	3	2	—	—	—	—	—
444	Bldg material & garden equip & supp dealers .....	478	2 880	12 193	32	12	8	8	2	1	1	—	—	—
4441	Building material & supplies dealers .....	409	2 588	10 818	27	12	7	5	1	1	1	—	—	—
44411	Home centers .....	(C)	(D)	(D)	2	—	—	—	—	1	1	—	—	—
44419	Other building material dealers .....	166	1 185	5 049	21	10	6	4	1	—	—	—	—	—
444190	Other building material dealers .....	166	1 185	5 049	21	10	6	4	1	—	—	—	—	—
445	Food & beverage stores .....	901	3 717	15 377	33	8	6	8	6	1	4	—	—	—
4451	Grocery stores .....	(F)	(D)	(D)	17	4	1	3	4	1	4	—	—	—
44511	Grocery (except convenience) stores .....	731	3 200	12 863	16	4	—	3	4	1	4	—	—	—
445110	Grocery (except convenience) stores .....	731	3 200	12 863	16	4	—	3	4	1	4	—	—	—
4453	Beer, wine & liquor stores .....	138	370	1 770	9	—	3	4	2	—	—	—	—	—
44531	Beer, wine & liquor stores .....	138	370	1 770	9	—	3	4	2	—	—	—	—	—
445310	Beer, wine & liquor stores .....	138	370	1 770	9	—	3	4	2	—	—	—	—	—
446	Health & personal care stores .....	166	718	3 085	21	11	3	5	2	—	—	—	—	—
4461	Health & personal care stores .....	166	718	3 085	21	11	3	5	2	—	—	—	—	—
447	Gasoline stations .....	527	1 975	7 887	45	16	16	6	5	2	—	—	—	—
4471	Gasoline stations .....	527	1 975	7 887	45	16	16	6	5	2	—	—	—	—
44711	Gasoline stations with convenience stores ...	215	640	2 706	26	8	12	4	2	—	—	—	—	—
447110	Gasoline stations with convenience stores ...	215	640	2 706	26	8	12	4	2	—	—	—	—	—
44719	Other gasoline stations .....	312	1 335	5 181	19	8	4	2	3	2	—	—	—	—
447190	Other gasoline stations .....	312	1 335	5 181	19	8	4	2	3	2	—	—	—	—
448	Clothing & clothing accessories stores .....	299	863	3 385	43	18	14	9	2	—	—	—	—	—
4481	Clothing stores .....	200	419	1 714	25	9	7	7	2	—	—	—	—	—
451	Sporting goods, hobby, book & music stores .....	208	562	2 267	23	9	9	2	3	—	—	—	—	—
4511	Sporting goods, hobby, musical instrument stores .....	135	368	1 530	16	6	7	1	2	—	—	—	—	—
452	General merchandise stores .....	1 003	3 974	15 429	9	—	—	—	1	3	4	1	—	—
4521	Department stores .....	(F)	(D)	(D)	6	—	—	—	—	2	3	1	—	—
45211	Department stores .....	(F)	(D)	(D)	6	—	—	—	—	2	3	1	—	—
4529	Other general merchandise stores .....	(C)	(D)	(D)	3	—	—	—	1	1	1	—	—	—
45291	Warehouse clubs & superstores .....	(C)	(D)	(D)	1	—	—	—	—	—	1	—	—	—
453	Miscellaneous store retailers .....	367	1 181	5 529	54	25	15	9	5	—	—	—	—	—
4539	Other miscellaneous store retailers .....	161	537	2 537	26	13	9	1	3	—	—	—	—	—
45399	All other miscellaneous store retailers .....	121	389	1 813	16	6	6	1	3	—	—	—	—	—
454	Nonstore retailers .....	707	3 786	14 732	16	6	3	2	2	1	1	1	—	—
4541	Electronic shopping & mail-order houses .....	629	3 358	13 158	7	2	1	—	1	1	1	1	—	—
45411	Electronic shopping & mail-order houses .....	629	3 358	13 158	7	2	1	—	1	1	1	1	—	—
454110	Electronic shopping & mail-order houses ...	629	3 358	13 158	7	2	1	—	1	1	1	1	—	—
<b>48-49</b>	<b>Transportation &amp; warehousing</b> .....	<b>864</b>	<b>6 089</b>	<b>25 871</b>	<b>87</b>	<b>54</b>	<b>16</b>	<b>6</b>	<b>9</b>	<b>1</b>	<b>1</b>	<b>—</b>	<b>—</b>	<b>—</b>
481	Air transportation .....	(C)	(D)	(D)	3	1	1	—	—	—	1	—	—	—
4811	Scheduled air transportation .....	(C)	(D)	(D)	1	—	—	—	—	—	1	—	—	—
48111	Scheduled air transportation .....	(C)	(D)	(D)	1	—	—	—	—	—	1	—	—	—
484	Truck transportation .....	472	3 134	14 064	58	36	10	3	8	1	—	—	—	—
4841	General freight trucking .....	241	1 796	7 963	29	20	5	1	2	1	—	—	—	—
48412	General freight trucking, long-distance .....	219	1 694	7 529	24	17	3	1	2	1	—	—	—	—
484121	General freight trucking, long-distance, TL ..	194	1 523	6 847	20	15	2	—	2	1	—	—	—	—
4842	Specialized freight trucking .....	231	1 338	6 101	29	16	5	2	6	—	—	—	—	—
48423	Specialized freight (exc used) trucking, LDist ..	124	845	3 581	12	5	3	1	3	—	—	—	—	—
484230	Specialized freight (exc used) trucking, LDist ..	124	845	3 581	12	5	3	1	3	—	—	—	—	—
<b>51</b>	<b>Information</b> .....	<b>1 041</b>	<b>9 116</b>	<b>37 973</b>	<b>60</b>	<b>29</b>	<b>13</b>	<b>7</b>	<b>6</b>	<b>2</b>	<b>3</b>	<b>—</b>	<b>—</b>	<b>—</b>
511	Publishing industries .....	(C)	(D)	(D)	4	2	—	1	—	—	1	—	—	—
5111	Newspaper, periodical, book, database publishers .....	(C)	(D)	(D)	3	1	—	1	—	—	1	—	—	—
51111	Newspaper publishers .....	(C)	(D)	(D)	2	1	—	—	—	—	1	—	—	—
513	Broadcasting & telecommunications .....	760	7 237	28 869	45	22	12	4	3	2	2	—	—	—
5131	Radio & television broadcasting .....	(C)	(D)	(D)	10	3	4	2	1	—	—	—	—	—
5133	Telecommunications .....	584	6 141	23 801	31	16	8	2	2	1	2	—	—	—
51331	Wired telecommunications carriers .....	288	3 282	12 156	19	11	3	1	2	1	1	—	—	—
513310	Wired telecommunications carriers .....	288	3 282	12 156	19	11	3	1	2	1	1	—	—	—
51334	Satellite telecommunications .....	(C)	(D)	(D)	1	—	—	—	—	—	1	—	—	—

See footnotes at end of table.

**Table 6. Counties—Employees, Payroll, and Establishments by Industry: 2001—Con.**

[Excludes most government employees, railroad employees, and self-employed persons. Size class 1 to 4 includes establishments with payroll, but no employees, during mid-March pay period. (D) denotes figures withheld to avoid disclosing data for individual companies; the data are included in broader industry totals. Detailed industries with 100 or more employees are shown if industry was not a (D). For explanation of terms, abbreviations, and data reliability/comparability, see introductory text]

NAICS code	Industry	Number of employees for week including March 12	Payroll (\$1,000)		Total number of establishments	Number of establishments by employment-size class								
			First quarter	Annual		1 to 4	5 to 9	10 to 19	20 to 49	50 to 99	100 to 249	250 to 499	500 to 999	1,000 or more
<b>LARAMIE—Con.</b>														
<b>52</b>	<b>Finance &amp; insurance</b>	<b>1 878</b>	<b>13 554</b>	<b>53 529</b>	<b>156</b>	<b>97</b>	<b>21</b>	<b>18</b>	<b>16</b>	<b>1</b>	<b>2</b>	<b>1</b>		
522	Credit intermediation & related activities	652	5 092	20 332	54	16	15	12	10	1				
5221	Depository credit intermediation	523	4 042	16 208	32	4	9	9	1					
52211	Commercial banking	326	2 581	10 542	21	3	7	6	4	1				
522110	Commercial banking	326	2 581	10 542	21	3	7	6	4	1				
52213	Credit unions	197	1 461	5 666	11	1	2	3	5					
522130	Credit unions	197	1 461	5 666	11	1	2	3	5					
5222	Nondepository credit intermediation	120	995	3 918	18	8	6	3	1					
52229	Other nondepository credit intermediation	(C)	(D)	(D)	17	8	6	2	1					
523	Security, commodity contracts & like activity	305	1 896	6 878	29	22	2	4		1				
5239	Other financial investment activities	(C)	(D)	(D)	16	12	1		2		1			
52391	Miscellaneous intermediation	200	551	2 238	8	6		1		1				
523910	Miscellaneous intermediation	200	551	2 238	8	6		1		1				
524	Insurance carriers & related activities	921	6 566	26 319	73	59	4	6	2		1	1		
5241	Insurance carriers	774	5 684	22 571	20	10	2	5	1		1	1		
52411	Direct life, health, medical insurance carriers	284	2 468	10 728	12	5	2	3	1		1			
524114	Direct health & medical insurance carriers	220	1 798	8 397	6	3	1	1			1			
52412	Other direct insurance carriers	490	3 216	11 843	8	5		2				1		
5242	Agencies & other insurance related activities	147	882	3 748	53	49	2	1	1					
52421	Insurance agencies & brokerages	133	807	3 402	46	42	2	1	1					
524210	Insurance agencies & brokerages	133	807	3 402	46	42	2	1	1					
<b>53</b>	<b>Real estate &amp; rental &amp; leasing</b>	<b>417</b>	<b>1 585</b>	<b>8 024</b>	<b>107</b>	<b>85</b>	<b>13</b>	<b>7</b>	<b>1</b>	<b>1</b>				
531	Real estate	301	1 007	5 453	84	72	6	4	1	1				
5311	Lessors of real estate	157	408	1 959	48	43	3	1		1				
532	Rental & leasing services	(C)	(D)	(D)	22	12	7	3						
<b>54</b>	<b>Professional, scientific &amp; technical services</b>	<b>1 154</b>	<b>8 288</b>	<b>38 054</b>	<b>249</b>	<b>176</b>	<b>47</b>	<b>15</b>	<b>9</b>	<b>2</b>				
541	Professional, scientific & technical services	1 154	8 288	38 054	249	176	47	15	9	2				
5411	Legal services	331	2 638	12 946	92	71	14	5	2					
54111	Offices of lawyers	(E)	(D)	(D)	90	70	13	5	2					
5412	Accounting, tax prep, bookkeep, payroll services	233	1 222	4 599	37	22	10	3	1	1				
54121	Accounting, tax prep, bookkeep, payroll services	233	1 222	4 599	37	22	10	3	1	1				
5413	Architectural, engineering & related services	165	1 361	7 335	34	23	5	4	2					
5415	Computer systems design & related services	114	867	3 227	23	15	7		1					
54151	Computer systems design & related services	114	867	3 227	23	15	7		1					
5416	Management, sci & tech consulting services	145	1 286	5 873	27	21	3		2	1				
5419	Oth professional, scientific, technical services	130	623	2 723	24	15	5	3	1					
<b>55</b>	<b>Management of companies &amp; enterprises</b>	<b>212</b>	<b>2 800</b>	<b>8 805</b>	<b>10</b>	<b>4</b>	<b>1</b>	<b>2</b>	<b>1</b>	<b>2</b>				
551	Management of companies & enterprises	212	2 800	8 805	10	4	1	2	1	2				
5511	Management of companies & enterprises	212	2 800	8 805	10	4	1	2	1	2				
55111	Management of companies & enterprises	212	2 800	8 805	10	4	1	2	1	2				
<b>56</b>	<b>Admin, support, waste mgt, remediation services</b>	<b>1 118</b>	<b>3 960</b>	<b>16 528</b>	<b>119</b>	<b>64</b>	<b>25</b>	<b>14</b>	<b>12</b>	<b>3</b>	<b>1</b>			
561	Administrative & support services	1 078	3 788	15 709	114	63	22	14	11	3	1			
5613	Employment services	311	1 080	4 563	10	3	1	1	3	2				
56132	Temporary help services	(E)	(D)	(D)	9	3		1	3	2				
5614	Business support services	104	554	2 237	12	5	4	1	2					
5615	Travel arrangement & reservation services	119	601	2 429	10	4	2	3		1				
56151	Travel agencies	100	497	1 930	7	3	1	2		1				
561510	Travel agencies	100	497	1 930	7	3	1	2		1				
5617	Services to buildings & dwellings	292	755	3 471	55	36	10	4	5					
56172	Janitorial services	181	411	1 636	28	16	7	1	4					
561720	Janitorial services	181	411	1 636	28	16	7	1	4					
5619	Other support services	134	208	849	7	5	1				1			
56199	All other support services	134	208	849	7	5	1				1			
561990	All other support services	134	208	849	7	5	1				1			
<b>61</b>	<b>Educational services</b>	<b>232</b>	<b>754</b>	<b>2 950</b>	<b>25</b>	<b>15</b>	<b>3</b>	<b>4</b>	<b>2</b>	<b>1</b>				
611	Educational services	232	754	2 950	25	15	3	4	2	1				
6111	Elementary & secondary schools	146	512	1 999	5	1		2	1	1				
61111	Elementary & secondary schools	146	512	1 999	5	1		2	1	1				
611110	Elementary & secondary schools	146	512	1 999	5	1		2	1	1				
<b>62</b>	<b>Health care and social assistance</b>	<b>5 046</b>	<b>33 834</b>	<b>146 463</b>	<b>225</b>	<b>95</b>	<b>51</b>	<b>42</b>	<b>19</b>	<b>7</b>	<b>8</b>	<b>2</b>		<b>1</b>
621	Ambulatory health care services	1 406	12 546	60 154	152	67	43	28	9	5				
6211	Offices of physicians	710	8 357	41 018	64	28	13	14	6	3				
62111	Offices of physicians	710	8 357	41 018	64	28	13	14	6	3				
621111	Offices of physicians (exc mental health)	709	8 352	40 982	61	25	13	14	6	3				
6212	Offices of dentists	209	1 384	6 653	36	14	17	5						
62121	Offices of dentists	209	1 384	6 653	36	14	17	5						
621210	Offices of dentists	209	1 384	6 653	36	14	17	5						
6213	Offices of other health practitioners	137	749	3 416	31	18	10	3						
6214	Outpatient care centers	127	761	3 111	8	1	1	4	2					
6215	Medical & diagnostic laboratories	(C)	(D)	(D)	5	3		1		1				
62151	Medical & diagnostic laboratories	(C)	(D)	(D)	5	3		1		1				

See footnotes at end of table.

**Table 6. Counties—Employees, Payroll, and Establishments by Industry: 2001—Con.**

[Excludes most government employees, railroad employees, and self-employed persons. Size class 1 to 4 includes establishments with payroll, but no employees, during mid-March pay period. (D) denotes figures withheld to avoid disclosing data for individual companies; the data are included in broader industry totals. Detailed industries with 100 or more employees are shown if industry was not a (D). For explanation of terms, abbreviations, and data reliability/comparability, see introductory text]

NAICS code	Industry	Number of employees for week including March 12	Payroll (\$1,000)		Total number of establishments	Number of establishments by employment-size class									
			First quarter	Annual		1 to 4	5 to 9	10 to 19	20 to 49	50 to 99	100 to 249	250 to 499	500 to 999	1,000 or more	
<b>LARAMIE—Con.</b>															
<b>62 Health care and social assistance—Con.</b>															
622	Hospitals .....	(G)	(D)	(D)	4	—	—	—	—	—	1	2	—	1	
6221	General medical & surgical hospitals .....	1 713	13 948	56 287	3	—	—	—	—	—	—	2	—	1	
62211	General medical & surgical hospitals .....	1 713	13 948	56 287	3	—	—	—	—	—	—	2	—	1	
622110	General medical & surgical hospitals .....	1 713	13 948	56 287	3	—	—	—	—	—	—	2	—	1	
6223	Other specialty hospitals .....	(C)	(D)	(D)	1	—	—	—	—	—	1	—	—	—	
62231	Other specialty hospitals .....	(C)	(D)	(D)	1	—	—	—	—	—	1	—	—	—	
623	Nursing & residential care facilities .....	(F)	(D)	(D)	14	2	4	1	3	1	3	—	—	—	
6231	Nursing care facilities .....	460	2 400	9 733	3	—	—	—	—	—	3	—	—	—	
62311	Nursing care facilities .....	460	2 400	9 733	3	—	—	—	—	—	3	—	—	—	
623110	Nursing care facilities .....	460	2 400	9 733	3	—	—	—	—	—	3	—	—	—	
6233	Community care facilities for the elderly .....	130	512	2 276	6	1	2	—	2	1	—	—	—	—	
62331	Community care facilities for the elderly .....	130	512	2 276	6	1	2	—	2	1	—	—	—	—	
624	Social assistance .....	1 176	3 344	13 772	55	26	4	13	7	1	4	—	—	—	
6241	Individual & family services .....	112	612	2 664	17	13	1	1	2	—	—	—	—	—	
6243	Vocational rehabilitation services .....	637	1 539	6 244	7	2	—	—	1	1	3	—	—	—	
62431	Vocational rehabilitation services .....	637	1 539	6 244	7	2	—	—	1	1	3	—	—	—	
624310	Vocational rehabilitation services .....	637	1 539	6 244	7	2	—	—	1	1	3	—	—	—	
6244	Child day care services .....	372	936	3 822	27	10	3	10	3	—	1	—	—	—	
62441	Child day care services .....	372	936	3 822	27	10	3	10	3	—	1	—	—	—	
624410	Child day care services .....	372	936	3 822	27	10	3	10	3	—	1	—	—	—	
71	<b>Arts, entertainment &amp; recreation .....</b>	<b>221</b>	<b>688</b>	<b>3 087</b>	<b>27</b>	<b>16</b>	<b>3</b>	<b>5</b>	<b>3</b>	—	—	—	—	—	
713	Amusement, gambling & recreation industries .....	164	426	2 003	20	12	3	3	2	—	—	—	—	—	
7139	Other amusement & recreation industries .....	(C)	(D)	(D)	18	10	3	3	2	—	—	—	—	—	
72	<b>Accommodation &amp; food services .....</b>	<b>3 592</b>	<b>9 319</b>	<b>40 855</b>	<b>176</b>	<b>55</b>	<b>23</b>	<b>35</b>	<b>49</b>	<b>10</b>	<b>4</b>	—	—	—	
721	Accommodation .....	626	2 467	9 161	30	13	3	7	5	—	2	—	—	—	
7211	Traveler accommodation .....	(F)	(D)	(D)	23	8	2	6	5	—	2	—	—	—	
72111	Hotels (exc casino hotels) & motels .....	592	2 360	8 612	22	8	2	5	5	—	2	—	—	—	
721110	Hotels (exc casino hotels) & motels .....	592	2 360	8 612	22	8	2	5	5	—	2	—	—	—	
722	Food services & drinking places .....	2 966	6 852	31 694	146	42	20	28	44	10	2	—	—	—	
7221	Full-service restaurants .....	1 421	3 697	18 438	56	14	9	8	18	6	1	—	—	—	
72211	Full-service restaurants .....	1 421	3 697	18 438	56	14	9	8	18	6	1	—	—	—	
722110	Full-service restaurants .....	1 421	3 697	18 438	56	14	9	8	18	6	1	—	—	—	
7222	Limited-service eating places .....	1 349	2 740	11 467	69	21	6	14	23	4	1	—	—	—	
72221	Limited-service eating places .....	1 349	2 740	11 467	69	21	6	14	23	4	1	—	—	—	
722211	Limited-service restaurants .....	1 291	2 617	10 852	54	11	4	11	23	4	1	—	—	—	
7224	Drinking places (alcoholic beverages) .....	(C)	(D)	(D)	19	6	5	5	3	—	—	—	—	—	
72241	Drinking places (alcoholic beverages) .....	(C)	(D)	(D)	19	6	5	5	3	—	—	—	—	—	
81	<b>Other services (except public administration) .....</b>	<b>1 490</b>	<b>6 405</b>	<b>27 097</b>	<b>269</b>	<b>169</b>	<b>62</b>	<b>28</b>	<b>8</b>	<b>2</b>	—	—	—	—	
811	Repair & maintenance .....	434	2 449	10 063	76	46	17	9	4	—	—	—	—	—	
8111	Automotive repair & maintenance .....	332	1 918	7 803	57	35	12	7	3	—	—	—	—	—	
81111	Automotive mechanical & electrical R&M .....	152	967	4 009	31	19	8	4	—	—	—	—	—	—	
811111	General automotive repair .....	119	760	3 121	21	11	7	3	—	—	—	—	—	—	
812	Personal & laundry services .....	223	814	3 390	55	34	17	4	—	—	—	—	—	—	
8121	Personal care services .....	102	326	1 415	30	20	10	—	—	—	—	—	—	—	
813	Religious, grantmaking, civic, prof & like organizations .....	833	3 142	13 644	138	89	28	15	4	2	—	—	—	—	
8131	Religious organizations .....	337	860	3 617	56	33	14	6	3	—	—	—	—	—	
81311	Religious organizations .....	337	860	3 617	56	33	14	6	3	—	—	—	—	—	
813110	Religious organizations .....	337	860	3 617	56	33	14	6	3	—	—	—	—	—	
8134	Civic & social organizations .....	152	326	1 357	24	17	3	3	—	1	—	—	—	—	
81341	Civic & social organizations .....	152	326	1 357	24	17	3	3	—	1	—	—	—	—	
813410	Civic & social organizations .....	152	326	1 357	24	17	3	3	—	1	—	—	—	—	
8139	Business, labor, political, like organizations .....	250	1 519	6 891	44	30	9	4	—	1	—	—	—	—	
95	<b>Auxiliaries (exc corporate, subsidiary &amp; regional mgt) .....</b>	<b>(A)</b>	<b>(D)</b>	<b>(D)</b>	<b>2</b>	<b>1</b>	<b>1</b>	—	—	—	—	—	—	—	
99	<b>Unclassified establishments .....</b>	<b>29</b>	<b>144</b>	<b>734</b>	<b>34</b>	<b>33</b>	<b>1</b>	—	—	—	—	—	—	—	
<b>LINCOLN</b>															
<b>Total .....</b>		<b>3 947</b>	<b>28 439</b>	<b>124 391</b>	<b>511</b>	<b>338</b>	<b>81</b>	<b>53</b>	<b>29</b>	<b>3</b>	<b>6</b>	<b>1</b>	—	—	
11	<b>Forestry, fishing, hunting, and agriculture support .....</b>	<b>4</b>	<b>16</b>	<b>89</b>	<b>3</b>	<b>3</b>	—	—	—	—	—	—	—	—	
21	<b>Mining .....</b>	<b>846</b>	<b>10 496</b>	<b>44 990</b>	<b>14</b>	<b>4</b>	<b>1</b>	<b>4</b>	<b>2</b>	—	<b>2</b>	<b>1</b>	—	—	
212	Mining (except oil & gas) .....	(F)	(D)	(D)	5	1	1	1	—	—	1	1	—	—	
2121	Coal mining .....	(E)	(D)	(D)	1	—	—	—	—	—	—	1	—	—	
21211	Coal mining .....	(E)	(D)	(D)	1	—	—	—	—	—	—	1	—	—	
2123	Nonmetallic mineral mining & quarrying .....	(E)	(D)	(D)	4	1	1	1	—	—	1	—	—	—	
21239	Other nonmetallic mineral mining & quarrying .....	(C)	(D)	(D)	1	—	—	—	—	—	1	—	—	—	
213	Mining support activities .....	(E)	(D)	(D)	6	2	—	2	1	—	1	—	—	—	
2131	Mining support activities .....	(E)	(D)	(D)	6	2	—	2	1	—	1	—	—	—	
21311	Mining support activities .....	(E)	(D)	(D)	6	2	—	2	1	—	1	—	—	—	

See footnotes at end of table.

**Table 6. Counties—Employees, Payroll, and Establishments by Industry: 2001—Con.**

[Excludes most government employees, railroad employees, and self-employed persons. Size class 1 to 4 includes establishments with payroll, but no employees, during mid-March pay period. (D) denotes figures withheld to avoid disclosing data for individual companies; the data are included in broader industry totals. Detailed industries with 100 or more employees are shown if industry was not a (D). For explanation of terms, abbreviations, and data reliability/comparability, see introductory text]

NAICS code	Industry	Number of employees for week including March 12	Payroll (\$1,000)		Total number of establishments	Number of establishments by employment-size class									
			First quarter	Annual		1 to 4	5 to 9	10 to 19	20 to 49	50 to 99	100 to 249	250 to 499	500 to 999	1,000 or more	
<b>LINCOLN—Con.</b>															
<b>22</b>	<b>Utilities</b> .....	<b>(C)</b>	<b>(D)</b>	<b>(D)</b>	<b>8</b>	<b>4</b>	<b>2</b>	<b>—</b>	<b>1</b>	<b>—</b>	<b>1</b>	<b>—</b>	<b>—</b>	<b>—</b>	
221	Utilities .....	(C)	(D)	(D)	8	4	2	—	1	—	1	—	—	—	
2211	Elec pwr generation, transmsn & distribution ...	(C)	(D)	(D)	3	—	1	—	1	—	1	—	—	—	
22111	Electric power generation .....	(C)	(D)	(D)	1	—	—	—	—	—	1	—	—	—	
<b>23</b>	<b>Construction</b> .....	<b>333</b>	<b>2 851</b>	<b>11 795</b>	<b>98</b>	<b>80</b>	<b>8</b>	<b>6</b>	<b>4</b>	<b>—</b>	<b>—</b>	<b>—</b>	<b>—</b>	<b>—</b>	
233	Building, developing & general contracting .....	164	1 623	5 523	36	26	5	3	2	—	—	—	—	—	
2332	Residential building construction .....	(C)	(D)	(D)	29	21	5	1	2	—	—	—	—	—	
23321	Single-family housing construction .....	105	604	2 915	26	19	5	1	1	—	—	—	—	—	
233210	Single-family housing construction .....	105	604	2 915	26	19	5	1	1	—	—	—	—	—	
235	Special trade contractors .....	150	1 075	4 504	55	48	3	2	2	—	—	—	—	—	
<b>31-33</b>	<b>Manufacturing</b> .....	<b>495</b>	<b>3 772</b>	<b>17 276</b>	<b>18</b>	<b>7</b>	<b>3</b>	<b>1</b>	<b>4</b>	<b>1</b>	<b>2</b>	<b>—</b>	<b>—</b>	<b>—</b>	
325	Chemical mfg .....	(C)	(D)	(D)	2	1	—	—	—	—	1	—	—	—	
3251	Basic chemical mfg .....	(C)	(D)	(D)	1	—	—	—	—	—	1	—	—	—	
32512	Industrial gas mfg .....	(C)	(D)	(D)	1	—	—	—	—	—	1	—	—	—	
336	Transportation equipment mfg .....	(C)	(D)	(D)	1	—	—	—	—	—	1	—	—	—	
3364	Aerospace product & parts mfg .....	(C)	(D)	(D)	1	—	—	—	—	—	1	—	—	—	
33641	Aerospace product & parts mfg .....	(C)	(D)	(D)	1	—	—	—	—	—	1	—	—	—	
<b>42</b>	<b>Wholesale trade</b> .....	<b>36</b>	<b>175</b>	<b>786</b>	<b>13</b>	<b>10</b>	<b>3</b>	<b>—</b>	<b>—</b>	<b>—</b>	<b>—</b>	<b>—</b>	<b>—</b>	<b>—</b>	
<b>44-45</b>	<b>Retail trade</b> .....	<b>667</b>	<b>2 128</b>	<b>9 694</b>	<b>90</b>	<b>49</b>	<b>19</b>	<b>12</b>	<b>9</b>	<b>1</b>	<b>—</b>	<b>—</b>	<b>—</b>	<b>—</b>	
445	Food & beverage stores .....	194	442	2 123	13	7	2	—	3	1	—	—	—	—	
4451	Grocery stores .....	(C)	(D)	(D)	7	1	2	—	3	1	—	—	—	—	
44511	Grocery (except convenience) stores .....	182	428	2 040	6	1	1	—	3	1	—	—	—	—	
445110	Grocery (except convenience) stores .....	182	428	2 040	6	1	1	—	3	1	—	—	—	—	
447	Gasoline stations .....	146	443	1 787	19	6	7	5	1	—	—	—	—	—	
4471	Gasoline stations .....	146	443	1 787	19	6	7	5	1	—	—	—	—	—	
44711	Gasoline stations with convenience stores ...	106	238	975	14	5	4	5	—	—	—	—	—	—	
447110	Gasoline stations with convenience stores ...	106	238	975	14	5	4	5	—	—	—	—	—	—	
<b>48-49</b>	<b>Transportation &amp; warehousing</b> .....	<b>115</b>	<b>864</b>	<b>3 517</b>	<b>15</b>	<b>9</b>	<b>2</b>	<b>3</b>	<b>—</b>	<b>1</b>	<b>—</b>	<b>—</b>	<b>—</b>	<b>—</b>	
484	Truck transportation .....	106	833	3 376	12	7	1	3	—	1	—	—	—	—	
<b>51</b>	<b>Information</b> .....	<b>132</b>	<b>768</b>	<b>3 457</b>	<b>15</b>	<b>8</b>	<b>2</b>	<b>3</b>	<b>2</b>	<b>—</b>	<b>—</b>	<b>—</b>	<b>—</b>	<b>—</b>	
<b>52</b>	<b>Finance &amp; insurance</b> .....	<b>92</b>	<b>637</b>	<b>2 545</b>	<b>14</b>	<b>6</b>	<b>3</b>	<b>5</b>	<b>—</b>	<b>—</b>	<b>—</b>	<b>—</b>	<b>—</b>	<b>—</b>	
<b>53</b>	<b>Real estate &amp; rental &amp; leasing</b> .....	<b>16</b>	<b>37</b>	<b>184</b>	<b>11</b>	<b>10</b>	<b>1</b>	<b>—</b>	<b>—</b>	<b>—</b>	<b>—</b>	<b>—</b>	<b>—</b>	<b>—</b>	
<b>54</b>	<b>Professional, scientific &amp; technical services</b> .....	<b>84</b>	<b>461</b>	<b>2 225</b>	<b>33</b>	<b>27</b>	<b>4</b>	<b>2</b>	<b>—</b>	<b>—</b>	<b>—</b>	<b>—</b>	<b>—</b>	<b>—</b>	
<b>55</b>	<b>Management of companies &amp; enterprises</b> .....	<b>(B)</b>	<b>(D)</b>	<b>(D)</b>	<b>1</b>	<b>—</b>	<b>—</b>	<b>—</b>	<b>1</b>	<b>—</b>	<b>—</b>	<b>—</b>	<b>—</b>	<b>—</b>	
<b>56</b>	<b>Admin, support, waste mgt, remediation services</b> .....	<b>33</b>	<b>81</b>	<b>359</b>	<b>11</b>	<b>9</b>	<b>1</b>	<b>1</b>	<b>—</b>	<b>—</b>	<b>—</b>	<b>—</b>	<b>—</b>	<b>—</b>	
<b>61</b>	<b>Educational services</b> .....	<b>(A)</b>	<b>(D)</b>	<b>(D)</b>	<b>1</b>	<b>1</b>	<b>—</b>	<b>—</b>	<b>—</b>	<b>—</b>	<b>—</b>	<b>—</b>	<b>—</b>	<b>—</b>	
<b>62</b>	<b>Health care and social assistance</b> .....	<b>291</b>	<b>1 345</b>	<b>5 917</b>	<b>36</b>	<b>19</b>	<b>12</b>	<b>3</b>	<b>1</b>	<b>—</b>	<b>1</b>	<b>—</b>	<b>—</b>	<b>—</b>	
622	Hospitals .....	(C)	(D)	(D)	1	—	—	—	—	—	1	—	—	—	
6221	General medical & surgical hospitals .....	(C)	(D)	(D)	1	—	—	—	—	—	1	—	—	—	
62211	General medical & surgical hospitals .....	(C)	(D)	(D)	1	—	—	—	—	—	1	—	—	—	
<b>71</b>	<b>Arts, entertainment &amp; recreation</b> .....	<b>(B)</b>	<b>(D)</b>	<b>(D)</b>	<b>10</b>	<b>8</b>	<b>1</b>	<b>1</b>	<b>—</b>	<b>—</b>	<b>—</b>	<b>—</b>	<b>—</b>	<b>—</b>	
<b>72</b>	<b>Accommodation &amp; food services</b> .....	<b>416</b>	<b>737</b>	<b>3 762</b>	<b>68</b>	<b>40</b>	<b>13</b>	<b>10</b>	<b>5</b>	<b>—</b>	<b>—</b>	<b>—</b>	<b>—</b>	<b>—</b>	
721	Accommodation .....	122	213	1 269	22	16	2	2	2	—	—	—	—	—	
7211	Traveler accommodation .....	115	200	1 204	19	13	2	2	2	—	—	—	—	—	
72111	Hotels (exc casino hotels) & motels .....	115	200	1 204	19	13	2	2	2	—	—	—	—	—	
721110	Hotels (exc casino hotels) & motels .....	115	200	1 204	19	13	2	2	2	—	—	—	—	—	
722	Food services & drinking places .....	294	524	2 493	46	24	11	8	3	—	—	—	—	—	
7221	Full-service restaurants .....	121	263	1 176	18	9	5	3	1	—	—	—	—	—	
72211	Full-service restaurants .....	121	263	1 176	18	9	5	3	1	—	—	—	—	—	
722110	Full-service restaurants .....	121	263	1 176	18	9	5	3	1	—	—	—	—	—	
7222	Limited-service eating places .....	104	161	924	14	6	3	5	—	—	—	—	—	—	
72221	Limited-service eating places .....	104	161	924	14	6	3	5	—	—	—	—	—	—	
<b>81</b>	<b>Other services (except public administration)</b> .....	<b>99</b>	<b>430</b>	<b>2 075</b>	<b>39</b>	<b>32</b>	<b>5</b>	<b>2</b>	<b>—</b>	<b>—</b>	<b>—</b>	<b>—</b>	<b>—</b>	<b>—</b>	
<b>95</b>	<b>Auxiliaries (exc corporate, subsidiary &amp; regional mgt)</b> .....	<b>(A)</b>	<b>(D)</b>	<b>(D)</b>	<b>1</b>	<b>1</b>	<b>—</b>	<b>—</b>	<b>—</b>	<b>—</b>	<b>—</b>	<b>—</b>	<b>—</b>	<b>—</b>	
<b>99</b>	<b>Unclassified establishments</b> .....	<b>13</b>	<b>56</b>	<b>331</b>	<b>12</b>	<b>11</b>	<b>1</b>	<b>—</b>	<b>—</b>	<b>—</b>	<b>—</b>	<b>—</b>	<b>—</b>	<b>—</b>	

See footnotes at end of table.

**Table 6. Counties—Employees, Payroll, and Establishments by Industry: 2001—Con.**

[Excludes most government employees, railroad employees, and self-employed persons. Size class 1 to 4 includes establishments with payroll, but no employees, during mid-March pay period. (D) denotes figures withheld to avoid disclosing data for individual companies; the data are included in broader industry totals. Detailed industries with 100 or more employees are shown if industry was not a (D). For explanation of terms, abbreviations, and data reliability/comparability, see introductory text]

NAICS code	Industry	Number of employees for week including March 12	Payroll (\$1,000)		Total number of establishments	Number of establishments by employment-size class								
			First quarter	Annual		1 to 4	5 to 9	10 to 19	20 to 49	50 to 99	100 to 249	250 to 499	500 to 999	1,000 or more
<b>NATRONA</b>														
	<b>Total</b> .....	<b>27 774</b>	<b>178 727</b>	<b>787 578</b>	<b>2 644</b>	<b>1 452</b>	<b>558</b>	<b>346</b>	<b>191</b>	<b>63</b>	<b>26</b>	<b>7</b>	<b>—</b>	<b>1</b>
<b>11</b>	<b>Forestry, fishing, hunting, and agriculture support</b> .....	<b>(A)</b>	<b>(D)</b>	<b>(D)</b>	<b>5</b>	<b>4</b>	<b>1</b>	<b>—</b>	<b>—</b>	<b>—</b>	<b>—</b>	<b>—</b>	<b>—</b>	<b>—</b>
<b>21</b>	<b>Mining</b> .....	<b>1 558</b>	<b>16 822</b>	<b>77 796</b>	<b>121</b>	<b>65</b>	<b>23</b>	<b>15</b>	<b>12</b>	<b>3</b>	<b>3</b>	<b>—</b>	<b>—</b>	<b>—</b>
211	Oil & gas extraction .....	(E)	(D)	(D)	41	26	7	2	5	1	—	—	—	—
2111	Oil & gas extraction .....	(E)	(D)	(D)	41	26	7	2	5	1	—	—	—	—
21111	Oil & gas extraction .....	(E)	(D)	(D)	41	26	7	2	5	1	—	—	—	—
213	Mining support activities .....	1 198	12 335	58 134	74	36	15	11	7	2	3	—	—	—
2131	Mining support activities .....	1 198	12 335	58 134	74	36	15	11	7	2	3	—	—	—
21311	Mining support activities .....	1 198	12 335	58 134	74	36	15	11	7	2	3	—	—	—
213111	Drilling oil & gas wells .....	704	6 475	31 061	17	6	3	4	—	1	3	—	—	—
213112	Oil & gas operations support activities .....	470	5 722	26 459	52	27	11	6	7	1	—	—	—	—
<b>22</b>	<b>Utilities</b> .....	<b>(E)</b>	<b>(D)</b>	<b>(D)</b>	<b>9</b>	<b>6</b>	<b>—</b>	<b>1</b>	<b>—</b>	<b>1</b>	<b>—</b>	<b>1</b>	<b>—</b>	<b>—</b>
221	Utilities .....	(E)	(D)	(D)	9	6	—	1	—	1	—	1	—	—
2212	Natural gas distribution .....	(E)	(D)	(D)	3	2	—	—	—	—	—	1	—	—
22121	Natural gas distribution .....	(E)	(D)	(D)	3	2	—	—	—	—	—	1	—	—
<b>23</b>	<b>Construction</b> .....	<b>2 372</b>	<b>19 654</b>	<b>91 844</b>	<b>278</b>	<b>179</b>	<b>52</b>	<b>27</b>	<b>13</b>	<b>4</b>	<b>2</b>	<b>1</b>	<b>—</b>	<b>—</b>
233	Building, developing & general contracting .....	869	9 047	37 269	74	49	13	8	3	—	—	1	—	—
2332	Residential building construction .....	140	711	3 302	46	36	8	2	—	—	—	—	—	—
23321	Single-family housing construction .....	129	680	3 144	42	33	7	2	—	—	—	—	—	—
233210	Single-family housing construction .....	129	680	3 144	42	33	7	2	—	—	—	—	—	—
2333	Nonresidential building construction .....	725	8 322	33 910	25	10	5	6	3	—	—	1	—	—
23331	Mfg & industrial building construction .....	(F)	(D)	(D)	6	3	—	2	—	—	—	1	—	—
23332	Commercial & institutional bldg construction .....	(C)	(D)	(D)	19	7	5	4	3	—	—	—	—	—
234	Heavy construction .....	461	3 691	20 676	27	12	7	3	2	2	1	—	—	—
2341	Highway, street, bridge & tunnel construction .....	271	2 287	11 813	9	3	4	—	—	1	1	—	—	—
23411	Highway & street construction .....	271	2 287	11 813	9	3	4	—	—	1	1	—	—	—
234110	Highway & street construction .....	271	2 287	11 813	9	3	4	—	—	1	1	—	—	—
2349	Other heavy construction .....	190	1 404	8 863	18	9	3	3	2	1	—	—	—	—
23491	Water, sewer & pipeline construction .....	111	835	4 987	5	1	1	1	1	1	—	—	—	—
234910	Water, sewer & pipeline construction .....	111	835	4 987	5	1	1	1	1	1	—	—	—	—
235	Special trade contractors .....	1 042	6 916	33 899	177	118	32	16	8	2	1	—	—	—
2351	Plumbing, heating & AC contractor .....	172	1 251	5 725	35	21	8	4	2	—	—	—	—	—
23511	Plumbing, heating & AC contractor .....	172	1 251	5 725	35	21	8	4	2	—	—	—	—	—
235110	Plumbing, heating & AC contractor .....	172	1 251	5 725	35	21	8	4	2	—	—	—	—	—
2353	Electrical contractors .....	359	2 998	16 012	26	12	6	4	2	1	1	—	—	—
23531	Electrical contractors .....	359	2 998	16 012	26	12	6	4	2	1	1	—	—	—
235310	Electrical contractors .....	359	2 998	16 012	26	12	6	4	2	1	1	—	—	—
2354	Masonry, drywall, insulation, tile contractors .....	160	1 115	4 585	16	6	6	2	1	1	—	—	—	—
23542	Drywall, acoustical & insulation contractors .....	107	875	3 494	6	2	1	1	1	1	—	—	—	—
235420	Drywall, acoustical & insulation contractors .....	107	875	3 494	6	2	1	1	1	1	—	—	—	—
2359	Other special trade contractors .....	161	792	3 856	36	28	3	3	2	—	—	—	—	—
<b>31-33</b>	<b>Manufacturing</b> .....	<b>1 536</b>	<b>11 479</b>	<b>50 763</b>	<b>94</b>	<b>41</b>	<b>16</b>	<b>16</b>	<b>12</b>	<b>7</b>	<b>2</b>	<b>—</b>	<b>—</b>	<b>—</b>
324	Petroleum & coal products mfg .....	(C)	(D)	(D)	4	1	2	—	—	—	1	—	—	—
3241	Petroleum & coal products mfg .....	(C)	(D)	(D)	4	1	2	—	—	—	1	—	—	—
32411	Petroleum refineries .....	(C)	(D)	(D)	1	—	—	—	—	—	1	—	—	—
332	Fabricated metal product mfg .....	451	3 479	14 694	27	10	2	8	4	3	—	—	—	—
3323	Architectural & structural metals mfg .....	128	964	4 245	8	1	1	3	3	—	—	—	—	—
3327	Mach shops, turn prod, screw, nut, bolt mfg .....	102	826	3 520	13	7	1	4	1	—	—	—	—	—
33271	Machine shops .....	102	826	3 520	13	7	1	4	1	—	—	—	—	—
332710	Machine shops .....	102	826	3 520	13	7	1	4	1	—	—	—	—	—
3329	Other fabricated metal product mfg .....	(C)	(D)	(D)	3	1	—	—	—	2	—	—	—	—
33299	All other fabricated metal product mfg .....	(C)	(D)	(D)	3	1	—	—	—	2	—	—	—	—
333	Machinery mfg .....	(E)	(D)	(D)	7	1	3	—	1	1	1	—	—	—
3331	Ag, construction & mining machinery mfg .....	(E)	(D)	(D)	6	—	3	—	1	1	1	—	—	—
33312	Construction machinery mfg .....	(C)	(D)	(D)	1	—	—	—	—	—	1	—	—	—
33313	Mining & oil & gas field machinery mfg .....	125	1 221	5 259	4	—	2	—	1	1	—	—	—	—
333132	Oil & gas field machinery & equipment mfg .....	125	1 221	5 259	4	—	2	—	1	1	—	—	—	—
336	Transportation equipment mfg .....	188	1 157	5 195	8	2	2	1	2	1	—	—	—	—
3362	Motor vehicle body & trailer mfg .....	(C)	(D)	(D)	2	—	—	—	1	1	—	—	—	—
33621	Motor vehicle body & trailer mfg .....	(C)	(D)	(D)	2	—	—	—	1	1	—	—	—	—
<b>42</b>	<b>Wholesale trade</b> .....	<b>2 194</b>	<b>19 850</b>	<b>84 569</b>	<b>203</b>	<b>82</b>	<b>55</b>	<b>43</b>	<b>16</b>	<b>6</b>	<b>1</b>	<b>—</b>	<b>—</b>	<b>—</b>
421	Wholesale trade, durable goods .....	1 822	17 031	72 805	161	64	46	31	13	6	1	—	—	—
4211	Motor vehicle, motor vehicle pt & supply whsle .....	195	1 744	7 365	13	5	5	1	1	1	—	—	—	—
42111	Automobile & other motor vehicle whsle .....	174	1 494	6 290	8	2	4	—	1	1	—	—	—	—
421110	Automobile & other motor vehicle whsle .....	174	1 494	6 290	8	2	4	—	1	1	—	—	—	—
4218	Machinery, equipment & supplies whsle .....	1 246	12 153	51 713	88	32	23	17	10	5	1	—	—	—
42181	Const & mining (exc petroleum) equip whsle .....	333	3 990	17 237	11	3	1	4	2	—	1	—	—	—
421810	Const & mining (exc petroleum) equip whsle .....	333	3 990	17 237	11	3	1	4	2	—	1	—	—	—
42183	Industrial machinery & equipment whsle .....	681	6 103	25 903	59	23	15	12	5	4	—	—	—	—
421830	Industrial machinery & equipment whsle .....	681	6 103	25 903	59	23	15	12	5	4	—	—	—	—
42184	Industrial supplies whsle .....	173	1 633	6 786	12	3	5	1	2	1	—	—	—	—
421840	Industrial supplies whsle .....	173	1 633	6 786	12	3	5	1	2	1	—	—	—	—
422	Wholesale trade, nondurable goods .....	372	2 819	11 764	42	18	9	12	3	—	—	—	—	—
4224	Grocery & related product whsle .....	105	640	2 661	9	5	1	1	2	—	—	—	—	—

See footnotes at end of table.

**Table 6. Counties—Employees, Payroll, and Establishments by Industry: 2001—Con.**

[Excludes most government employees, railroad employees, and self-employed persons. Size class 1 to 4 includes establishments with payroll, but no employees, during mid-March pay period. (D) denotes figures withheld to avoid disclosing data for individual companies; the data are included in broader industry totals. Detailed industries with 100 or more employees are shown if industry was not a (D). For explanation of terms, abbreviations, and data reliability/comparability, see introductory text]

NAICS code	Industry	Number of employees for week including March 12	Payroll (\$1,000)		Total number of establishments	Number of establishments by employment-size class								
			First quarter	Annual		1 to 4	5 to 9	10 to 19	20 to 49	50 to 99	100 to 249	250 to 499	500 to 999	1,000 or more
<b>NATRONA—Con.</b>														
<b>44-45</b>	<b>Retail trade</b>	<b>4 278</b>	<b>19 389</b>	<b>82 073</b>	<b>384</b>	<b>169</b>	<b>126</b>	<b>49</b>	<b>21</b>	<b>11</b>	<b>7</b>	<b>1</b>		
441	Motor vehicle & parts dealers	740	4 545	21 325	71	33	17	11	7	2	1			
4411	Automobile dealers	410	2 767	12 990	26	13	4	2	4	2	1			
44111	New car dealers	345	2 487	11 559	10	1	2		4	2	1			
441110	New car dealers	345	2 487	11 559	10	1	2		4	2	1			
4412	Other motor vehicle dealers	112	523	2 860	14	8	1	3	2					
4413	Automotive parts, accessories & tire stores	218	1 255	5 475	31	12	12	6	1					
44131	Automotive parts, accessories & tire stores	137	817	3 506	20	9	7	3	1					
441310	Automotive parts, accessories & tire stores	137	817	3 506	20	9	7	3	1					
442	Furniture & home furnishing stores	140	651	2 728	19	6	10	2	1					
444	Bldg material & garden equip & supp dealers	399	2 431	9 851	28	9	10	3	4	1	1			
4441	Building material & supplies dealers	(E)	(D)	(D)	26	9	9	2	4	1	1			
44411	Home centers	(C)	(D)	(D)	2					1	1			
44419	Other building material dealers	151	1 246	4 957	17	7	5	2	3					
444190	Other building material dealers	151	1 246	4 957	17	7	5	2	3					
445	Food & beverage stores	557	2 329	9 932	34	15	12	2		3	2			
4451	Grocery stores	463	2 041	8 646	13	5	2	1		3	2			
44511	Grocery (except convenience) stores	448	2 002	8 401	9	2	2			3	2			
445110	Grocery (except convenience) stores	448	2 002	8 401	9	2	2			3	2			
446	Health & personal care stores	134	720	2 731	18	8	7	2	1					
4461	Health & personal care stores	134	720	2 731	18	8	7	2	1					
447	Gasoline stations	326	1 123	4 451	45	16	19	9		1				
4471	Gasoline stations	326	1 123	4 451	45	16	19	9		1				
44711	Gasoline stations with convenience stores	200	704	2 751	29	6	17	6						
447110	Gasoline stations with convenience stores	200	704	2 751	29	6	17	6						
44719	Other gasoline stations	126	419	1 700	16	10	2	3		1				
447190	Other gasoline stations	126	419	1 700	16	10	2	3		1				
448	Clothing & clothing accessories stores	272	933	4 130	39	16	16	5	1	1				
4481	Clothing stores	134	446	2 172	22	9	8	4	1					
451	Sporting goods, hobby, book & music stores	205	538	2 225	35	17	12	5	1					
4511	Sporting goods, hobby, musical instrument stores	153	395	1 623	23	11	6	5	1					
452	General merchandise stores	1 032	3 816	15 470	13	3		1	2	3	3	1		
4521	Department stores	836	3 166	12 660	6					3	2	1		
45211	Department stores	836	3 166	12 660	6					3	2	1		
452110	Department stores	836	3 166	12 660	6					3	2	1		
4529	Other general merchandise stores	196	650	2 810	7	3		1	2		1			
45291	Warehouse clubs & superstores	(C)	(D)	(D)	1						1			
453	Miscellaneous store retailers	252	884	3 658	42	23	11	5	3					
4532	Office supplies, stationery & gift stores	145	502	2 006	15	5	5	2	3					
454	Nonstore retailers	137	842	3 336	20	11	4	4	1					
<b>48-49</b>	<b>Transportation &amp; warehousing</b>	<b>835</b>	<b>7 455</b>	<b>32 161</b>	<b>91</b>	<b>47</b>	<b>16</b>	<b>18</b>	<b>8</b>	<b>2</b>				
484	Truck transportation	537	4 189	19 325	64	33	15	10	5	1				
4841	General freight trucking	243	1 927	8 982	29	17	7	3	1	1				
48412	General freight trucking, long-distance	218	1 772	8 214	22	13	4	3	1	1				
484121	General freight trucking, long-distance, TL	179	1 418	6 683	18	12	3	1	1	1				
4842	Specialized freight trucking	294	2 262	10 343	35	16	8	7	4					
48423	Specialized freight (exc used) trucking, LDist	165	1 330	5 889	16	6	3	4	3					
484230	Specialized freight (exc used) trucking, LDist	165	1 330	5 889	16	6	3	4	3					
486	Pipeline transportation	(C)	(D)	(D)	7	4		1	1	1				
<b>51</b>	<b>Information</b>	<b>556</b>	<b>4 074</b>	<b>15 956</b>	<b>51</b>	<b>27</b>	<b>10</b>	<b>6</b>	<b>7</b>		<b>1</b>			
511	Publishing industries	196	1 278	5 153	7	2	3	1			1			
5111	Newspaper, periodical, book, database publishers	196	1 278	5 153	7	2	3	1			1			
51111	Newspaper publishers	182	1 233	4 978	4		3				1			
511110	Newspaper publishers	182	1 233	4 978	4		3				1			
513	Broadcasting & telecommunications	260	2 627	9 864	33	18	7	4	4					
5131	Radio & television broadcasting	(C)	(D)	(D)	11	4	4	1	2					
5133	Telecommunications	110	1 369	5 902	20	14	2	3	1					
<b>52</b>	<b>Finance &amp; insurance</b>	<b>1 299</b>	<b>12 598</b>	<b>51 354</b>	<b>134</b>	<b>80</b>	<b>29</b>	<b>12</b>	<b>9</b>	<b>2</b>	<b>1</b>	<b>1</b>		
522	Credit intermediation & related activities	549	4 552	17 201	40	18	11	4	4	2	1			
5221	Depository credit intermediation	412	3 697	13 480	25	10	7	4	1	2	1			
52211	Commercial banking	362	3 337	12 090	18	7	4	3	1	2	1			
522110	Commercial banking	362	3 337	12 090	18	7	4	3	1	2	1			
5222	Nondepository credit intermediation	126	805	3 414	11	4	4		3					
523	Security, commodity contracts & like activity	171	3 279	10 515	33	20	7	4	2					
524	Insurance carriers & related activities	579	4 767	23 638	61	42	11	4	3			1		
5242	Agencies & other insurance related activities	(E)	(D)	(D)	47	32	10	3	1			1		
52421	Insurance agencies & brokerages	471	3 493	19 051	44	30	9	3	1			1		
524210	Insurance agencies & brokerages	471	3 493	19 051	44	30	9	3	1			1		

See footnotes at end of table.

**Table 6. Counties—Employees, Payroll, and Establishments by Industry: 2001—Con.**

[Excludes most government employees, railroad employees, and self-employed persons. Size class 1 to 4 includes establishments with payroll, but no employees, during mid-March pay period. (D) denotes figures withheld to avoid disclosing data for individual companies; the data are included in broader industry totals. Detailed industries with 100 or more employees are shown if industry was not a (D). For explanation of terms, abbreviations, and data reliability/comparability, see introductory text]

NAICS code	Industry	Number of employees for week including March 12	Payroll (\$1,000)		Total number of establishments	Number of establishments by employment-size class									
			First quarter	Annual		1 to 4	5 to 9	10 to 19	20 to 49	50 to 99	100 to 249	250 to 499	500 to 999	1,000 or more	
<b>NATRONA—Con.</b>															
<b>53</b>	<b>Real estate &amp; rental &amp; leasing</b>	<b>588</b>	<b>4 163</b>	<b>17 539</b>	<b>114</b>	<b>83</b>	<b>21</b>	<b>4</b>	<b>4</b>	<b>2</b>	—	—	—	—	
531	Real estate	242	951	4 204	82	66	12	2	2	—	—	—	—	—	
5311	Lessors of real estate	120	450	1 910	40	31	7	1	1	—	—	—	—	—	
532	Rental & leasing services	346	3 212	13 335	32	17	9	2	2	2	—	—	—	—	
5324	Commercial, industrial equip rental & leasing	283	2 937	12 032	17	9	2	2	2	2	—	—	—	—	
53241	Const, trans, mining equip rental & leasing	276	2 854	11 632	14	6	2	2	2	2	—	—	—	—	
532412	Const, mining, forestry equip rental & leasing	276	2 854	11 632	14	6	2	2	2	2	—	—	—	—	
<b>54</b>	<b>Professional, scientific &amp; technical services</b>	<b>1 066</b>	<b>8 096</b>	<b>39 731</b>	<b>222</b>	<b>162</b>	<b>27</b>	<b>21</b>	<b>11</b>	<b>1</b>	—	—	—	—	
541	Professional, scientific & technical services	1 066	8 096	39 731	222	162	27	21	11	1	—	—	—	—	
5411	Legal services	227	1 654	8 911	57	44	6	5	2	—	—	—	—	—	
54111	Offices of lawyers	(C)	(D)	(D)	55	43	6	4	2	—	—	—	—	—	
5412	Accounting, tax prep, bookkeep, payroll services	207	1 807	8 088	32	23	2	4	3	—	—	—	—	—	
54121	Accounting, tax prep, bookkeep, payroll services	207	1 807	8 088	32	23	2	4	3	—	—	—	—	—	
541211	Offices of certified public accountants	151	1 515	7 107	18	11	1	4	2	—	—	—	—	—	
5413	Architectural, engineering & related services	265	2 379	11 122	51	36	7	4	4	—	—	—	—	—	
54133	Engineering services	113	1 167	6 012	28	22	2	3	1	—	—	—	—	—	
541330	Engineering services	113	1 167	6 012	28	22	2	3	1	—	—	—	—	—	
5419	Oth professional, scientific, technical services	187	952	5 049	30	18	6	5	—	1	—	—	—	—	
<b>55</b>	<b>Management of companies &amp; enterprises</b>	<b>103</b>	<b>1 473</b>	<b>4 366</b>	<b>14</b>	<b>8</b>	<b>2</b>	<b>2</b>	<b>2</b>	—	—	—	—	—	
551	Management of companies & enterprises	103	1 473	4 366	14	8	2	2	2	—	—	—	—	—	
5511	Management of companies & enterprises	103	1 473	4 366	14	8	2	2	2	—	—	—	—	—	
55111	Management of companies & enterprises	103	1 473	4 366	14	8	2	2	2	—	—	—	—	—	
<b>56</b>	<b>Admin, support, waste mgt, remediation services</b>	<b>1 572</b>	<b>4 977</b>	<b>21 527</b>	<b>116</b>	<b>64</b>	<b>26</b>	<b>14</b>	<b>5</b>	<b>3</b>	<b>3</b>	<b>1</b>	—	—	
561	Administrative & support services	1 507	4 544	19 780	109	63	23	11	5	3	3	1	—	—	
5613	Employment services	377	1 277	5 966	9	4	1	—	—	2	2	—	—	—	
56132	Temporary help services	(E)	(D)	(D)	7	3	—	—	—	2	2	—	—	—	
5614	Business support services	613	1 571	6 073	21	11	5	2	1	—	1	1	—	—	
56142	Telephone call centers	(F)	(D)	(D)	4	1	1	—	—	—	1	1	—	—	
5616	Investigation & security services	132	381	1 687	8	4	1	1	1	1	—	—	—	—	
56161	Investigation, guard & armored car services	(C)	(D)	(D)	7	4	—	1	1	1	—	—	—	—	
5617	Services to buildings & dwellings	318	940	4 420	57	34	14	6	3	—	—	—	—	—	
56172	Janitorial services	226	635	2 346	27	13	7	4	3	—	—	—	—	—	
561720	Janitorial services	226	635	2 346	27	13	7	4	3	—	—	—	—	—	
<b>61</b>	<b>Educational services</b>	<b>(C)</b>	<b>(D)</b>	<b>(D)</b>	<b>21</b>	<b>10</b>	<b>8</b>	<b>1</b>	<b>2</b>	—	—	—	—	—	
611	Educational services	(C)	(D)	(D)	21	10	8	1	2	—	—	—	—	—	
<b>62</b>	<b>Health care and social assistance</b>	<b>3 929</b>	<b>26 556</b>	<b>120 943</b>	<b>230</b>	<b>107</b>	<b>57</b>	<b>32</b>	<b>24</b>	<b>5</b>	<b>3</b>	<b>1</b>	—	<b>1</b>	
621	Ambulatory health care services	1 429	11 943	56 535	161	84	40	20	13	3	1	—	—	—	
6211	Offices of physicians	492	6 189	32 267	65	33	19	7	5	1	—	—	—	—	
62111	Offices of physicians	492	6 189	32 267	65	33	19	7	5	1	—	—	—	—	
621111	Offices of physicians (exc mental health)	492	6 189	32 267	65	33	19	7	5	1	—	—	—	—	
6212	Offices of dentists	202	1 261	5 676	36	19	13	3	1	—	—	—	—	—	
62121	Offices of dentists	202	1 261	5 676	36	19	13	3	1	—	—	—	—	—	
621210	Offices of dentists	202	1 261	5 676	36	19	13	3	1	—	—	—	—	—	
6213	Offices of other health practitioners	152	837	4 101	33	20	7	6	—	—	—	—	—	—	
6214	Outpatient care centers	218	1 524	5 985	8	4	—	2	1	—	1	—	—	—	
62142	Outpatient mental health, substance abuse ctrs	200	1 366	5 294	5	2	—	1	1	—	1	—	—	—	
621420	Outpatient mental health, substance abuse ctrs	200	1 366	5 294	5	2	—	1	1	—	1	—	—	—	
6216	Home health care services	258	1 437	6 230	10	3	—	1	5	1	—	—	—	—	
62161	Home health care services	258	1 437	6 230	10	3	—	1	5	1	—	—	—	—	
621610	Home health care services	258	1 437	6 230	10	3	—	1	5	1	—	—	—	—	
622	Hospitals	(G)	(D)	(D)	1	—	—	—	—	—	—	—	—	1	
6221	General medical & surgical hospitals	(G)	(D)	(D)	1	—	—	—	—	—	—	—	—	1	
62211	General medical & surgical hospitals	(G)	(D)	(D)	1	—	—	—	—	—	—	—	—	1	
623	Nursing & residential care facilities	770	3 509	14 390	16	4	3	1	3	2	2	1	—	—	
6231	Nursing care facilities	552	2 685	11 020	5	1	—	—	1	—	2	1	—	—	
62311	Nursing care facilities	552	2 685	11 020	5	1	—	—	1	—	2	1	—	—	
623110	Nursing care facilities	552	2 685	11 020	5	1	—	—	1	—	2	1	—	—	
624	Social assistance	(F)	(D)	(D)	52	19	14	11	8	—	—	—	—	—	
6241	Individual & family services	(E)	(D)	(D)	23	8	3	9	3	—	—	—	—	—	
62419	Other individual & family services	138	576	2 501	10	3	1	4	2	—	—	—	—	—	
624190	Other individual & family services	138	576	2 501	10	3	1	4	2	—	—	—	—	—	
6244	Child day care services	184	659	2 700	20	6	10	1	3	—	—	—	—	—	
62441	Child day care services	184	659	2 700	20	6	10	1	3	—	—	—	—	—	
624410	Child day care services	184	659	2 700	20	6	10	1	3	—	—	—	—	—	
<b>71</b>	<b>Arts, entertainment &amp; recreation</b>	<b>341</b>	<b>808</b>	<b>4 435</b>	<b>46</b>	<b>29</b>	<b>6</b>	<b>7</b>	<b>3</b>	<b>1</b>	—	—	—	—	
713	Amusement, gambling & recreation industries	295	647	3 404	36	23	4	5	3	1	—	—	—	—	
7139	Other amusement & recreation industries	242	523	2 859	28	19	3	2	3	1	—	—	—	—	
71394	Fitness & recreational sports centers	151	265	1 175	10	6	1	—	2	1	—	—	—	—	
713940	Fitness & recreational sports centers	151	265	1 175	10	6	1	—	2	1	—	—	—	—	

See footnotes at end of table.

**Table 6. Counties—Employees, Payroll, and Establishments by Industry: 2001—Con.**

[Excludes most government employees, railroad employees, and self-employed persons. Size class 1 to 4 includes establishments with payroll, but no employees, during mid-March pay period. (D) denotes figures withheld to avoid disclosing data for individual companies; the data are included in broader industry totals. Detailed industries with 100 or more employees are shown if industry was not a (D). For explanation of terms, abbreviations, and data reliability/comparability, see introductory text]

NAICS code	Industry	Number of employees for week including March 12	Payroll (\$1,000)		Total number of establishments	Number of establishments by employment-size class								
			First quarter	Annual		1 to 4	5 to 9	10 to 19	20 to 49	50 to 99	100 to 249	250 to 499	500 to 999	1,000 or more
<b>NATRONA—Con.</b>														
<b>72</b>	<b>Accommodation &amp; food services</b> .....	<b>2 912</b>	<b>6 171</b>	<b>26 954</b>	<b>171</b>	<b>58</b>	<b>27</b>	<b>36</b>	<b>36</b>	<b>11</b>	<b>3</b>	—	—	—
721	Accommodation .....	501	1 077	5 115	19	9	1	3	3	1	2	—	—	—
7211	Traveler accommodation .....	494	1 066	4 919	15	6	—	3	3	1	2	—	—	—
72111	Hotels (exc casino hotels) & motels .....	494	1 066	4 919	15	6	—	3	3	1	2	—	—	—
721110	Hotels (exc casino hotels) & motels .....	494	1 066	4 919	15	6	—	3	3	1	2	—	—	—
722	Food services & drinking places .....	2 411	5 094	21 839	152	49	26	33	33	10	1	—	—	—
7221	Full-service restaurants .....	921	2 197	9 284	59	21	8	13	13	4	—	—	—	—
72211	Full-service restaurants .....	921	2 197	9 284	59	21	8	13	13	4	—	—	—	—
722110	Full-service restaurants .....	921	2 197	9 284	59	21	8	13	13	4	—	—	—	—
7222	Limited-service eating places .....	1 292	2 475	10 726	68	18	12	13	18	6	1	—	—	—
72221	Limited-service eating places .....	1 292	2 475	10 726	68	18	12	13	18	6	1	—	—	—
722211	Limited-service restaurants .....	1 148	2 131	9 185	57	15	8	11	16	6	1	—	—	—
7224	Drinking places (alcoholic beverages) .....	146	300	1 215	19	7	5	6	1	—	—	—	—	—
72241	Drinking places (alcoholic beverages) .....	146	300	1 215	19	7	5	6	1	—	—	—	—	—
722410	Drinking places (alcoholic beverages) .....	146	300	1 215	19	7	5	6	1	—	—	—	—	—
<b>81</b>	<b>Other services (except public administration)</b> .....	<b>1 625</b>	<b>7 476</b>	<b>31 833</b>	<b>280</b>	<b>178</b>	<b>52</b>	<b>41</b>	<b>6</b>	<b>3</b>	—	—	—	—
811	Repair & maintenance .....	719	4 397	19 039	121	73	25	20	2	1	—	—	—	—
8111	Automotive repair & maintenance .....	354	1 805	8 071	65	38	15	11	1	—	—	—	—	—
81111	Automotive mechanical & electrical R&M .....	192	936	4 262	43	30	7	6	—	—	—	—	—	—
811111	General automotive repair .....	142	677	3 158	32	23	4	5	—	—	—	—	—	—
811112	Automotive body, paint, interior & glass repair .....	103	714	3 054	13	4	6	2	1	—	—	—	—	—
8113	Commercial equipment (exc auto & elec) R&M .....	278	2 193	9 401	36	21	7	6	1	1	—	—	—	—
81131	Commercial equipment (exc auto & elec) R&M .....	278	2 193	9 401	36	21	7	6	1	1	—	—	—	—
811310	Commercial equipment (exc auto & elec) R&M .....	278	2 193	9 401	36	21	7	6	1	1	—	—	—	—
812	Personal & laundry services .....	288	1 048	4 550	41	22	12	5	1	1	—	—	—	—
8121	Personal care services .....	132	371	1 587	25	15	6	3	1	—	—	—	—	—
8123	Drycleaning & laundry services .....	127	552	2 370	9	3	3	2	—	1	—	—	—	—
813	Religious, grantmaking, civic, prof & like organizations .....	618	2 031	8 244	118	83	15	16	3	1	—	—	—	—
8131	Religious organizations .....	321	813	3 248	50	29	9	10	1	1	—	—	—	—
81311	Religious organizations .....	321	813	3 248	50	29	9	10	1	1	—	—	—	—
813110	Religious organizations .....	321	813	3 248	50	29	9	10	1	1	—	—	—	—
8134	Civic & social organizations .....	162	421	1 796	18	9	3	4	2	—	—	—	—	—
81341	Civic & social organizations .....	162	421	1 796	18	9	3	4	2	—	—	—	—	—
813410	Civic & social organizations .....	162	421	1 796	18	9	3	4	2	—	—	—	—	—
8139	Business, labor, political, like organizations .....	103	639	2 478	35	30	3	2	—	—	—	—	—	—
<b>95</b>	<b>Auxiliaries (exc corporate, subsidiary &amp; regional mgt)</b> .....	<b>386</b>	<b>2 447</b>	<b>10 722</b>	<b>5</b>	<b>2</b>	<b>1</b>	—	—	<b>1</b>	—	<b>1</b>	—	—
<b>99</b>	<b>Unclassified establishments</b> .....	<b>73</b>	<b>252</b>	<b>1 516</b>	<b>55</b>	<b>51</b>	<b>3</b>	<b>1</b>	—	—	—	—	—	—
<b>NIOBRARA</b>														
	<b>Total</b> .....	<b>461</b>	<b>1 823</b>	<b>7 614</b>	<b>94</b>	<b>66</b>	<b>13</b>	<b>11</b>	<b>3</b>	<b>1</b>	—	—	—	—
<b>21</b>	<b>Mining</b> .....	(A)	(D)	(D)	<b>2</b>	—	<b>2</b>	—	—	—	—	—	—	—
<b>22</b>	<b>Utilities</b> .....	(A)	(D)	(D)	<b>2</b>	<b>1</b>	—	<b>1</b>	—	—	—	—	—	—
<b>23</b>	<b>Construction</b> .....	<b>14</b>	<b>93</b>	<b>702</b>	<b>8</b>	<b>7</b>	<b>1</b>	—	—	—	—	—	—	—
<b>31-33</b>	<b>Manufacturing</b> .....	(B)	(D)	(D)	<b>3</b>	<b>1</b>	<b>1</b>	—	<b>1</b>	—	—	—	—	—
<b>42</b>	<b>Wholesale trade</b> .....	(A)	(D)	(D)	<b>4</b>	<b>3</b>	—	<b>1</b>	—	—	—	—	—	—
<b>44-45</b>	<b>Retail trade</b> .....	(B)	(D)	(D)	<b>16</b>	<b>10</b>	<b>3</b>	<b>1</b>	<b>2</b>	—	—	—	—	—
<b>48-49</b>	<b>Transportation &amp; warehousing</b> .....	(B)	(D)	(D)	<b>6</b>	<b>4</b>	<b>2</b>	—	—	—	—	—	—	—
<b>51</b>	<b>Information</b> .....	(A)	(D)	(D)	<b>1</b>	<b>1</b>	—	—	—	—	—	—	—	—
<b>52</b>	<b>Finance &amp; insurance</b> .....	<b>21</b>	<b>165</b>	<b>569</b>	<b>5</b>	<b>3</b>	<b>1</b>	<b>1</b>	—	—	—	—	—	—
<b>53</b>	<b>Real estate &amp; rental &amp; leasing</b> .....	(A)	(D)	(D)	<b>1</b>	<b>1</b>	—	—	—	—	—	—	—	—
<b>54</b>	<b>Professional, scientific &amp; technical services</b> .....	<b>16</b>	<b>67</b>	<b>265</b>	<b>10</b>	<b>10</b>	—	—	—	—	—	—	—	—
<b>56</b>	<b>Admin, support, waste mgt, remediation services</b> .....	(A)	(D)	(D)	<b>1</b>	<b>1</b>	—	—	—	—	—	—	—	—
<b>61</b>	<b>Educational services</b> .....	(A)	(D)	(D)	<b>1</b>	<b>1</b>	—	—	—	—	—	—	—	—
<b>62</b>	<b>Health care and social assistance</b> .....	<b>95</b>	<b>389</b>	<b>1 594</b>	<b>9</b>	<b>4</b>	<b>2</b>	<b>2</b>	—	<b>1</b>	—	—	—	—
<b>71</b>	<b>Arts, entertainment &amp; recreation</b> .....	(A)	(D)	(D)	<b>1</b>	<b>1</b>	—	—	—	—	—	—	—	—
<b>72</b>	<b>Accommodation &amp; food services</b> .....	<b>92</b>	<b>148</b>	<b>740</b>	<b>15</b>	<b>9</b>	<b>1</b>	<b>5</b>	—	—	—	—	—	—
<b>81</b>	<b>Other services (except public administration)</b> .....	<b>10</b>	<b>28</b>	<b>99</b>	<b>8</b>	<b>8</b>	—	—	—	—	—	—	—	—
<b>99</b>	<b>Unclassified establishments</b> .....	(A)	(D)	(D)	<b>1</b>	<b>1</b>	—	—	—	—	—	—	—	—

See footnotes at end of table.

**Table 6. Counties—Employees, Payroll, and Establishments by Industry: 2001—Con.**

[Excludes most government employees, railroad employees, and self-employed persons. Size class 1 to 4 includes establishments with payroll, but no employees, during mid-March pay period. (D) denotes figures withheld to avoid disclosing data for individual companies; the data are included in broader industry totals. Detailed industries with 100 or more employees are shown if industry was not a (D). For explanation of terms, abbreviations, and data reliability/comparability, see introductory text]

NAICS code	Industry	Number of employees for week including March 12	Payroll (\$1,000)		Total number of establishments	Number of establishments by employment-size class									
			First quarter	Annual		1 to 4	5 to 9	10 to 19	20 to 49	50 to 99	100 to 249	250 to 499	500 to 999	1,000 or more	
	<b>PARK</b>														
	<b>Total</b> .....	<b>9 002</b>	<b>45 879</b>	<b>205 404</b>	<b>1 162</b>	<b>741</b>	<b>219</b>	<b>110</b>	<b>72</b>	<b>12</b>	<b>4</b>	<b>3</b>	<b>1</b>	<b>-</b>	
<b>11</b>	<b>Forestry, fishing, hunting, and agriculture support</b> .....	<b>20</b>	<b>83</b>	<b>432</b>	<b>4</b>	<b>2</b>	<b>1</b>	<b>1</b>	<b>-</b>	<b>-</b>	<b>-</b>	<b>-</b>	<b>-</b>	<b>-</b>	
<b>21</b>	<b>Mining</b> .....	<b>199</b>	<b>2 159</b>	<b>8 149</b>	<b>22</b>	<b>13</b>	<b>3</b>	<b>2</b>	<b>4</b>	<b>-</b>	<b>-</b>	<b>-</b>	<b>-</b>	<b>-</b>	
211	Oil & gas extraction .....	125	1 634	5 820	12	7	2	1	2	-	-	-	-	-	
2111	Oil & gas extraction .....	125	1 634	5 820	12	7	2	1	2	-	-	-	-	-	
21111	Oil & gas extraction .....	125	1 634	5 820	12	7	2	1	2	-	-	-	-	-	
<b>22</b>	<b>Utilities</b> .....	<b>56</b>	<b>571</b>	<b>2 604</b>	<b>6</b>	<b>2</b>	<b>2</b>	<b>1</b>	<b>1</b>	<b>-</b>	<b>-</b>	<b>-</b>	<b>-</b>	<b>-</b>	
<b>23</b>	<b>Construction</b> .....	<b>867</b>	<b>4 509</b>	<b>22 377</b>	<b>180</b>	<b>125</b>	<b>28</b>	<b>16</b>	<b>11</b>	<b>-</b>	<b>-</b>	<b>-</b>	<b>-</b>	<b>-</b>	
233	Building, developing & general contracting .....	227	1 053	4 342	56	37	14	4	1	-	-	-	-	-	
2332	Residential building construction .....	(C)	(D)	(D)	46	32	12	2	-	-	-	-	-	-	
23321	Single-family housing construction .....	155	695	2 750	45	32	11	2	-	-	-	-	-	-	
233210	Single-family housing construction .....	155	695	2 750	45	32	11	2	-	-	-	-	-	-	
234	Heavy construction .....	191	1 145	6 288	18	9	1	3	5	-	-	-	-	-	
2349	Other heavy construction .....	174	1 043	5 342	13	5	1	2	5	-	-	-	-	-	
235	Special trade contractors .....	449	2 311	11 747	106	79	13	9	5	-	-	-	-	-	
2351	Plumbing, heating & AC contractor .....	126	753	3 605	24	17	2	4	1	-	-	-	-	-	
23511	Plumbing, heating & AC contractor .....	126	753	3 605	24	17	2	4	1	-	-	-	-	-	
235110	Plumbing, heating & AC contractor .....	126	753	3 605	24	17	2	4	1	-	-	-	-	-	
<b>31-33</b>	<b>Manufacturing</b> .....	<b>588</b>	<b>3 610</b>	<b>15 637</b>	<b>56</b>	<b>36</b>	<b>7</b>	<b>5</b>	<b>6</b>	<b>1</b>	<b>1</b>	<b>-</b>	<b>-</b>	<b>-</b>	
326	Plastics & rubber products mfg .....	(C)	(D)	(D)	1	-	-	-	-	-	1	-	-	-	
3261	Plastics product mfg .....	(C)	(D)	(D)	1	-	-	-	-	-	1	-	-	-	
32619	Other plastics product mfg .....	(C)	(D)	(D)	1	-	-	-	-	-	1	-	-	-	
<b>42</b>	<b>Wholesale trade</b> .....	<b>320</b>	<b>3 997</b>	<b>12 762</b>	<b>38</b>	<b>21</b>	<b>7</b>	<b>8</b>	<b>1</b>	<b>-</b>	<b>1</b>	<b>-</b>	<b>-</b>	<b>-</b>	
422	Wholesale trade, nondurable goods .....	227	3 471	10 534	23	12	5	5	-	-	1	-	-	-	
4227	Petroleum & petroleum products whsle .....	(C)	(D)	(D)	8	4	2	1	-	-	1	-	-	-	
42271	Petroleum bulk stations & terminals .....	(C)	(D)	(D)	8	4	2	1	-	-	1	-	-	-	
<b>44-45</b>	<b>Retail trade</b> .....	<b>1 844</b>	<b>7 109</b>	<b>30 774</b>	<b>187</b>	<b>99</b>	<b>59</b>	<b>12</b>	<b>11</b>	<b>5</b>	<b>-</b>	<b>1</b>	<b>-</b>	<b>-</b>	
441	Motor vehicle & parts dealers .....	192	1 107	5 330	24	9	10	3	2	-	-	-	-	-	
4411	Automobile dealers .....	114	741	3 583	8	2	2	2	2	-	-	-	-	-	
44111	New car dealers .....	101	671	3 053	5	1	-	2	2	-	-	-	-	-	
441110	New car dealers .....	101	671	3 053	5	1	-	2	2	-	-	-	-	-	
444	Bldg material & garden equip & supp dealers .....	179	999	4 876	26	12	10	3	1	-	-	-	-	-	
445	Food & beverage stores .....	394	1 332	5 868	16	5	5	-	2	4	-	-	-	-	
4451	Grocery stores .....	(E)	(D)	(D)	6	2	-	-	-	4	-	-	-	-	
44511	Grocery (except convenience) stores .....	281	1 071	4 442	5	1	-	-	-	4	-	-	-	-	
445110	Grocery (except convenience) stores .....	281	1 071	4 442	5	1	-	-	-	4	-	-	-	-	
447	Gasoline stations .....	164	530	1 537	25	12	8	4	1	-	-	-	-	-	
4471	Gasoline stations .....	164	530	1 537	25	12	8	4	1	-	-	-	-	-	
44711	Gasoline stations with convenience stores .....	107	373	1 002	14	5	5	3	1	-	-	-	-	-	
447110	Gasoline stations with convenience stores .....	107	373	1 002	14	5	5	3	1	-	-	-	-	-	
448	Clothing & clothing accessories stores .....	131	372	1 620	16	8	5	1	1	1	-	-	-	-	
4481	Clothing stores .....	114	338	1 446	11	5	3	1	1	1	-	-	-	-	
452	General merchandise stores .....	475	1 782	6 939	4	-	1	-	2	-	-	1	-	-	
4521	Department stores .....	(E)	(D)	(D)	2	-	-	-	1	-	-	1	-	-	
45211	Department stores .....	(E)	(D)	(D)	2	-	-	-	1	-	-	1	-	-	
<b>48-49</b>	<b>Transportation &amp; warehousing</b> .....	<b>212</b>	<b>1 073</b>	<b>5 497</b>	<b>27</b>	<b>13</b>	<b>4</b>	<b>7</b>	<b>3</b>	<b>-</b>	<b>-</b>	<b>-</b>	<b>-</b>	<b>-</b>	
484	Truck transportation .....	134	716	3 343	16	7	2	5	2	-	-	-	-	-	
<b>51</b>	<b>Information</b> .....	<b>172</b>	<b>873</b>	<b>3 464</b>	<b>20</b>	<b>10</b>	<b>3</b>	<b>4</b>	<b>3</b>	<b>-</b>	<b>-</b>	<b>-</b>	<b>-</b>	<b>-</b>	
<b>52</b>	<b>Finance &amp; insurance</b> .....	<b>345</b>	<b>2 489</b>	<b>10 211</b>	<b>45</b>	<b>28</b>	<b>11</b>	<b>2</b>	<b>2</b>	<b>2</b>	<b>-</b>	<b>-</b>	<b>-</b>	<b>-</b>	
522	Credit intermediation & related activities .....	271	1 915	7 940	20	9	6	1	2	2	-	-	-	-	
5221	Depository credit intermediation .....	(E)	(D)	(D)	18	8	5	1	2	2	-	-	-	-	
52211	Commercial banking .....	216	1 675	6 936	11	5	2	1	1	2	-	-	-	-	
522110	Commercial banking .....	216	1 675	6 936	11	5	2	1	1	2	-	-	-	-	
<b>53</b>	<b>Real estate &amp; rental &amp; leasing</b> .....	<b>114</b>	<b>408</b>	<b>1 867</b>	<b>46</b>	<b>44</b>	<b>-</b>	<b>2</b>	<b>-</b>	<b>-</b>	<b>-</b>	<b>-</b>	<b>-</b>	<b>-</b>	
<b>54</b>	<b>Professional, scientific &amp; technical services</b> .....	<b>312</b>	<b>1 599</b>	<b>7 545</b>	<b>86</b>	<b>62</b>	<b>18</b>	<b>6</b>	<b>-</b>	<b>-</b>	<b>-</b>	<b>-</b>	<b>-</b>	<b>-</b>	
541	Professional, scientific & technical services .....	312	1 599	7 545	86	62	18	6	-	-	-	-	-	-	
<b>55</b>	<b>Management of companies &amp; enterprises</b> .....	<b>(E)</b>	<b>(D)</b>	<b>(D)</b>	<b>4</b>	<b>3</b>	<b>-</b>	<b>-</b>	<b>-</b>	<b>-</b>	<b>-</b>	<b>1</b>	<b>-</b>	<b>-</b>	
551	Management of companies & enterprises .....	(E)	(D)	(D)	4	3	-	-	-	-	-	1	-	-	
5511	Management of companies & enterprises .....	(E)	(D)	(D)	4	3	-	-	-	-	-	1	-	-	
55111	Management of companies & enterprises .....	(E)	(D)	(D)	4	3	-	-	-	-	-	1	-	-	
<b>56</b>	<b>Admin, support, waste mgt, remediation services</b> .....	<b>174</b>	<b>659</b>	<b>2 864</b>	<b>36</b>	<b>22</b>	<b>9</b>	<b>4</b>	<b>1</b>	<b>-</b>	<b>-</b>	<b>-</b>	<b>-</b>	<b>-</b>	
561	Administrative & support services .....	(C)	(D)	(D)	33	21	7	4	1	-	-	-	-	-	
<b>61</b>	<b>Educational services</b> .....	<b>(A)</b>	<b>(D)</b>	<b>(D)</b>	<b>6</b>	<b>5</b>	<b>1</b>	<b>-</b>	<b>-</b>	<b>-</b>	<b>-</b>	<b>-</b>	<b>-</b>	<b>-</b>	

See footnotes at end of table.

**Table 6. Counties—Employees, Payroll, and Establishments by Industry: 2001—Con.**

[Excludes most government employees, railroad employees, and self-employed persons. Size class 1 to 4 includes establishments with payroll, but no employees, during mid-March pay period. (D) denotes figures withheld to avoid disclosing data for individual companies; the data are included in broader industry totals. Detailed industries with 100 or more employees are shown if industry was not a (D). For explanation of terms, abbreviations, and data reliability/comparability, see introductory text]

NAICS code	Industry	Number of employees for week including March 12	Payroll (\$1,000)		Total number of establishments	Number of establishments by employment-size class									
			First quarter	Annual		1 to 4	5 to 9	10 to 19	20 to 49	50 to 99	100 to 249	250 to 499	500 to 999	1,000 or more	
<b>PARK—Con.</b>															
<b>62</b>	<b>Health care and social assistance</b> .....	<b>1 350</b>	<b>7 951</b>	<b>35 868</b>	<b>84</b>	<b>47</b>	<b>20</b>	<b>10</b>	<b>5</b>	—	—	—	<b>1</b>	<b>1</b>	—
621	Ambulatory health care services .....	333	2 513	12 841	58	32	17	7	2	—	—	—	—	—	—
6211	Offices of physicians .....	142	1 527	8 538	26	15	8	2	1	—	—	—	—	—	—
62111	Offices of physicians .....	142	1 527	8 538	26	15	8	2	1	—	—	—	—	—	—
621111	Offices of physicians (exc mental health) ...	142	1 527	8 538	26	15	8	2	1	—	—	—	—	—	—
622	Hospitals .....	(F)	(D)	(D)	2	—	—	—	—	—	—	—	<b>1</b>	<b>1</b>	—
6221	General medical & surgical hospitals .....	(F)	(D)	(D)	2	—	—	—	—	—	—	—	<b>1</b>	<b>1</b>	—
62211	General medical & surgical hospitals .....	(F)	(D)	(D)	2	—	—	—	—	—	—	—	<b>1</b>	<b>1</b>	—
<b>71</b>	<b>Arts, entertainment &amp; recreation</b> .....	<b>235</b>	<b>1 085</b>	<b>5 434</b>	<b>39</b>	<b>32</b>	<b>3</b>	<b>3</b>	—	—	<b>1</b>	—	—	—	—
712	Museums, historical sites & like institutions .....	(C)	(D)	(D)	3	2	—	—	—	—	<b>1</b>	—	—	—	—
7121	Museums, historical sites & like institutions .....	(C)	(D)	(D)	3	2	—	—	—	—	<b>1</b>	—	—	—	—
71211	Museums .....	(C)	(D)	(D)	2	1	—	—	—	—	<b>1</b>	—	—	—	—
<b>72</b>	<b>Accommodation &amp; food services</b> .....	<b>1 483</b>	<b>4 330</b>	<b>23 760</b>	<b>130</b>	<b>63</b>	<b>19</b>	<b>22</b>	<b>21</b>	<b>4</b>	<b>1</b>	—	—	—	—
721	Accommodation .....	735	2 860	16 072	60	37	7	5	6	4	1	—	—	—	—
7211	Traveler accommodation .....	714	2 772	15 231	47	26	5	5	6	4	1	—	—	—	—
72111	Hotels (exc casino hotels) & motels .....	703	2 742	14 929	40	20	4	5	6	4	1	—	—	—	—
721110	Hotels (exc casino hotels) & motels .....	703	2 742	14 929	40	20	4	5	6	4	1	—	—	—	—
722	Food services & drinking places .....	748	1 470	7 688	70	26	12	17	15	—	—	—	—	—	—
7221	Full-service restaurants .....	337	715	3 926	28	11	2	6	9	—	—	—	—	—	—
72211	Full-service restaurants .....	337	715	3 926	28	11	2	6	9	—	—	—	—	—	—
722110	Full-service restaurants .....	337	715	3 926	28	11	2	6	9	—	—	—	—	—	—
7222	Limited-service eating places .....	344	629	3 226	31	10	8	7	6	—	—	—	—	—	—
72221	Limited-service eating places .....	344	629	3 226	31	10	8	7	6	—	—	—	—	—	—
722211	Limited-service restaurants .....	324	614	3 140	26	7	7	6	6	—	—	—	—	—	—
<b>81</b>	<b>Other services (except public administration)</b> .....	<b>376</b>	<b>1 450</b>	<b>6 442</b>	<b>107</b>	<b>79</b>	<b>21</b>	<b>4</b>	<b>3</b>	—	—	—	—	—	—
811	Repair & maintenance .....	157	855	3 709	42	33	5	2	2	—	—	—	—	—	—
8111	Automotive repair & maintenance .....	108	442	1 972	30	23	4	2	1	—	—	—	—	—	—
813	Religious, grantmaking, civic, prof & like organizations .....	175	495	2 201	44	28	13	2	1	—	—	—	—	—	—
<b>95</b>	<b>Auxiliaries (exc corporate, subsidiary &amp; regional mgt)</b> .....	<b>(A)</b>	<b>(D)</b>	<b>(D)</b>	<b>3</b>	<b>2</b>	<b>1</b>	—	—	—	—	—	—	—	—
<b>99</b>	<b>Unclassified establishments</b> .....	<b>58</b>	<b>197</b>	<b>1 048</b>	<b>36</b>	<b>33</b>	<b>2</b>	<b>1</b>	—	—	—	—	—	—	—
<b>PLATTE</b>															
	<b>Total</b> .....	<b>2 132</b>	<b>12 674</b>	<b>53 241</b>	<b>285</b>	<b>180</b>	<b>48</b>	<b>38</b>	<b>16</b>	<b>1</b>	<b>1</b>	<b>1</b>	—	—	—
<b>11</b>	<b>Forestry, fishing, hunting, and agriculture support</b> .....	<b>(A)</b>	<b>(D)</b>	<b>(D)</b>	<b>3</b>	<b>3</b>	—	—	—	—	—	—	—	—	—
<b>21</b>	<b>Mining</b> .....	<b>(B)</b>	<b>(D)</b>	<b>(D)</b>	<b>3</b>	—	<b>1</b>	<b>1</b>	<b>1</b>	—	—	—	—	—	—
<b>22</b>	<b>Utilities</b> .....	<b>(E)</b>	<b>(D)</b>	<b>(D)</b>	<b>4</b>	<b>2</b>	—	<b>1</b>	—	—	—	<b>1</b>	—	—	—
221	Utilities .....	(E)	(D)	(D)	4	2	—	1	—	—	—	1	—	—	—
2211	Elec pwr generation, transmnsn & distribution ...	(E)	(D)	(D)	2	—	—	1	—	—	—	1	—	—	—
22111	Electric power generation .....	(E)	(D)	(D)	1	—	—	—	—	—	—	1	—	—	—
<b>23</b>	<b>Construction</b> .....	<b>69</b>	<b>313</b>	<b>1 986</b>	<b>28</b>	<b>23</b>	<b>2</b>	<b>3</b>	—	—	—	—	—	—	—
<b>31-33</b>	<b>Manufacturing</b> .....	<b>133</b>	<b>588</b>	<b>2 326</b>	<b>14</b>	<b>6</b>	<b>4</b>	<b>3</b>	—	<b>1</b>	—	—	—	—	—
<b>42</b>	<b>Wholesale trade</b> .....	<b>58</b>	<b>322</b>	<b>1 430</b>	<b>8</b>	<b>4</b>	<b>1</b>	<b>3</b>	—	—	—	—	—	—	—
<b>44-45</b>	<b>Retail trade</b> .....	<b>358</b>	<b>1 397</b>	<b>6 054</b>	<b>43</b>	<b>25</b>	<b>6</b>	<b>4</b>	<b>8</b>	—	—	—	—	—	—
<b>48-49</b>	<b>Transportation &amp; warehousing</b> .....	<b>57</b>	<b>340</b>	<b>1 566</b>	<b>9</b>	<b>6</b>	<b>2</b>	—	<b>1</b>	—	—	—	—	—	—
<b>51</b>	<b>Information</b> .....	<b>(B)</b>	<b>(D)</b>	<b>(D)</b>	<b>7</b>	<b>5</b>	<b>1</b>	<b>1</b>	—	—	—	—	—	—	—
<b>52</b>	<b>Finance &amp; insurance</b> .....	<b>93</b>	<b>545</b>	<b>2 296</b>	<b>12</b>	<b>6</b>	<b>3</b>	<b>2</b>	<b>1</b>	—	—	—	—	—	—
<b>53</b>	<b>Real estate &amp; rental &amp; leasing</b> .....	<b>20</b>	<b>59</b>	<b>243</b>	<b>11</b>	<b>10</b>	<b>1</b>	—	—	—	—	—	—	—	—
<b>54</b>	<b>Professional, scientific &amp; technical services</b> .....	<b>55</b>	<b>204</b>	<b>888</b>	<b>21</b>	<b>18</b>	<b>2</b>	<b>1</b>	—	—	—	—	—	—	—
<b>56</b>	<b>Admin, support, waste mgt, remediation services</b> .....	<b>(B)</b>	<b>(D)</b>	<b>(D)</b>	<b>10</b>	<b>8</b>	<b>2</b>	—	—	—	—	—	—	—	—
<b>62</b>	<b>Health care and social assistance</b> .....	<b>346</b>	<b>2 014</b>	<b>8 111</b>	<b>19</b>	<b>5</b>	<b>7</b>	<b>5</b>	<b>1</b>	—	<b>1</b>	—	—	—	—
622	Hospitals .....	(C)	(D)	(D)	1	—	—	—	—	—	1	—	—	—	—
6221	General medical & surgical hospitals .....	(C)	(D)	(D)	1	—	—	—	—	—	1	—	—	—	—
62211	General medical & surgical hospitals .....	(C)	(D)	(D)	1	—	—	—	—	—	1	—	—	—	—
<b>71</b>	<b>Arts, entertainment &amp; recreation</b> .....	<b>(B)</b>	<b>(D)</b>	<b>(D)</b>	<b>4</b>	<b>3</b>	—	<b>1</b>	—	—	—	—	—	—	—
<b>72</b>	<b>Accommodation &amp; food services</b> .....	<b>327</b>	<b>546</b>	<b>2 873</b>	<b>39</b>	<b>16</b>	<b>9</b>	<b>10</b>	<b>4</b>	—	—	—	—	—	—
722	Food services & drinking places .....	248	391	2 057	30	11	7	9	3	—	—	—	—	—	—
7222	Limited-service eating places .....	132	206	1 044	11	3	—	6	2	—	—	—	—	—	—
72221	Limited-service eating places .....	132	206	1 044	11	3	—	6	2	—	—	—	—	—	—
<b>81</b>	<b>Other services (except public administration)</b> .....	<b>116</b>	<b>261</b>	<b>1 139</b>	<b>37</b>	<b>29</b>	<b>6</b>	<b>2</b>	—	—	—	—	—	—	—
<b>95</b>	<b>Auxiliaries (exc corporate, subsidiary &amp; regional mgt)</b> .....	<b>(A)</b>	<b>(D)</b>	<b>(D)</b>	<b>1</b>	—	—	<b>1</b>	—	—	—	—	—	—	—
<b>99</b>	<b>Unclassified establishments</b> .....	<b>(A)</b>	<b>(D)</b>	<b>(D)</b>	<b>12</b>	<b>11</b>	<b>1</b>	—	—	—	—	—	—	—	—

See footnotes at end of table.

**Table 6. Counties—Employees, Payroll, and Establishments by Industry: 2001—Con.**

[Excludes most government employees, railroad employees, and self-employed persons. Size class 1 to 4 includes establishments with payroll, but no employees, during mid-March pay period. (D) denotes figures withheld to avoid disclosing data for individual companies; the data are included in broader industry totals. Detailed industries with 100 or more employees are shown if industry was not a (D). For explanation of terms, abbreviations, and data reliability/comparability, see introductory text]

NAICS code	Industry	Number of employees for week including March 12	Payroll (\$1,000)		Total number of establishments	Number of establishments by employment-size class									
			First quarter	Annual		1 to 4	5 to 9	10 to 19	20 to 49	50 to 99	100 to 249	250 to 499	500 to 999	1,000 or more	
<b>SHERIDAN</b>															
	<b>Total</b> .....	<b>8 959</b>	<b>47 499</b>	<b>210 773</b>	<b>1 110</b>	<b>664</b>	<b>230</b>	<b>128</b>	<b>68</b>	<b>10</b>	<b>7</b>	<b>3</b>	-	-	
<b>11</b>	<b>Forestry, fishing, hunting, and agriculture support</b> .....	<b>15</b>	<b>60</b>	<b>185</b>	<b>8</b>	<b>7</b>	-	<b>1</b>	-	-	-	-	-	-	
<b>21</b>	<b>Mining</b> .....	<b>72</b>	<b>476</b>	<b>4 511</b>	<b>22</b>	<b>16</b>	<b>3</b>	<b>3</b>	-	-	-	-	-	-	
<b>22</b>	<b>Utilities</b> .....	<b>(B)</b>	<b>(D)</b>	<b>(D)</b>	<b>5</b>	<b>3</b>	-	<b>1</b>	<b>1</b>	-	-	-	-	-	
<b>23</b>	<b>Construction</b> .....	<b>888</b>	<b>4 987</b>	<b>23 885</b>	<b>160</b>	<b>95</b>	<b>37</b>	<b>20</b>	<b>7</b>	<b>1</b>	-	-	-	-	
233	Building, developing & general contracting .....	373	1 940	9 256	53	30	10	7	6	-	-	-	-	-	
2332	Residential building construction .....	(E)	(D)	(D)	44	25	10	6	3	-	-	-	-	-	
23321	Single-family housing construction .....	(C)	(D)	(D)	43	25	10	6	2	-	-	-	-	-	
2333	Nonresidential building construction .....	(C)	(D)	(D)	8	4	-	1	3	-	-	-	-	-	
23332	Commercial & institutional bldg construction ..	121	876	4 039	7	3	-	1	3	-	-	-	-	-	
233320	Commercial & institutional bldg construction .....	121	876	4 039	7	3	-	1	3	-	-	-	-	-	
234	Heavy construction .....	119	890	3 842	17	11	4	1	-	1	-	-	-	-	
235	Special trade contractors .....	396	2 157	10 787	90	54	23	12	1	-	-	-	-	-	
2351	Plumbing, heating & AC contractor .....	112	680	2 984	15	3	7	4	1	-	-	-	-	-	
23511	Plumbing, heating & AC contractor .....	112	680	2 984	15	3	7	4	1	-	-	-	-	-	
235110	Plumbing, heating & AC contractor .....	112	680	2 984	15	3	7	4	1	-	-	-	-	-	
<b>31-33</b>	<b>Manufacturing</b> .....	<b>340</b>	<b>2 184</b>	<b>8 624</b>	<b>36</b>	<b>20</b>	<b>7</b>	<b>5</b>	<b>3</b>	<b>1</b>	-	-	-	-	
321	Wood product mfg .....	(C)	(D)	(D)	3	-	2	-	-	1	-	-	-	-	
<b>42</b>	<b>Wholesale trade</b> .....	<b>267</b>	<b>2 120</b>	<b>9 014</b>	<b>45</b>	<b>24</b>	<b>13</b>	<b>6</b>	<b>2</b>	-	-	-	-	-	
421	Wholesale trade, durable goods .....	115	884	3 477	24	12	10	2	-	-	-	-	-	-	
422	Wholesale trade, nondurable goods .....	152	1 236	5 537	21	12	3	4	2	-	-	-	-	-	
<b>44-45</b>	<b>Retail trade</b> .....	<b>1 627</b>	<b>7 024</b>	<b>30 806</b>	<b>165</b>	<b>77</b>	<b>52</b>	<b>21</b>	<b>10</b>	<b>4</b>	-	<b>1</b>	-	-	
441	Motor vehicle & parts dealers .....	268	1 771	8 018	25	10	9	2	2	2	-	-	-	-	
4411	Automobile dealers .....	202	1 458	6 730	12	5	2	1	2	2	-	-	-	-	
44111	New car dealers .....	176	1 369	6 354	5	-	-	1	2	2	-	-	-	-	
441110	New car dealers .....	176	1 369	6 354	5	-	-	1	2	2	-	-	-	-	
444	Bldg material & garden equip & supp dealers .....	116	496	2 370	18	9	6	2	1	-	-	-	-	-	
445	Food & beverage stores .....	331	1 124	4 566	20	5	6	4	4	1	-	-	-	-	
4451	Grocery stores .....	(E)	(D)	(D)	11	2	1	3	4	1	-	-	-	-	
44511	Grocery (except convenience) stores .....	266	916	3 661	8	-	1	2	4	1	-	-	-	-	
445110	Grocery (except convenience) stores .....	266	916	3 661	8	-	1	2	4	1	-	-	-	-	
447	Gasoline stations .....	122	384	1 676	17	4	9	4	-	-	-	-	-	-	
4471	Gasoline stations .....	122	384	1 676	17	4	9	4	-	-	-	-	-	-	
44711	Gasoline stations with convenience stores ...	100	287	1 272	13	2	8	3	-	-	-	-	-	-	
447110	Gasoline stations with convenience stores .	100	287	1 272	13	2	8	3	-	-	-	-	-	-	
452	General merchandise stores .....	(E)	(D)	(D)	2	-	-	-	-	1	-	1	-	-	
4521	Department stores .....	(E)	(D)	(D)	2	-	-	-	-	1	-	1	-	-	
45211	Department stores .....	(E)	(D)	(D)	2	-	-	-	-	1	-	1	-	-	
453	Miscellaneous store retailers .....	109	388	1 730	23	15	2	6	-	-	-	-	-	-	
<b>48-49</b>	<b>Transportation &amp; warehousing</b> .....	<b>254</b>	<b>1 327</b>	<b>5 908</b>	<b>28</b>	<b>18</b>	<b>6</b>	<b>-</b>	<b>3</b>	<b>1</b>	-	-	-	-	
484	Truck transportation .....	143	712	3 117	18	14	2	-	1	1	-	-	-	-	
<b>51</b>	<b>Information</b> .....	<b>187</b>	<b>1 204</b>	<b>5 001</b>	<b>23</b>	<b>11</b>	<b>6</b>	<b>4</b>	<b>2</b>	-	-	-	-	-	
<b>52</b>	<b>Finance &amp; insurance</b> .....	<b>380</b>	<b>3 536</b>	<b>13 419</b>	<b>49</b>	<b>30</b>	<b>9</b>	<b>6</b>	<b>3</b>	-	<b>1</b>	-	-	-	
522	Credit intermediation & related activities .....	250	2 004	7 451	17	8	3	3	2	-	1	-	-	-	
5221	Depository credit intermediation .....	242	1 922	6 975	11	2	3	3	2	-	1	-	-	-	
52211	Commercial banking .....	186	1 569	5 567	7	2	-	3	1	-	1	-	-	-	
522110	Commercial banking .....	186	1 569	5 567	7	2	-	3	1	-	1	-	-	-	
<b>53</b>	<b>Real estate &amp; rental &amp; leasing</b> .....	<b>165</b>	<b>682</b>	<b>3 077</b>	<b>73</b>	<b>67</b>	<b>4</b>	<b>2</b>	-	-	-	-	-	-	
531	Real estate .....	(C)	(D)	(D)	67	64	2	1	-	-	-	-	-	-	
5311	Lessors of real estate .....	104	291	1 174	54	52	2	-	-	-	-	-	-	-	
<b>54</b>	<b>Professional, scientific &amp; technical services</b> .....	<b>424</b>	<b>2 603</b>	<b>11 648</b>	<b>98</b>	<b>65</b>	<b>16</b>	<b>15</b>	<b>2</b>	-	-	-	-	-	
541	Professional, scientific & technical services .....	424	2 603	11 648	98	65	16	15	2	-	-	-	-	-	
5413	Architectural, engineering & related services ...	156	1 340	6 179	20	9	3	6	2	-	-	-	-	-	
54133	Engineering services .....	118	1 059	4 786	13	6	1	4	2	-	-	-	-	-	
541330	Engineering services .....	118	1 059	4 786	13	6	1	4	2	-	-	-	-	-	
<b>55</b>	<b>Management of companies &amp; enterprises</b> ..	<b>20</b>	<b>267</b>	<b>903</b>	<b>4</b>	<b>2</b>	<b>2</b>	-	-	-	-	-	-	-	
<b>56</b>	<b>Admin, support, waste mgt, remediation services</b> .....	<b>198</b>	<b>939</b>	<b>3 783</b>	<b>47</b>	<b>37</b>	<b>5</b>	<b>2</b>	<b>3</b>	-	-	-	-	-	
561	Administrative & support services .....	190	906	3 542	44	34	5	2	3	-	-	-	-	-	
<b>61</b>	<b>Educational services</b> .....	<b>37</b>	<b>169</b>	<b>714</b>	<b>8</b>	<b>4</b>	<b>3</b>	<b>1</b>	-	-	-	-	-	-	

See footnotes at end of table.

**Table 6. Counties—Employees, Payroll, and Establishments by Industry: 2001—Con.**

[Excludes most government employees, railroad employees, and self-employed persons. Size class 1 to 4 includes establishments with payroll, but no employees, during mid-March pay period. (D) denotes figures withheld to avoid disclosing data for individual companies; the data are included in broader industry totals. Detailed industries with 100 or more employees are shown if industry was not a (D). For explanation of terms, abbreviations, and data reliability/comparability, see introductory text]

NAICS code	Industry	Number of employees for week including March 12	Payroll (\$1,000)		Total number of establishments	Number of establishments by employment-size class									
			First quarter	Annual		1 to 4	5 to 9	10 to 19	20 to 49	50 to 99	100 to 249	250 to 499	500 to 999	1,000 or more	
<b>SHERIDAN—Con.</b>															
<b>62</b>	<b>Health care and social assistance</b> .....	<b>2 011</b>	<b>14 119</b>	<b>62 241</b>	<b>87</b>	<b>40</b>	<b>24</b>	<b>8</b>	<b>9</b>	—	<b>4</b>	<b>2</b>	—	—	
621	Ambulatory health care services .....	291	2 305	11 747	51	25	21	4	1	—	—	—	—	—	
6211	Offices of physicians .....	103	1 212	6 930	20	11	7	2	—	—	—	—	—	—	
62111	Offices of physicians .....	103	1 212	6 930	20	11	7	2	—	—	—	—	—	—	
622	Hospitals .....	(F)	(D)	(D)	3	1	—	—	—	—	—	2	—	—	
6221	General medical & surgical hospitals .....	(E)	(D)	(D)	1	—	—	—	—	—	—	1	—	—	
62211	General medical & surgical hospitals .....	(E)	(D)	(D)	1	—	—	—	—	—	—	1	—	—	
6222	Psychiatric & substance abuse hospitals .....	(E)	(D)	(D)	1	—	—	—	—	—	—	1	—	—	
62221	Psychiatric & substance abuse hospitals .....	(E)	(D)	(D)	1	—	—	—	—	—	—	1	—	—	
623	Nursing & residential care facilities .....	419	2 089	8 795	10	3	1	2	1	—	3	—	—	—	
6231	Nursing care facilities .....	(C)	(D)	(D)	2	—	—	—	—	—	2	—	—	—	
62311	Nursing care facilities .....	(C)	(D)	(D)	2	—	—	—	—	—	2	—	—	—	
6239	Other residential care facilities .....	(C)	(D)	(D)	2	—	—	1	—	—	1	—	—	—	
62399	Other residential care facilities .....	(C)	(D)	(D)	2	—	—	1	—	—	1	—	—	—	
624	Social assistance .....	(E)	(D)	(D)	23	11	2	2	7	—	1	—	—	—	
6241	Individual & family services .....	(C)	(D)	(D)	9	3	1	2	3	—	—	—	—	—	
6243	Vocational rehabilitation services .....	200	794	3 236	5	2	—	—	2	—	1	—	—	—	
62431	Vocational rehabilitation services .....	200	794	3 236	5	2	—	—	2	—	1	—	—	—	
624310	Vocational rehabilitation services .....	200	794	3 236	5	2	—	—	2	—	1	—	—	—	
<b>71</b>	<b>Arts, entertainment &amp; recreation</b> .....	<b>109</b>	<b>373</b>	<b>1 761</b>	<b>19</b>	<b>13</b>	<b>3</b>	<b>1</b>	<b>2</b>	—	—	—	—	—	
<b>72</b>	<b>Accommodation &amp; food services</b> .....	<b>1 309</b>	<b>2 748</b>	<b>14 331</b>	<b>95</b>	<b>37</b>	<b>14</b>	<b>20</b>	<b>20</b>	<b>3</b>	<b>1</b>	—	—	—	
721	Accommodation .....	317	838	4 393	29	17	4	3	4	—	1	—	—	—	
7211	Traveler accommodation .....	(E)	(D)	(D)	22	12	3	2	4	—	1	—	—	—	
72111	Hotels (exc casino hotels) & motels .....	283	720	3 202	20	10	3	2	4	—	1	—	—	—	
721110	Hotels (exc casino hotels) & motels .....	283	720	3 202	20	10	3	2	4	—	1	—	—	—	
722	Food services & drinking places .....	992	1 910	9 938	66	20	10	17	16	3	—	—	—	—	
7221	Full-service restaurants .....	420	1 005	4 520	27	6	6	8	5	2	—	—	—	—	
72211	Full-service restaurants .....	420	1 005	4 520	27	6	6	8	5	2	—	—	—	—	
722110	Full-service restaurants .....	420	1 005	4 520	27	6	6	8	5	2	—	—	—	—	
7222	Limited-service eating places .....	469	725	3 648	23	4	2	7	9	1	—	—	—	—	
72221	Limited-service eating places .....	469	725	3 648	23	4	2	7	9	1	—	—	—	—	
722211	Limited-service restaurants .....	401	654	3 219	20	4	2	5	8	1	—	—	—	—	
<b>81</b>	<b>Other services (except public administration)</b> .....	<b>558</b>	<b>1 856</b>	<b>7 738</b>	<b>103</b>	<b>65</b>	<b>24</b>	<b>12</b>	<b>1</b>	—	<b>1</b>	—	—	—	
811	Repair & maintenance .....	128	577	2 530	33	20	11	2	—	—	—	—	—	—	
8111	Automotive repair & maintenance .....	101	454	1 984	21	10	9	2	—	—	—	—	—	—	
813	Religious, grantmaking, civic, prof & like organizations .....	334	983	3 956	49	32	9	6	1	—	1	—	—	—	
8131	Religious organizations .....	122	358	1 426	21	13	4	3	1	—	—	—	—	—	
81311	Religious organizations .....	122	358	1 426	21	13	4	3	1	—	—	—	—	—	
813110	Religious organizations .....	122	358	1 426	21	13	4	3	1	—	—	—	—	—	
8134	Civic & social organizations .....	169	416	1 710	15	9	2	3	—	—	1	—	—	—	
81341	Civic & social organizations .....	169	416	1 710	15	9	2	3	—	—	1	—	—	—	
813410	Civic & social organizations .....	169	416	1 710	15	9	2	3	—	—	1	—	—	—	
<b>99</b>	<b>Unclassified establishments</b> .....	<b>(B)</b>	<b>(D)</b>	<b>(D)</b>	<b>35</b>	<b>33</b>	<b>2</b>	—	—	—	—	—	—	—	
<b>SUBLETTE</b>															
	<b>Total</b> .....	<b>1 440</b>	<b>7 566</b>	<b>37 995</b>	<b>337</b>	<b>237</b>	<b>63</b>	<b>26</b>	<b>9</b>	<b>2</b>	—	—	—	—	
<b>11</b>	<b>Forestry, fishing, hunting, and agriculture support</b> .....	<b>(A)</b>	<b>(D)</b>	<b>(D)</b>	<b>2</b>	<b>2</b>	—	—	—	—	—	—	—	—	
<b>21</b>	<b>Mining</b> .....	<b>135</b>	<b>1 079</b>	<b>5 660</b>	<b>19</b>	<b>10</b>	<b>4</b>	<b>2</b>	<b>3</b>	—	—	—	—	—	
<b>22</b>	<b>Utilities</b> .....	<b>(A)</b>	<b>(D)</b>	<b>(D)</b>	<b>2</b>	<b>1</b>	—	<b>1</b>	—	—	—	—	—	—	
<b>23</b>	<b>Construction</b> .....	<b>275</b>	<b>1 726</b>	<b>9 274</b>	<b>78</b>	<b>58</b>	<b>11</b>	<b>8</b>	<b>1</b>	—	—	—	—	—	
235	Special trade contractors .....	100	493	2 196	42	34	6	2	—	—	—	—	—	—	
31-33	Manufacturing .....	<b>85</b>	<b>390</b>	<b>1 820</b>	<b>14</b>	<b>8</b>	<b>3</b>	<b>2</b>	<b>1</b>	—	—	—	—	—	
42	Wholesale trade .....	53	653	2 402	9	5	3	—	1	—	—	—	—	—	
44-45	Retail trade .....	223	802	3 811	41	24	13	3	—	1	—	—	—	—	
48-49	Transportation & warehousing .....	(A)	(D)	(D)	11	10	1	—	—	—	—	—	—	—	
51	Information .....	(A)	(D)	(D)	5	3	2	—	—	—	—	—	—	—	
52	Finance & insurance .....	53	523	2 068	8	3	3	2	—	—	—	—	—	—	
53	Real estate & rental & leasing .....	21	119	499	9	8	1	—	—	—	—	—	—	—	
54	Professional, scientific & technical services .....	77	384	2 264	25	18	6	1	—	—	—	—	—	—	
55	Management of companies & enterprises .....	(A)	(D)	(D)	2	2	—	—	—	—	—	—	—	—	
56	Admin, support, waste mgt, remediation services .....	17	38	155	8	7	1	—	—	—	—	—	—	—	
61	Educational services .....	(A)	(D)	(D)	2	2	—	—	—	—	—	—	—	—	
62	Health care and social assistance .....	145	662	3 094	20	11	6	2	—	1	—	—	—	—	
71	Arts, entertainment & recreation .....	7	32	182	7	7	—	—	—	—	—	—	—	—	

See footnotes at end of table.

**Table 6. Counties—Employees, Payroll, and Establishments by Industry: 2001—Con.**

[Excludes most government employees, railroad employees, and self-employed persons. Size class 1 to 4 includes establishments with payroll, but no employees, during mid-March pay period. (D) denotes figures withheld to avoid disclosing data for individual companies; the data are included in broader industry totals. Detailed industries with 100 or more employees are shown if industry was not a (D). For explanation of terms, abbreviations, and data reliability/comparability, see introductory text]

NAICS code	Industry	Number of employees for week including March 12	Payroll (\$1,000)		Total number of establishments	Number of establishments by employment-size class								
			First quarter	Annual		1 to 4	5 to 9	10 to 19	20 to 49	50 to 99	100 to 249	250 to 499	500 to 999	1,000 or more
<b>SUBLETTE—Con.</b>														
<b>72</b>	<b>Accommodation &amp; food services</b> .....	<b>242</b>	<b>519</b>	<b>3 393</b>	<b>42</b>	<b>27</b>	<b>7</b>	<b>5</b>	<b>3</b>	—	—	—	—	—
722	Food services & drinking places .....	151	257	1 361	24	13	6	3	2	—	—	—	—	—
7221	Full-service restaurants .....	121	209	1 165	17	9	3	3	2	—	—	—	—	—
72211	Full-service restaurants .....	121	209	1 165	17	9	3	3	2	—	—	—	—	—
722110	Full-service restaurants .....	121	209	1 165	17	9	3	3	2	—	—	—	—	—
<b>81</b>	<b>Other services (except public administration)</b> .....	<b>46</b>	<b>145</b>	<b>787</b>	<b>20</b>	<b>18</b>	<b>2</b>	—	—	—	—	—	—	—
<b>99</b>	<b>Unclassified establishments</b> .....	<b>4</b>	<b>21</b>	<b>186</b>	<b>13</b>	<b>13</b>	—	—	—	—	—	—	—	—
<b>SWEETWATER</b>														
	<b>Total</b> .....	<b>14 006</b>	<b>117 920</b>	<b>490 663</b>	<b>1 107</b>	<b>596</b>	<b>254</b>	<b>132</b>	<b>81</b>	<b>25</b>	<b>12</b>	<b>6</b>	—	<b>1</b>
<b>11</b>	<b>Forestry, fishing, hunting, and agriculture support</b> .....	(A)	(D)	(D)	1	1	—	—	—	—	—	—	—	—
<b>21</b>	<b>Mining</b> .....	<b>3 202</b>	<b>47 663</b>	<b>184 671</b>	<b>44</b>	<b>14</b>	<b>7</b>	<b>7</b>	<b>7</b>	<b>3</b>	<b>2</b>	<b>3</b>	—	<b>1</b>
211	Oil & gas extraction .....	(C)	(D)	(D)	12	4	2	4	2	—	—	—	—	—
2111	Oil & gas extraction .....	(C)	(D)	(D)	12	4	2	4	2	—	—	—	—	—
21111	Oil & gas extraction .....	(C)	(D)	(D)	12	4	2	4	2	—	—	—	—	—
212	Mining (except oil & gas) .....	(H)	(D)	(D)	7	—	1	—	—	—	2	3	—	1
2121	Coal mining .....	(E)	(D)	(D)	2	—	—	—	—	—	1	1	—	—
21211	Coal mining .....	(E)	(D)	(D)	2	—	—	—	—	—	1	1	—	—
2123	Nonmetallic mineral mining & quarrying .....	(G)	(D)	(D)	5	—	1	—	—	—	1	2	—	1
21239	Other nonmetallic mineral mining & quarrying .....	(G)	(D)	(D)	4	—	—	—	—	—	1	2	—	1
213	Mining support activities .....	395	3 621	18 488	25	10	4	3	5	3	—	—	—	—
2131	Mining support activities .....	395	3 621	18 488	25	10	4	3	5	3	—	—	—	—
21311	Mining support activities .....	395	3 621	18 488	25	10	4	3	5	3	—	—	—	—
<b>22</b>	<b>Utilities</b> .....	<b>475</b>	<b>6 480</b>	<b>29 412</b>	<b>9</b>	<b>3</b>	—	<b>2</b>	<b>3</b>	—	—	<b>1</b>	—	—
221	Utilities .....	475	6 480	29 412	9	3	—	2	3	—	—	1	—	—
2211	Elec pwr generation, transmsn & distribution ...	(E)	(D)	(D)	4	1	—	1	1	—	—	1	—	—
22111	Electric power generation .....	(E)	(D)	(D)	1	—	—	—	—	—	—	1	—	—
<b>23</b>	<b>Construction</b> .....	<b>717</b>	<b>5 052</b>	<b>25 584</b>	<b>107</b>	<b>74</b>	<b>17</b>	<b>10</b>	<b>3</b>	<b>3</b>	—	—	—	—
233	Building, developing & general contracting .....	255	1 552	7 309	28	21	2	3	—	2	—	—	—	—
2332	Residential building construction .....	(C)	(D)	(D)	18	16	1	—	—	1	—	—	—	—
23321	Single-family housing construction .....	104	607	3 819	17	15	1	—	—	1	—	—	—	—
233210	Single-family housing construction .....	104	607	3 819	17	15	1	—	—	1	—	—	—	—
2333	Nonresidential building construction .....	(C)	(D)	(D)	8	3	1	3	—	1	—	—	—	—
23331	Mfg & industrial building construction .....	(C)	(D)	(D)	2	—	—	1	—	1	—	—	—	—
234	Heavy construction .....	201	1 672	8 895	13	4	3	3	2	1	—	—	—	—
2341	Highway, street, bridge & tunnel construction ...	(C)	(D)	(D)	5	—	1	2	1	1	—	—	—	—
23411	Highway & street construction .....	111	1 061	5 677	4	—	1	1	1	1	—	—	—	—
234110	Highway & street construction .....	111	1 061	5 677	4	—	1	1	1	1	—	—	—	—
235	Special trade contractors .....	261	1 828	9 380	66	49	12	4	1	—	—	—	—	—
2359	Other special trade contractors .....	118	873	4 856	24	17	5	1	1	—	—	—	—	—
<b>31-33</b>	<b>Manufacturing</b> .....	<b>912</b>	<b>12 867</b>	<b>52 330</b>	<b>28</b>	<b>13</b>	<b>7</b>	<b>4</b>	—	—	<b>4</b>	—	—	—
325	Chemical mfg .....	(F)	(D)	(D)	7	1	1	1	—	—	4	—	—	—
3251	Basic chemical mfg .....	(E)	(D)	(D)	5	1	1	1	—	—	2	—	—	—
32518	Other basic inorganic chemical mfg .....	(E)	(D)	(D)	3	—	—	1	—	—	2	—	—	—
3253	Pesticide, fertilizer & oth ag chemical mfg .....	(C)	(D)	(D)	1	—	—	—	—	—	1	—	—	—
32531	Fertilizer mfg .....	(C)	(D)	(D)	1	—	—	—	—	—	1	—	—	—
3256	Soap, cleaners & toilet preparation mfg .....	(C)	(D)	(D)	1	—	—	—	—	—	1	—	—	—
32561	Soap & cleaning compound mfg .....	(C)	(D)	(D)	1	—	—	—	—	—	1	—	—	—
<b>42</b>	<b>Wholesale trade</b> .....	<b>528</b>	<b>5 316</b>	<b>22 070</b>	<b>81</b>	<b>46</b>	<b>19</b>	<b>9</b>	<b>7</b>	—	—	—	—	—
421	Wholesale trade, durable goods .....	284	2 508	11 289	53	30	16	5	2	—	—	—	—	—
4218	Machinery, equipment & supplies whsle .....	212	1 984	8 890	34	18	9	5	2	—	—	—	—	—
42183	Industrial machinery & equipment whsle .....	125	1 152	5 214	20	9	6	5	—	—	—	—	—	—
421830	Industrial machinery & equipment whsle ...	125	1 152	5 214	20	9	6	5	—	—	—	—	—	—
422	Wholesale trade, nondurable goods .....	244	2 808	10 781	28	16	3	4	5	—	—	—	—	—
<b>44-45</b>	<b>Retail trade</b> .....	<b>2 346</b>	<b>9 763</b>	<b>44 290</b>	<b>200</b>	<b>80</b>	<b>75</b>	<b>21</b>	<b>17</b>	<b>4</b>	<b>2</b>	<b>1</b>	—	—
441	Motor vehicle & parts dealers .....	346	2 394	12 132	27	5	14	3	4	1	—	—	—	—
4411	Automobile dealers .....	(C)	(D)	(D)	9	1	3	1	3	1	—	—	—	—
44111	New car dealers .....	187	1 467	6 878	7	1	1	1	3	1	—	—	—	—
441110	New car dealers .....	187	1 467	6 878	7	1	1	1	3	1	—	—	—	—
444	Bldg material & garden equip & supp dealers .....	145	959	4 473	21	9	9	2	1	—	—	—	—	—
4441	Building material & supplies dealers .....	(C)	(D)	(D)	20	8	9	2	1	—	—	—	—	—
445	Food & beverage stores .....	377	1 400	5 660	18	10	4	1	—	1	2	—	—	—
4451	Grocery stores .....	(E)	(D)	(D)	5	2	—	—	—	1	2	—	—	—
44511	Grocery (except convenience) stores .....	(E)	(D)	(D)	5	2	—	—	—	1	2	—	—	—
447	Gasoline stations .....	404	1 266	6 413	38	7	17	7	6	1	—	—	—	—
4471	Gasoline stations .....	404	1 266	6 413	38	7	17	7	6	1	—	—	—	—
44711	Gasoline stations with convenience stores ...	260	714	3 127	28	4	15	5	4	—	—	—	—	—
447110	Gasoline stations with convenience stores ...	260	714	3 127	28	4	15	5	4	—	—	—	—	—
44719	Other gasoline stations .....	144	552	3 286	10	3	2	2	2	1	—	—	—	—
447190	Other gasoline stations .....	144	552	3 286	10	3	2	2	2	1	—	—	—	—
448	Clothing & clothing accessories stores .....	139	452	1 734	20	8	11	—	1	—	—	—	—	—

See footnotes at end of table.

**Table 6. Counties—Employees, Payroll, and Establishments by Industry: 2001—Con.**

[Excludes most government employees, railroad employees, and self-employed persons. Size class 1 to 4 includes establishments with payroll, but no employees, during mid-March pay period. (D) denotes figures withheld to avoid disclosing data for individual companies; the data are included in broader industry totals. Detailed industries with 100 or more employees are shown if industry was not a (D). For explanation of terms, abbreviations, and data reliability/comparability, see introductory text]

NAICS code	Industry	Number of employees for week including March 12	Payroll (\$1,000)		Total number of establishments	Number of establishments by employment-size class								
			First quarter	Annual		1 to 4	5 to 9	10 to 19	20 to 49	50 to 99	100 to 249	250 to 499	500 to 999	1,000 or more
<b>SWEETWATER—Con.</b>														
<b>44-45 Retail trade—Con.</b>														
452	General merchandise stores .....	528	1 936	8 290	9	4	1	—	2	1	—	1	—	—
4521	Department stores .....	(E)	(D)	(D)	2	—	—	—	—	1	—	1	—	—
45211	Department stores .....	(E)	(D)	(D)	2	—	—	—	—	1	—	1	—	—
453	Miscellaneous store retailers .....	123	255	1 260	17	10	4	2	1	—	—	—	—	—
<b>48-49 Transportation &amp; warehousing .....</b>														
484	Truck transportation .....	390	3 104	15 405	46	24	14	2	4	2	—	—	—	—
4841	General freight trucking .....	200	1 501	6 958	24	15	7	—	2	—	—	—	—	—
48412	General freight trucking, long-distance .....	182	1 415	6 538	16	10	4	—	2	—	—	—	—	—
4842	Specialized freight trucking .....	190	1 603	8 447	22	9	7	2	4	—	—	—	—	—
48423	Specialized freight (exc used) trucking, LDist .....	102	863	4 372	11	4	3	2	2	—	—	—	—	—
484230	Specialized freight (exc used) trucking, LDist .....	102	863	4 372	11	4	3	2	2	—	—	—	—	—
51	<b>Information .....</b>	<b>172</b>	<b>1 111</b>	<b>4 509</b>	<b>16</b>	<b>9</b>	<b>1</b>	<b>4</b>	<b>1</b>	<b>1</b>	—	—	—	—
52	<b>Finance &amp; insurance .....</b>	<b>354</b>	<b>2 733</b>	<b>11 497</b>	<b>56</b>	<b>34</b>	<b>13</b>	<b>4</b>	<b>5</b>	—	—	—	—	—
522	Credit intermediation & related activities .....	270	2 028	8 742	26	10	7	4	5	—	—	—	—	—
5221	Depository credit intermediation .....	253	1 911	7 993	21	6	6	4	5	—	—	—	—	—
52211	Commercial banking .....	193	1 573	6 559	15	5	3	3	4	—	—	—	—	—
522110	Commercial banking .....	193	1 573	6 559	15	5	3	3	4	—	—	—	—	—
53	<b>Real estate &amp; rental &amp; leasing .....</b>	<b>207</b>	<b>1 029</b>	<b>4 484</b>	<b>49</b>	<b>39</b>	<b>6</b>	<b>2</b>	<b>2</b>	—	—	—	—	—
531	Real estate .....	104	480	1 922	34	30	2	1	1	—	—	—	—	—
532	Rental & leasing services .....	103	549	2 562	15	9	4	1	1	—	—	—	—	—
54	<b>Professional, scientific &amp; technical services .....</b>	<b>262</b>	<b>1 630</b>	<b>8 122</b>	<b>67</b>	<b>48</b>	<b>12</b>	<b>5</b>	<b>2</b>	—	—	—	—	—
541	Professional, scientific & technical services .....	262	1 630	8 122	67	48	12	5	2	—	—	—	—	—
55	<b>Management of companies &amp; enterprises .....</b>	<b>108</b>	<b>1 891</b>	<b>6 468</b>	<b>4</b>	<b>1</b>	<b>1</b>	<b>1</b>	<b>—</b>	<b>1</b>	—	—	—	—
551	Management of companies & enterprises .....	108	1 891	6 468	4	1	1	1	—	1	—	—	—	—
5511	Management of companies & enterprises .....	108	1 891	6 468	4	1	1	1	—	1	—	—	—	—
55111	Management of companies & enterprises .....	108	1 891	6 468	4	1	1	1	—	1	—	—	—	—
56	<b>Admin, support, waste mgt, remediation services .....</b>	<b>446</b>	<b>1 706</b>	<b>6 735</b>	<b>39</b>	<b>23</b>	<b>6</b>	<b>6</b>	<b>1</b>	<b>2</b>	<b>1</b>	—	—	—
561	Administrative & support services .....	431	1 592	6 289	36	21	6	5	1	2	1	—	—	—
5613	Employment services .....	(C)	(D)	(D)	2	—	—	—	—	1	1	—	—	—
56132	Temporary help services .....	(C)	(D)	(D)	2	—	—	—	—	1	1	—	—	—
5614	Business support services .....	124	351	1 069	7	3	2	1	—	1	—	—	—	—
61	<b>Educational services .....</b>	<b>29</b>	<b>80</b>	<b>337</b>	<b>5</b>	<b>3</b>	<b>1</b>	<b>—</b>	<b>1</b>	—	—	—	—	—
62	<b>Health care and social assistance .....</b>	<b>1 088</b>	<b>7 302</b>	<b>30 439</b>	<b>89</b>	<b>42</b>	<b>28</b>	<b>14</b>	<b>2</b>	<b>1</b>	<b>1</b>	<b>1</b>	—	—
621	Ambulatory health care services .....	330	2 569	11 912	63	29	26	8	—	—	—	—	—	—
6211	Offices of physicians .....	107	1 483	6 965	18	6	10	2	—	—	—	—	—	—
62111	Offices of physicians .....	107	1 483	6 965	18	6	10	2	—	—	—	—	—	—
6212	Offices of dentists .....	109	510	2 405	19	8	8	3	—	—	—	—	—	—
62121	Offices of dentists .....	109	510	2 405	19	8	8	3	—	—	—	—	—	—
621210	Offices of dentists .....	109	510	2 405	19	8	8	3	—	—	—	—	—	—
622	Hospitals .....	(E)	(D)	(D)	1	—	—	—	—	—	—	1	—	—
6221	General medical & surgical hospitals .....	(E)	(D)	(D)	1	—	—	—	—	—	—	1	—	—
62211	General medical & surgical hospitals .....	(E)	(D)	(D)	1	—	—	—	—	—	—	1	—	—
623	Nursing & residential care facilities .....	219	1 200	4 713	4	1	—	1	—	1	1	—	—	—
6232	Residential mental retardation, health facil .....	(C)	(D)	(D)	1	—	—	—	—	—	1	—	—	—
62321	Residential mental retardation facilities .....	(C)	(D)	(D)	1	—	—	—	—	—	1	—	—	—
624	Social assistance .....	(C)	(D)	(D)	21	12	2	5	2	—	—	—	—	—
6241	Individual & family services .....	(C)	(D)	(D)	8	2	—	4	2	—	—	—	—	—
71	<b>Arts, entertainment &amp; recreation .....</b>	<b>137</b>	<b>313</b>	<b>1 600</b>	<b>16</b>	<b>9</b>	<b>2</b>	<b>4</b>	<b>—</b>	<b>1</b>	—	—	—	—
713	Amusement, gambling & recreation industries .....	(C)	(D)	(D)	15	9	1	4	—	1	—	—	—	—
7139	Other amusement & recreation industries .....	120	190	1 020	10	4	1	4	—	1	—	—	—	—
72	<b>Accommodation &amp; food services .....</b>	<b>1 758</b>	<b>4 360</b>	<b>20 046</b>	<b>95</b>	<b>27</b>	<b>18</b>	<b>22</b>	<b>21</b>	<b>5</b>	<b>2</b>	—	—	—
721	Accommodation .....	665	1 898	8 481	19	6	2	2	4	4	1	—	—	—
7211	Traveler accommodation .....	660	1 888	8 422	16	4	1	2	4	4	1	—	—	—
72111	Hotels (exc casino hotels) & motels .....	660	1 888	8 422	16	4	1	2	4	4	1	—	—	—
721110	Hotels (exc casino hotels) & motels .....	660	1 888	8 422	16	4	1	2	4	4	1	—	—	—
722	Food services & drinking places .....	1 093	2 462	11 565	76	21	16	20	17	1	1	—	—	—
7221	Full-service restaurants .....	523	1 148	5 141	29	5	6	8	9	1	—	—	—	—
72211	Full-service restaurants .....	523	1 148	5 141	29	5	6	8	9	1	—	—	—	—
722110	Full-service restaurants .....	523	1 148	5 141	29	5	6	8	9	1	—	—	—	—
7222	Limited-service eating places .....	477	1 125	5 528	28	6	3	10	8	—	1	—	—	—
72221	Limited-service eating places .....	477	1 125	5 528	28	6	3	10	8	—	1	—	—	—

See footnotes at end of table.

**Table 6. Counties—Employees, Payroll, and Establishments by Industry: 2001—Con.**

[Excludes most government employees, railroad employees, and self-employed persons. Size class 1 to 4 includes establishments with payroll, but no employees, during mid-March pay period. (D) denotes figures withheld to avoid disclosing data for individual companies; the data are included in broader industry totals. Detailed industries with 100 or more employees are shown if industry was not a (D). For explanation of terms, abbreviations, and data reliability/comparability, see introductory text]

NAICS code	Industry	Number of employees for week including March 12	Payroll (\$1,000)		Total number of establishments	Number of establishments by employment-size class								
			First quarter	Annual		1 to 4	5 to 9	10 to 19	20 to 49	50 to 99	100 to 249	250 to 499	500 to 999	1,000 or more
<b>SWEETWATER—Con.</b>														
<b>81</b>	<b>Other services (except public administration) .....</b>	<b>531</b>	<b>2 427</b>	<b>10 263</b>	<b>108</b>	<b>75</b>	<b>21</b>	<b>9</b>	<b>2</b>	<b>1</b>	—	—	—	—
811	Repair & maintenance .....	228	1 582	6 535	52	39	6	6	1	—	—	—	—	—
8111	Automotive repair & maintenance .....	161	945	3 836	39	31	4	3	1	—	—	—	—	—
81111	Automotive mechanical & electrical R&M .....	111	635	2 724	26	20	3	2	1	—	—	—	—	—
811111	General automotive repair .....	101	586	2 527	21	16	2	2	1	—	—	—	—	—
812	Personal & laundry services .....	106	364	1 555	18	11	5	1	1	—	—	—	—	—
813	Religious, grantmaking, civic, prof & like organizations .....	197	481	2 173	38	25	10	2	—	1	—	—	—	—
8131	Religious organizations .....	115	271	1 295	18	13	2	2	—	1	—	—	—	—
81311	Religious organizations .....	115	271	1 295	18	13	2	2	—	1	—	—	—	—
813110	Religious organizations .....	115	271	1 295	18	13	2	2	—	1	—	—	—	—
<b>95</b>	<b>Auxiliaries (exc corporate, subsidiary &amp; regional mgt) .....</b>	<b>80</b>	<b>945</b>	<b>4 007</b>	<b>4</b>	<b>1</b>	<b>1</b>	—	<b>2</b>	—	—	—	—	—
<b>99</b>	<b>Unclassified establishments .....</b>	<b>(B)</b>	<b>(D)</b>	<b>(D)</b>	<b>22</b>	<b>19</b>	<b>1</b>	<b>2</b>	—	—	—	—	—	—
<b>TETON</b>														
	<b>Total .....</b>	<b>15 045</b>	<b>94 297</b>	<b>402 598</b>	<b>1 675</b>	<b>1 057</b>	<b>274</b>	<b>189</b>	<b>121</b>	<b>21</b>	<b>7</b>	<b>4</b>	<b>1</b>	<b>1</b>
<b>11</b>	<b>Forestry, fishing, hunting, and agriculture support .....</b>	<b>(A)</b>	<b>(D)</b>	<b>(D)</b>	<b>4</b>	<b>4</b>	—	—	—	—	—	—	—	—
<b>21</b>	<b>Mining .....</b>	<b>(E)</b>	<b>(D)</b>	<b>(D)</b>	<b>3</b>	<b>2</b>	—	—	—	—	—	<b>1</b>	—	—
213	Mining support activities .....	(E)	(D)	(D)	2	1	—	—	—	—	—	1	—	—
2131	Mining support activities .....	(E)	(D)	(D)	2	1	—	—	—	—	—	1	—	—
21311	Mining support activities .....	(E)	(D)	(D)	2	1	—	—	—	—	—	1	—	—
<b>22</b>	<b>Utilities .....</b>	<b>(B)</b>	<b>(D)</b>	<b>(D)</b>	<b>1</b>	—	—	—	<b>1</b>	—	—	—	—	—
<b>23</b>	<b>Construction .....</b>	<b>2 145</b>	<b>17 019</b>	<b>78 060</b>	<b>353</b>	<b>215</b>	<b>73</b>	<b>44</b>	<b>18</b>	<b>3</b>	—	—	—	—
233	Building, developing & general contracting .....	1 130	9 611	40 821	164	88	38	27	10	1	—	—	—	—
2332	Residential building construction .....	1 015	8 350	35 946	149	78	37	24	10	—	—	—	—	—
23321	Single-family housing construction .....	958	8 012	34 323	138	73	33	22	10	—	—	—	—	—
233210	Single-family housing construction .....	958	8 012	34 323	138	73	33	22	10	—	—	—	—	—
235	Special trade contractors .....	921	6 404	30 658	180	120	34	17	8	1	—	—	—	—
2351	Plumbing, heating & AC contractor .....	195	1 507	7 274	25	12	6	4	3	—	—	—	—	—
23511	Plumbing, heating & AC contractor .....	195	1 507	7 274	25	12	6	4	3	—	—	—	—	—
235110	Plumbing, heating & AC contractor .....	195	1 507	7 274	25	12	6	4	3	—	—	—	—	—
2352	Painting & wall covering contractors .....	111	587	2 950	34	25	6	3	—	—	—	—	—	—
23521	Painting & wall covering contractors .....	111	587	2 950	34	25	6	3	—	—	—	—	—	—
235210	Painting & wall covering contractors .....	111	587	2 950	34	25	6	3	—	—	—	—	—	—
2353	Electrical contractors .....	175	1 694	7 092	23	14	3	4	2	—	—	—	—	—
23531	Electrical contractors .....	175	1 694	7 092	23	14	3	4	2	—	—	—	—	—
235310	Electrical contractors .....	175	1 694	7 092	23	14	3	4	2	—	—	—	—	—
2354	Masonry, drywall, insulation, tile contractors .....	228	1 371	6 439	36	23	9	1	2	1	—	—	—	—
23541	Masonry & stone contractors .....	118	750	3 586	16	9	6	—	—	1	—	—	—	—
235410	Masonry & stone contractors .....	118	750	3 586	16	9	6	—	—	1	—	—	—	—
<b>31-33</b>	<b>Manufacturing .....</b>	<b>275</b>	<b>1 574</b>	<b>6 092</b>	<b>33</b>	<b>24</b>	<b>4</b>	<b>3</b>	<b>1</b>	—	<b>1</b>	—	—	—
339	Miscellaneous mfg .....	(C)	(D)	(D)	3	1	1	—	—	—	1	—	—	—
3391	Medical equipment & supplies mfg .....	(C)	(D)	(D)	1	—	—	—	—	—	1	—	—	—
33911	Medical equipment & supplies mfg .....	(C)	(D)	(D)	1	—	—	—	—	—	1	—	—	—
<b>42</b>	<b>Wholesale trade .....</b>	<b>232</b>	<b>2 656</b>	<b>9 767</b>	<b>35</b>	<b>16</b>	<b>12</b>	<b>4</b>	<b>3</b>	—	—	—	—	—
422	Wholesale trade, nondurable goods .....	179	2 297	8 300	23	10	7	3	3	—	—	—	—	—
<b>44-45</b>	<b>Retail trade .....</b>	<b>1 924</b>	<b>11 392</b>	<b>49 347</b>	<b>245</b>	<b>133</b>	<b>61</b>	<b>28</b>	<b>20</b>	<b>2</b>	<b>1</b>	—	—	—
441	Motor vehicle & parts dealers .....	168	1 135	4 842	15	6	5	1	3	—	—	—	—	—
444	Bldg material & garden equip & supp dealers .....	198	1 603	6 603	26	11	8	5	2	—	—	—	—	—
4441	Building material & supplies dealers .....	181	1 528	6 129	21	7	8	4	2	—	—	—	—	—
445	Food & beverage stores .....	379	2 271	9 692	20	3	5	8	3	—	1	—	—	—
4451	Grocery stores .....	(E)	(D)	(D)	10	—	3	4	2	—	1	—	—	—
44511	Grocery (except convenience) stores .....	254	1 372	5 992	7	—	2	2	2	—	1	—	—	—
445110	Grocery (except convenience) stores .....	254	1 372	5 992	7	—	2	2	2	—	1	—	—	—
447	Gasoline stations .....	104	502	2 433	11	3	6	—	2	—	—	—	—	—
4471	Gasoline stations .....	104	502	2 433	11	3	6	—	2	—	—	—	—	—
448	Clothing & clothing accessories stores .....	350	1 675	7 367	55	38	11	1	4	1	—	—	—	—
4481	Clothing stores .....	299	1 392	6 015	41	28	7	1	4	1	—	—	—	—
44814	Family clothing stores .....	106	388	1 715	10	4	2	1	3	—	—	—	—	—
448140	Family clothing stores .....	106	388	1 715	10	4	2	1	3	—	—	—	—	—
451	Sporting goods, hobby, book & music stores .....	293	1 451	5 547	31	13	6	6	6	—	—	—	—	—
4511	Sporting goods, hobby, musical instrument stores .....	273	1 308	4 768	28	13	3	6	6	—	—	—	—	—
45111	Sporting goods stores .....	248	1 250	4 508	23	10	2	5	6	—	—	—	—	—
451110	Sporting goods stores .....	248	1 250	4 508	23	10	2	5	6	—	—	—	—	—
453	Miscellaneous store retailers .....	145	926	4 828	43	31	11	1	—	—	—	—	—	—
<b>48-49</b>	<b>Transportation &amp; warehousing .....</b>	<b>240</b>	<b>1 172</b>	<b>5 155</b>	<b>31</b>	<b>21</b>	<b>3</b>	<b>1</b>	<b>5</b>	<b>1</b>	—	—	—	—

See footnotes at end of table.

**Table 6. Counties—Employees, Payroll, and Establishments by Industry: 2001—Con.**

[Excludes most government employees, railroad employees, and self-employed persons. Size class 1 to 4 includes establishments with payroll, but no employees, during mid-March pay period. (D) denotes figures withheld to avoid disclosing data for individual companies; the data are included in broader industry totals. Detailed industries with 100 or more employees are shown if industry was not a (D). For explanation of terms, abbreviations, and data reliability/comparability, see introductory text]

NAICS code	Industry	Number of employees for week including March 12	Payroll (\$1,000)		Total number of establishments	Number of establishments by employment-size class										
			First quarter	Annual		1 to 4	5 to 9	10 to 19	20 to 49	50 to 99	100 to 249	250 to 499	500 to 999	1,000 or more		
	<b>TETON—Con.</b>															
<b>51</b>	<b>Information</b> .....	<b>301</b>	<b>2 157</b>	<b>8 795</b>	<b>32</b>	<b>19</b>	<b>2</b>	<b>7</b>	<b>3</b>	<b>1</b>	—	—	—	—	—	—
511	Publishing industries .....	144	1 049	4 412	9	4	—	2	2	1	—	—	—	—	—	—
5111	Newspaper, periodical, book, database publishers .....	(C)	(D)	(D)	7	3	—	2	1	1	—	—	—	—	—	—
<b>52</b>	<b>Finance &amp; insurance</b> .....	<b>405</b>	<b>5 650</b>	<b>18 727</b>	<b>49</b>	<b>32</b>	<b>8</b>	<b>4</b>	<b>4</b>	<b>1</b>	—	—	—	—	—	—
522	Credit intermediation & related activities .....	216	2 226	8 714	12	6	2	1	2	1	—	—	—	—	—	—
5221	Depository credit intermediation .....	210	2 178	8 436	9	3	2	1	2	1	—	—	—	—	—	—
52211	Commercial banking .....	210	2 178	8 436	9	3	2	1	2	1	—	—	—	—	—	—
522110	Commercial banking .....	210	2 178	8 436	9	3	2	1	2	1	—	—	—	—	—	—
523	Security, commodity contracts & like activity .....	(C)	(D)	(D)	23	18	1	2	2	—	—	—	—	—	—	—
5239	Other financial investment activities .....	(C)	(D)	(D)	18	14	—	2	2	—	—	—	—	—	—	—
<b>53</b>	<b>Real estate &amp; rental &amp; leasing</b> .....	<b>373</b>	<b>2 179</b>	<b>10 706</b>	<b>96</b>	<b>79</b>	<b>3</b>	<b>9</b>	<b>5</b>	—	—	—	—	—	—	—
531	Real estate .....	(E)	(D)	(D)	75	65	1	4	5	—	—	—	—	—	—	—
5313	Activities related to real estate .....	120	727	3 611	27	22	—	2	3	—	—	—	—	—	—	—
532	Rental & leasing services .....	(C)	(D)	(D)	20	13	2	5	—	—	—	—	—	—	—	—
<b>54</b>	<b>Professional, scientific &amp; technical services</b> .....	<b>812</b>	<b>7 046</b>	<b>35 791</b>	<b>197</b>	<b>146</b>	<b>24</b>	<b>23</b>	<b>3</b>	<b>1</b>	—	—	—	—	—	—
541	Professional, scientific & technical services .....	812	7 046	35 791	197	146	24	23	3	1	—	—	—	—	—	—
5411	Legal services .....	113	1 137	6 181	44	38	4	1	1	—	—	—	—	—	—	—
54111	Offices of lawyers .....	113	1 137	6 181	44	38	4	1	1	—	—	—	—	—	—	—
541110	Offices of lawyers .....	113	1 137	6 181	44	38	4	1	1	—	—	—	—	—	—	—
5413	Architectural, engineering & related services .....	273	2 570	12 505	41	22	6	12	1	—	—	—	—	—	—	—
54131	Architectural services .....	133	1 235	6 053	19	9	2	8	—	—	—	—	—	—	—	—
541310	Architectural services .....	133	1 235	6 053	19	9	2	8	—	—	—	—	—	—	—	—
5415	Computer systems design & related services .....	107	922	3 663	14	11	1	—	1	1	—	—	—	—	—	—
54151	Computer systems design & related services .....	107	922	3 663	14	11	1	—	1	1	—	—	—	—	—	—
<b>55</b>	<b>Management of companies &amp; enterprises</b> .....	<b>60</b>	<b>1 453</b>	<b>5 727</b>	<b>7</b>	<b>4</b>	<b>2</b>	—	<b>1</b>	—	—	—	—	—	—	—
<b>56</b>	<b>Admin, support, waste mgt, remediation services</b> .....	<b>847</b>	<b>5 455</b>	<b>21 169</b>	<b>103</b>	<b>72</b>	<b>15</b>	<b>7</b>	<b>6</b>	<b>1</b>	<b>2</b>	—	—	—	—	—
561	Administrative & support services .....	(F)	(D)	(D)	101	72	14	7	5	1	2	—	—	—	—	—
5613	Employment services .....	(E)	(D)	(D)	4	1	—	1	—	—	2	—	—	—	—	—
56131	Employment placement agencies .....	(C)	(D)	(D)	2	1	—	—	—	—	1	—	—	—	—	—
56132	Temporary help services .....	(C)	(D)	(D)	1	—	—	—	—	—	1	—	—	—	—	—
5617	Services to buildings & dwellings .....	248	1 048	7 692	54	41	6	4	2	1	—	—	—	—	—	—
56173	Landscaping services .....	148	640	5 672	32	25	3	2	1	1	—	—	—	—	—	—
561730	Landscaping services .....	148	640	5 672	32	25	3	2	1	1	—	—	—	—	—	—
<b>61</b>	<b>Educational services</b> .....	<b>119</b>	<b>477</b>	<b>2 819</b>	<b>15</b>	<b>11</b>	—	<b>1</b>	<b>3</b>	—	—	—	—	—	—	—
611	Educational services .....	119	477	2 819	15	11	—	1	3	—	—	—	—	—	—	—
<b>62</b>	<b>Health care and social assistance</b> .....	<b>1 092</b>	<b>7 815</b>	<b>34 380</b>	<b>96</b>	<b>61</b>	<b>21</b>	<b>8</b>	<b>4</b>	—	<b>1</b>	—	<b>1</b>	—	—	—
621	Ambulatory health care services .....	404	3 318	15 043	71	50	14	4	2	—	1	—	—	—	—	—
6211	Offices of physicians .....	236	2 139	10 140	38	26	10	1	—	—	1	—	—	—	—	—
62111	Offices of physicians .....	236	2 139	10 140	38	26	10	1	—	—	1	—	—	—	—	—
622	Hospitals .....	(F)	(D)	(D)	1	—	—	—	—	—	—	—	—	—	1	—
6221	General medical & surgical hospitals .....	(F)	(D)	(D)	1	—	—	—	—	—	—	—	—	—	1	—
62211	General medical & surgical hospitals .....	(F)	(D)	(D)	1	—	—	—	—	—	—	—	—	—	1	—
624	Social assistance .....	(C)	(D)	(D)	19	10	5	4	—	—	—	—	—	—	—	—
<b>71</b>	<b>Arts, entertainment &amp; recreation</b> .....	<b>1 576</b>	<b>6 192</b>	<b>20 128</b>	<b>64</b>	<b>45</b>	<b>5</b>	<b>8</b>	<b>4</b>	<b>1</b>	—	—	—	—	—	<b>1</b>
713	Amusement, gambling & recreation industries .....	1 494	5 663	17 560	48	32	4	7	3	1	—	—	—	—	—	1
7139	Other amusement & recreation industries .....	1 494	5 663	17 560	48	32	4	7	3	1	—	—	—	—	—	1
71392	Skiing facilities .....	(G)	(D)	(D)	2	—	—	1	—	—	—	—	—	—	—	1
71399	All other amusement & recreation industries .....	109	543	3 052	34	26	3	5	—	—	—	—	—	—	—	—
713990	All other amusement & recreation industries .....	109	543	3 052	34	26	3	5	—	—	—	—	—	—	—	—
<b>72</b>	<b>Accommodation &amp; food services</b> .....	<b>3 774</b>	<b>15 288</b>	<b>64 874</b>	<b>178</b>	<b>74</b>	<b>24</b>	<b>27</b>	<b>38</b>	<b>10</b>	<b>2</b>	<b>3</b>	—	—	—	—
721	Accommodation .....	2 283	9 981	42 444	99	48	16	12	15	4	1	3	—	—	—	—
7211	Traveler accommodation .....	2 187	9 506	37 770	70	28	9	10	15	4	1	3	—	—	—	—
72111	Hotels (exc casino hotels) & motels .....	2 160	9 406	37 351	64	25	7	9	15	4	1	3	—	—	—	—
721110	Hotels (exc casino hotels) & motels .....	2 160	9 406	37 351	64	25	7	9	15	4	1	3	—	—	—	—
722	Food services & drinking places .....	1 491	5 307	22 430	79	26	8	15	23	6	1	—	—	—	—	—
7221	Full-service restaurants .....	999	3 734	15 353	45	13	4	7	16	4	1	—	—	—	—	—
72211	Full-service restaurants .....	999	3 734	15 353	45	13	4	7	16	4	1	—	—	—	—	—
722110	Full-service restaurants .....	999	3 734	15 353	45	13	4	7	16	4	1	—	—	—	—	—
7222	Limited-service eating places .....	379	1 128	5 341	25	9	3	5	7	1	—	—	—	—	—	—
72221	Limited-service eating places .....	379	1 128	5 341	25	9	3	5	7	1	—	—	—	—	—	—
722211	Limited-service restaurants .....	346	1 020	4 862	18	5	1	4	7	1	—	—	—	—	—	—
<b>81</b>	<b>Other services (except public administration)</b> .....	<b>473</b>	<b>2 548</b>	<b>11 546</b>	<b>99</b>	<b>66</b>	<b>16</b>	<b>15</b>	<b>2</b>	—	—	—	—	—	—	—
812	Personal & laundry services .....	181	786	3 608	33	22	5	4	2	—	—	—	—	—	—	—
813	Religious, grantmaking, civic, prof & like organizations .....	193	1 112	4 848	39	23	8	8	—	—	—	—	—	—	—	—
<b>95</b>	<b>Auxiliaries (exc corporate, subsidiary &amp; regional mgt)</b> .....	<b>(A)</b>	<b>(D)</b>	<b>(D)</b>	<b>2</b>	<b>1</b>	<b>1</b>	—	—	—	—	—	—	—	—	—
<b>99</b>	<b>Unclassified establishments</b> .....	<b>(B)</b>	<b>(D)</b>	<b>(D)</b>	<b>32</b>	<b>32</b>	—	—	—	—	—	—	—	—	—	—

See footnotes at end of table.

**Table 6. Counties—Employees, Payroll, and Establishments by Industry: 2001—Con.**

[Excludes most government employees, railroad employees, and self-employed persons. Size class 1 to 4 includes establishments with payroll, but no employees, during mid-March pay period. (D) denotes figures withheld to avoid disclosing data for individual companies; the data are included in broader industry totals. Detailed industries with 100 or more employees are shown if industry was not a (D). For explanation of terms, abbreviations, and data reliability/comparability, see introductory text]

NAICS code	Industry	Number of employees for week including March 12	Payroll (\$1,000)		Total number of establishments	Number of establishments by employment-size class										
			First quarter	Annual		1 to 4	5 to 9	10 to 19	20 to 49	50 to 99	100 to 249	250 to 499	500 to 999	1,000 or more		
	<b>UINTA</b>															
	<b>Total</b> .....	<b>6 374</b>	<b>43 329</b>	<b>177 711</b>	<b>558</b>	<b>299</b>	<b>133</b>	<b>59</b>	<b>42</b>	<b>15</b>	<b>8</b>	<b>2</b>	<b>-</b>	<b>-</b>	<b>-</b>	<b>-</b>
11	<b>Forestry, fishing, hunting, and agriculture support</b> .....	(A)	(D)	(D)	1	1	-	-	-	-	-	-	-	-	-	-
21	<b>Mining</b> .....	<b>605</b>	<b>10 897</b>	<b>41 044</b>	<b>21</b>	<b>4</b>	<b>9</b>	<b>2</b>	<b>2</b>	<b>2</b>	<b>2</b>	<b>-</b>	<b>-</b>	<b>-</b>	<b>-</b>	<b>-</b>
211	Oil & gas extraction .....	(E)	(D)	(D)	5	-	1	-	1	2	1	-	-	-	-	-
2111	Oil & gas extraction .....	(E)	(D)	(D)	5	-	1	-	1	2	1	-	-	-	-	-
21111	Oil & gas extraction .....	(E)	(D)	(D)	5	-	1	-	1	2	1	-	-	-	-	-
213	Mining support activities .....	(E)	(D)	(D)	16	4	8	2	1	-	1	-	-	-	-	-
2131	Mining support activities .....	(E)	(D)	(D)	16	4	8	2	1	-	1	-	-	-	-	-
21311	Mining support activities .....	(E)	(D)	(D)	16	4	8	2	1	-	1	-	-	-	-	-
22	<b>Utilities</b> .....	<b>62</b>	<b>863</b>	<b>3 436</b>	<b>5</b>	<b>3</b>	<b>-</b>	<b>-</b>	<b>2</b>	<b>-</b>	<b>-</b>	<b>-</b>	<b>-</b>	<b>-</b>	<b>-</b>	<b>-</b>
23	<b>Construction</b> .....	<b>463</b>	<b>3 190</b>	<b>18 067</b>	<b>56</b>	<b>42</b>	<b>6</b>	<b>4</b>	<b>1</b>	<b>2</b>	<b>1</b>	<b>-</b>	<b>-</b>	<b>-</b>	<b>-</b>	<b>-</b>
234	Heavy construction .....	189	1 349	8 889	8	5	-	1	-	1	1	-	-	-	-	-
2349	Other heavy construction .....	(C)	(D)	(D)	6	3	-	1	-	1	1	-	-	-	-	-
23491	Water, sewer & pipeline construction .....	(C)	(D)	(D)	3	2	-	-	-	-	1	-	-	-	-	-
235	Special trade contractors .....	214	1 390	7 402	34	25	5	3	-	1	-	-	-	-	-	-
2354	Masonry, drywall, insulation, tile contractors .....	(C)	(D)	(D)	3	1	-	1	-	1	-	-	-	-	-	-
23542	Drywall, acoustical & insulation contractors .....	(C)	(D)	(D)	3	1	-	1	-	1	-	-	-	-	-	-
31-33	<b>Manufacturing</b> .....	<b>285</b>	<b>2 068</b>	<b>7 646</b>	<b>23</b>	<b>10</b>	<b>5</b>	<b>3</b>	<b>5</b>	<b>-</b>	<b>-</b>	<b>-</b>	<b>-</b>	<b>-</b>	<b>-</b>	<b>-</b>
42	<b>Wholesale trade</b> .....	<b>195</b>	<b>2 201</b>	<b>9 202</b>	<b>33</b>	<b>16</b>	<b>13</b>	<b>2</b>	<b>2</b>	<b>-</b>	<b>-</b>	<b>-</b>	<b>-</b>	<b>-</b>	<b>-</b>	<b>-</b>
421	Wholesale trade, durable goods .....	116	1 174	5 545	22	12	8	1	1	-	-	-	-	-	-	-
44-45	<b>Retail trade</b> .....	<b>1 260</b>	<b>4 476</b>	<b>18 463</b>	<b>96</b>	<b>37</b>	<b>28</b>	<b>19</b>	<b>6</b>	<b>3</b>	<b>3</b>	<b>-</b>	<b>-</b>	<b>-</b>	<b>-</b>	<b>-</b>
441	Motor vehicle & parts dealers .....	128	744	3 327	14	4	3	5	2	-	-	-	-	-	-	-
445	Food & beverage stores .....	342	923	3 943	16	7	5	1	-	1	2	-	-	-	-	-
4451	Grocery stores .....	(E)	(D)	(D)	4	1	-	-	-	1	2	-	-	-	-	-
44511	Grocery (except convenience) stores .....	293	847	3 585	3	-	-	-	-	1	2	-	-	-	-	-
445110	Grocery (except convenience) stores .....	293	847	3 585	3	-	-	-	-	1	2	-	-	-	-	-
447	Gasoline stations .....	382	1 212	4 504	25	3	9	9	3	1	-	-	-	-	-	-
4471	Gasoline stations .....	382	1 212	4 504	25	3	9	9	3	1	-	-	-	-	-	-
44711	Gasoline stations with convenience stores .....	160	464	1 805	14	1	6	6	1	-	-	-	-	-	-	-
447110	Gasoline stations with convenience stores .....	160	464	1 805	14	1	6	6	1	-	-	-	-	-	-	-
44719	Other gasoline stations .....	222	748	2 699	11	2	3	3	2	1	-	-	-	-	-	-
447190	Other gasoline stations .....	222	748	2 699	11	2	3	3	2	1	-	-	-	-	-	-
452	General merchandise stores .....	(C)	(D)	(D)	1	-	-	-	-	-	1	-	-	-	-	-
4521	Department stores .....	(C)	(D)	(D)	1	-	-	-	-	-	1	-	-	-	-	-
45211	Department stores .....	(C)	(D)	(D)	1	-	-	-	-	-	1	-	-	-	-	-
48-49	<b>Transportation &amp; warehousing</b> .....	<b>144</b>	<b>1 388</b>	<b>5 636</b>	<b>39</b>	<b>29</b>	<b>5</b>	<b>5</b>	<b>-</b>	<b>-</b>	<b>-</b>	<b>-</b>	<b>-</b>	<b>-</b>	<b>-</b>	<b>-</b>
484	Truck transportation .....	102	666	3 051	31	24	4	3	-	-	-	-	-	-	-	-
51	<b>Information</b> .....	<b>153</b>	<b>2 164</b>	<b>7 787</b>	<b>11</b>	<b>5</b>	<b>4</b>	<b>1</b>	<b>-</b>	<b>-</b>	<b>1</b>	<b>-</b>	<b>-</b>	<b>-</b>	<b>-</b>	<b>-</b>
513	Broadcasting & telecommunications .....	(C)	(D)	(D)	9	3	4	1	-	-	1	-	-	-	-	-
5133	Telecommunications .....	125	1 916	7 053	6	3	2	-	-	-	1	-	-	-	-	-
51332	Wireless telecom carriers (exc satellite) .....	(C)	(D)	(D)	1	-	-	-	-	-	1	-	-	-	-	-
52	<b>Finance &amp; insurance</b> .....	<b>129</b>	<b>928</b>	<b>3 898</b>	<b>27</b>	<b>16</b>	<b>9</b>	<b>1</b>	<b>1</b>	<b>-</b>	<b>-</b>	<b>-</b>	<b>-</b>	<b>-</b>	<b>-</b>	<b>-</b>
53	<b>Real estate &amp; rental &amp; leasing</b> .....	<b>162</b>	<b>1 389</b>	<b>4 574</b>	<b>25</b>	<b>20</b>	<b>3</b>	<b>-</b>	<b>1</b>	<b>1</b>	<b>-</b>	<b>-</b>	<b>-</b>	<b>-</b>	<b>-</b>	<b>-</b>
532	Rental & leasing services .....	125	1 289	4 122	8	3	3	-	1	1	-	-	-	-	-	-
5324	Commercial, industrial equip rental & leasing .....	113	1 257	3 953	5	1	2	-	1	1	-	-	-	-	-	-
53241	Const, trans, mining equip rental & leasing .....	113	1 257	3 953	5	1	2	-	1	1	-	-	-	-	-	-
532412	Const, mining, forestry equip rental & leasing .....	113	1 257	3 953	5	1	2	-	1	1	-	-	-	-	-	-
54	<b>Professional, scientific &amp; technical services</b> .....	<b>128</b>	<b>788</b>	<b>4 220</b>	<b>34</b>	<b>21</b>	<b>11</b>	<b>2</b>	<b>-</b>	<b>-</b>	<b>-</b>	<b>-</b>	<b>-</b>	<b>-</b>	<b>-</b>	<b>-</b>
541	Professional, scientific & technical services .....	128	788	4 220	34	21	11	2	-	-	-	-	-	-	-	-
55	<b>Management of companies &amp; enterprises</b> .....	<b>(A)</b>	<b>(D)</b>	<b>(D)</b>	<b>2</b>	<b>2</b>	<b>-</b>	<b>-</b>	<b>-</b>	<b>-</b>	<b>-</b>	<b>-</b>	<b>-</b>	<b>-</b>	<b>-</b>	<b>-</b>
56	<b>Admin, support, waste mgt, remediation services</b> .....	<b>217</b>	<b>878</b>	<b>3 835</b>	<b>27</b>	<b>19</b>	<b>4</b>	<b>-</b>	<b>3</b>	<b>1</b>	<b>-</b>	<b>-</b>	<b>-</b>	<b>-</b>	<b>-</b>	<b>-</b>
561	Administrative & support services .....	186	662	2 961	23	16	4	-	2	1	-	-	-	-	-	-
61	<b>Educational services</b> .....	<b>(B)</b>	<b>(D)</b>	<b>(D)</b>	<b>4</b>	<b>2</b>	<b>-</b>	<b>-</b>	<b>2</b>	<b>-</b>	<b>-</b>	<b>-</b>	<b>-</b>	<b>-</b>	<b>-</b>	<b>-</b>
62	<b>Health care and social assistance</b> .....	<b>1 374</b>	<b>8 215</b>	<b>34 169</b>	<b>49</b>	<b>23</b>	<b>12</b>	<b>5</b>	<b>4</b>	<b>2</b>	<b>1</b>	<b>2</b>	<b>-</b>	<b>-</b>	<b>-</b>	<b>-</b>
621	Ambulatory health care services .....	139	851	4 465	32	20	9	3	-	-	-	-	-	-	-	-
622	Hospitals .....	(F)	(D)	(D)	2	-	-	-	-	-	1	1	-	-	-	-
6221	General medical & surgical hospitals .....	(C)	(D)	(D)	1	-	-	-	-	-	1	-	-	-	-	-
62211	General medical & surgical hospitals .....	(C)	(D)	(D)	1	-	-	-	-	-	1	-	-	-	-	-
6222	Psychiatric & substance abuse hospitals .....	(E)	(D)	(D)	1	-	-	-	-	-	-	1	-	-	-	-
62221	Psychiatric & substance abuse hospitals .....	(E)	(D)	(D)	1	-	-	-	-	-	-	1	-	-	-	-
623	Nursing & residential care facilities .....	(C)	(D)	(D)	4	-	2	-	1	1	-	-	-	-	-	-
624	Social assistance .....	487	2 122	8 851	11	3	1	2	3	1	-	1	-	-	-	-
6241	Individual & family services .....	(C)	(D)	(D)	3	-	1	-	1	1	-	-	-	-	-	-
6243	Vocational rehabilitation services .....	(E)	(D)	(D)	2	-	-	-	1	-	-	1	-	-	-	-
62431	Vocational rehabilitation services .....	(E)	(D)	(D)	2	-	-	-	1	-	-	1	-	-	-	-
71	<b>Arts, entertainment &amp; recreation</b> .....	<b>36</b>	<b>72</b>	<b>478</b>	<b>8</b>	<b>5</b>	<b>2</b>	<b>1</b>	<b>-</b>	<b>-</b>	<b>-</b>	<b>-</b>	<b>-</b>	<b>-</b>	<b>-</b>	<b>-</b>

See footnotes at end of table.

**Table 6. Counties—Employees, Payroll, and Establishments by Industry: 2001—Con.**

[Excludes most government employees, railroad employees, and self-employed persons. Size class 1 to 4 includes establishments with payroll, but no employees, during mid-March pay period. (D) denotes figures withheld to avoid disclosing data for individual companies; the data are included in broader industry totals. Detailed industries with 100 or more employees are shown if industry was not a (D). For explanation of terms, abbreviations, and data reliability/comparability, see introductory text]

NAICS code	Industry	Number of employees for week including March 12	Payroll (\$1,000)		Total number of establishments	Number of establishments by employment-size class								
			First quarter	Annual		1 to 4	5 to 9	10 to 19	20 to 49	50 to 99	100 to 249	250 to 499	500 to 999	1,000 or more
<b>UINTA—Con.</b>														
<b>72</b>	<b>Accommodation &amp; food services</b> .....	<b>905</b>	<b>1 964</b>	<b>8 264</b>	<b>49</b>	<b>8</b>	<b>13</b>	<b>12</b>	<b>13</b>	<b>3</b>	—	—	—	—
721	Accommodation .....	253	618	2 652	14	3	5	2	3	1	—	—	—	—
7211	Traveler accommodation .....	(E)	(D)	(D)	13	2	5	2	3	1	—	—	—	—
72111	Hotels (exc casino hotels) & motels .....	(E)	(D)	(D)	13	2	5	2	3	1	—	—	—	—
722	Food services & drinking places .....	652	1 346	5 612	35	5	8	10	10	2	—	—	—	—
7221	Full-service restaurants .....	358	829	3 111	18	2	4	6	5	1	—	—	—	—
72211	Full-service restaurants .....	358	829	3 111	18	2	4	6	5	1	—	—	—	—
722110	Full-service restaurants .....	358	829	3 111	18	2	4	6	5	1	—	—	—	—
7222	Limited-service eating places .....	264	480	2 317	14	3	3	2	5	1	—	—	—	—
72221	Limited-service eating places .....	264	480	2 317	14	3	3	2	5	1	—	—	—	—
<b>81</b>	<b>Other services (except public administration)</b> .....	<b>123</b>	<b>443</b>	<b>1 823</b>	<b>39</b>	<b>28</b>	<b>9</b>	<b>2</b>	—	—	—	—	—	—
<b>95</b>	<b>Auxiliaries (exc corporate, subsidiary &amp; regional mgt)</b> .....	<b>(B)</b>	<b>(D)</b>	<b>(D)</b>	<b>2</b>	<b>1</b>	—	—	—	<b>1</b>	—	—	—	—
<b>99</b>	<b>Unclassified establishments</b> .....	<b>1</b>	<b>1</b>	<b>60</b>	<b>7</b>	<b>7</b>	—	—	—	—	—	—	—	—
<b>WASHAKIE</b>														
	<b>Total</b> .....	<b>3 214</b>	<b>16 944</b>	<b>72 496</b>	<b>370</b>	<b>214</b>	<b>77</b>	<b>50</b>	<b>18</b>	<b>8</b>	<b>2</b>	<b>1</b>	—	—
<b>11</b>	<b>Forestry, fishing, hunting, and agriculture support</b> .....	<b>(A)</b>	<b>(D)</b>	<b>(D)</b>	<b>3</b>	<b>3</b>	—	—	—	—	—	—	—	—
<b>21</b>	<b>Mining</b> .....	<b>93</b>	<b>589</b>	<b>2 991</b>	<b>15</b>	<b>7</b>	<b>3</b>	<b>5</b>	—	—	—	—	—	—
<b>22</b>	<b>Utilities</b> .....	<b>(B)</b>	<b>(D)</b>	<b>(D)</b>	<b>4</b>	<b>1</b>	<b>2</b>	<b>1</b>	—	—	—	—	—	—
<b>23</b>	<b>Construction</b> .....	<b>246</b>	<b>1 553</b>	<b>7 892</b>	<b>56</b>	<b>42</b>	<b>7</b>	<b>6</b>	—	<b>1</b>	—	—	—	—
235	Special trade contractors .....	109	540	2 429	37	29	5	3	—	—	—	—	—	—
<b>31-33</b>	<b>Manufacturing</b> .....	<b>363</b>	<b>3 274</b>	<b>13 379</b>	<b>12</b>	<b>5</b>	<b>2</b>	<b>1</b>	—	<b>3</b>	<b>1</b>	—	—	—
312	Beverage & tobacco product mfg .....	(C)	(D)	(D)	2	—	—	—	—	<b>1</b>	<b>1</b>	—	—	—
3121	Beverage mfg .....	(C)	(D)	(D)	2	—	—	—	—	<b>1</b>	<b>1</b>	—	—	—
31211	Soft drink & ice mfg .....	(C)	(D)	(D)	2	—	—	—	—	<b>1</b>	<b>1</b>	—	—	—
<b>42</b>	<b>Wholesale trade</b> .....	<b>98</b>	<b>591</b>	<b>2 639</b>	<b>13</b>	<b>5</b>	<b>5</b>	<b>1</b>	<b>2</b>	—	—	—	—	—
<b>44-45</b>	<b>Retail trade</b> .....	<b>405</b>	<b>1 611</b>	<b>7 010</b>	<b>52</b>	<b>24</b>	<b>15</b>	<b>9</b>	<b>4</b>	—	—	—	—	—
<b>48-49</b>	<b>Transportation &amp; warehousing</b> .....	<b>99</b>	<b>599</b>	<b>2 500</b>	<b>21</b>	<b>13</b>	<b>4</b>	<b>4</b>	—	—	—	—	—	—
<b>51</b>	<b>Information</b> .....	<b>135</b>	<b>1 094</b>	<b>4 581</b>	<b>6</b>	<b>2</b>	<b>1</b>	—	<b>2</b>	<b>1</b>	—	—	—	—
513	Broadcasting & telecommunications .....	(C)	(D)	(D)	4	1	1	—	<b>1</b>	<b>1</b>	—	—	—	—
<b>52</b>	<b>Finance &amp; insurance</b> .....	<b>121</b>	<b>828</b>	<b>3 099</b>	<b>21</b>	<b>12</b>	<b>5</b>	<b>3</b>	<b>1</b>	—	—	—	—	—
<b>53</b>	<b>Real estate &amp; rental &amp; leasing</b> .....	<b>48</b>	<b>190</b>	<b>832</b>	<b>11</b>	<b>8</b>	<b>2</b>	<b>1</b>	—	—	—	—	—	—
<b>54</b>	<b>Professional, scientific &amp; technical services</b> .....	<b>121</b>	<b>819</b>	<b>3 847</b>	<b>30</b>	<b>22</b>	<b>4</b>	<b>3</b>	<b>1</b>	—	—	—	—	—
541	Professional, scientific & technical services .....	121	819	3 847	30	22	4	3	1	—	—	—	—	—
<b>56</b>	<b>Admin, support, waste mgt, remediation services</b> .....	<b>52</b>	<b>133</b>	<b>544</b>	<b>14</b>	<b>10</b>	<b>2</b>	<b>2</b>	—	—	—	—	—	—
<b>61</b>	<b>Educational services</b> .....	<b>(B)</b>	<b>(D)</b>	<b>(D)</b>	<b>2</b>	<b>1</b>	—	—	—	<b>1</b>	—	—	—	—
<b>62</b>	<b>Health care and social assistance</b> .....	<b>727</b>	<b>3 413</b>	<b>14 144</b>	<b>25</b>	<b>9</b>	<b>8</b>	<b>4</b>	<b>1</b>	<b>1</b>	<b>1</b>	<b>1</b>	—	—
621	Ambulatory health care services .....	(C)	(D)	(D)	14	4	7	3	—	—	—	—	—	—
622	Hospitals .....	(C)	(D)	(D)	1	—	—	—	—	—	<b>1</b>	—	—	—
6221	General medical & surgical hospitals .....	(C)	(D)	(D)	1	—	—	—	—	—	<b>1</b>	—	—	—
62211	General medical & surgical hospitals .....	(C)	(D)	(D)	1	—	—	—	—	—	<b>1</b>	—	—	—
624	Social assistance .....	381	1 330	5 469	9	5	1	1	1	—	—	<b>1</b>	—	—
6241	Individual & family services .....	(E)	(D)	(D)	5	3	—	—	<b>1</b>	—	—	<b>1</b>	—	—
62419	Other individual & family services .....	(E)	(D)	(D)	3	2	—	—	—	—	—	<b>1</b>	—	—
<b>71</b>	<b>Arts, entertainment &amp; recreation</b> .....	<b>19</b>	<b>25</b>	<b>161</b>	<b>7</b>	<b>4</b>	<b>3</b>	—	—	—	—	—	—	—
<b>72</b>	<b>Accommodation &amp; food services</b> .....	<b>391</b>	<b>748</b>	<b>3 183</b>	<b>33</b>	<b>15</b>	<b>4</b>	<b>7</b>	<b>6</b>	<b>1</b>	—	—	—	—
721	Accommodation .....	145	395	1 627	7	4	—	1	1	1	—	—	—	—
7211	Traveler accommodation .....	(C)	(D)	(D)	6	3	—	1	1	1	—	—	—	—
72111	Hotels (exc casino hotels) & motels .....	(C)	(D)	(D)	5	3	—	1	—	<b>1</b>	—	—	—	—
722	Food services & drinking places .....	246	353	1 556	26	11	4	6	5	—	—	—	—	—
7221	Full-service restaurants .....	157	236	1 013	12	2	2	5	3	—	—	—	—	—
72211	Full-service restaurants .....	157	236	1 013	12	2	2	5	3	—	—	—	—	—
722110	Full-service restaurants .....	157	236	1 013	12	2	2	5	3	—	—	—	—	—
<b>81</b>	<b>Other services (except public administration)</b> .....	<b>194</b>	<b>615</b>	<b>2 727</b>	<b>39</b>	<b>26</b>	<b>9</b>	<b>3</b>	<b>1</b>	—	—	—	—	—
<b>95</b>	<b>Auxiliaries (exc corporate, subsidiary &amp; regional mgt)</b> .....	<b>(A)</b>	<b>(D)</b>	<b>(D)</b>	<b>1</b>	—	<b>1</b>	—	—	—	—	—	—	—
<b>99</b>	<b>Unclassified establishments</b> .....	<b>5</b>	<b>9</b>	<b>26</b>	<b>5</b>	<b>5</b>	—	—	—	—	—	—	—	—

See footnotes at end of table.

**Table 6. Counties—Employees, Payroll, and Establishments by Industry: 2001—Con.**

[Excludes most government employees, railroad employees, and self-employed persons. Size class 1 to 4 includes establishments with payroll, but no employees, during mid-March pay period. (D) denotes figures withheld to avoid disclosing data for individual companies; the data are included in broader industry totals. Detailed industries with 100 or more employees are shown if industry was not a (D). For explanation of terms, abbreviations, and data reliability/comparability, see introductory text]

NAICS code	Industry	Number of employees for week including March 12	Payroll (\$1,000)		Total number of establishments	Number of establishments by employment-size class								
			First quarter	Annual		1 to 4	5 to 9	10 to 19	20 to 49	50 to 99	100 to 249	250 to 499	500 to 999	1,000 or more
<b>WESTON</b>														
	<b>Total .....</b>	<b>1 483</b>	<b>8 319</b>	<b>35 366</b>	<b>221</b>	<b>147</b>	<b>35</b>	<b>18</b>	<b>19</b>	<b>1</b>	<b>1</b>	-	-	-
11	Forestry, fishing, hunting, and agriculture support .....	4	53	298	4	4	-	-	-	-	-	-	-	-
21	Mining .....	196	1 463	6 981	24	12	5	4	3	-	-	-	-	-
22	Utilities .....	(B)	(D)	(D)	5	3	1	-	1	-	-	-	-	-
23	Construction .....	75	307	1 552	24	19	3	1	1	-	-	-	-	-
31-33	Manufacturing .....	(B)	(D)	(D)	6	5	-	-	-	1	-	-	-	-
42	Wholesale trade .....	55	296	1 427	7	3	2	2	-	-	-	-	-	-
44-45	Retail trade .....	240	829	3 095	33	21	5	3	4	-	-	-	-	-
445	Food & beverage stores .....	101	271	1 139	6	2	-	2	2	-	-	-	-	-
48-49	Transportation & warehousing .....	85	555	2 442	11	6	3	-	2	-	-	-	-	-
51	Information .....	14	21	85	3	1	2	-	-	-	-	-	-	-
52	Finance & insurance .....	64	407	1 454	8	4	1	2	1	-	-	-	-	-
53	Real estate & rental & leasing .....	8	26	107	6	6	-	-	-	-	-	-	-	-
54	Professional, scientific & technical services .....	16	68	278	6	6	-	-	-	-	-	-	-	-
55	Management of companies & enterprises .....	(B)	(D)	(D)	3	2	-	1	-	-	-	-	-	-
56	Admin. support, waste mgt, remediation services .....	13	20	87	5	4	1	-	-	-	-	-	-	-
62	Health care and social assistance .....	254	1 212	4 805	16	7	5	1	2	-	1	-	-	-
622	Hospitals .....	(C)	(D)	(D)	1	-	-	-	-	-	1	-	-	-
6221	General medical & surgical hospitals .....	(C)	(D)	(D)	1	-	-	-	-	-	1	-	-	-
62211	General medical & surgical hospitals .....	(C)	(D)	(D)	1	-	-	-	-	-	1	-	-	-
71	Arts, entertainment & recreation .....	9	16	94	4	3	1	-	-	-	-	-	-	-
72	Accommodation & food services .....	217	356	1 751	30	18	5	3	4	-	-	-	-	-
722	Food services & drinking places .....	167	275	1 278	21	12	3	3	3	-	-	-	-	-
81	Other services (except public administration) .....	75	341	2 330	18	15	1	1	1	-	-	-	-	-
99	Unclassified establishments .....	3	3	181	8	8	-	-	-	-	-	-	-	-
<b>STATEWIDE</b>														
	<b>Total .....</b>	<b>3 418</b>	<b>38 187</b>	<b>175 075</b>	<b>77</b>	<b>35</b>	<b>8</b>	<b>10</b>	<b>11</b>	<b>4</b>	<b>5</b>	<b>3</b>	<b>1</b>	-
21	Mining .....	3 252	36 705	168 924	59	24	6	8	9	3	5	3	1	-
211	Oil & gas extraction .....	541	13 104	46 641	27	13	3	1	7	2	1	-	-	-
2111	Oil & gas extraction .....	541	13 104	46 641	27	13	3	1	7	2	1	-	-	-
21111	Oil & gas extraction .....	541	13 104	46 641	27	13	3	1	7	2	1	-	-	-
213	Mining support activities .....	2 711	23 601	122 283	32	11	3	7	2	1	4	3	1	-
2131	Mining support activities .....	2 711	23 601	122 283	32	11	3	7	2	1	4	3	1	-
21311	Mining support activities .....	2 711	23 601	122 283	32	11	3	7	2	1	4	3	1	-
213111	Drilling oil & gas wells .....	1 286	11 475	53 952	11	4	-	-	2	-	3	2	-	-
213112	Oil & gas operations support activities .....	1 389	11 821	67 078	18	7	2	5	-	1	1	1	1	-
42	Wholesale trade .....	6	92	348	4	4	-	-	-	-	-	-	-	-
44-45	Retail trade .....	(A)	(D)	(D)	1	-	1	-	-	-	-	-	-	-
48-49	Transportation & warehousing .....	53	802	3 546	4	1	-	2	1	-	-	-	-	-
51	Information .....	(A)	(D)	(D)	2	1	1	-	-	-	-	-	-	-
52	Finance & insurance .....	(A)	(D)	(D)	1	1	-	-	-	-	-	-	-	-
54	Professional, scientific & technical services .....	(B)	(D)	(D)	2	-	-	-	1	1	-	-	-	-
56	Admin. support, waste mgt, remediation services .....	(A)	(D)	(D)	4	4	-	-	-	-	-	-	-	-

Note: Employment-size classes are indicated as follows: A—0 to 19; B—20 to 99; C—100 to 249; E—250 to 499; F—500 to 999; G—1,000 to 2,499; H—2,500 to 4,999; I—5,000 to 9,999; J—10,000 to 24,999; K—25,000 to 49,999; L—50,000 to 99,999; M—100,000 or more.

## **Description of Publications Issued in Previous Years**

### **1974 through 2000**

Data are provided for mid-March employment, first-quarter and annual payrolls, and establishments, by industry, for each county in the state and, in a separate report, for the United States. Data are included for every industry having a significant number of employees or establishments. Refer to General Explanation for a description of the types of employment covered.

### **1964 through 1973**

Data are provided for first-quarter reporting units, employment, and taxable payrolls for each county and metropolitan area in the state and, in a separate report, for the United States. Data are included for every industry having a significant number of employees or reporting units.

### **1959 and 1962**

Data are provided for first-quarter reporting units, employment, and taxable payrolls for each county in the state and, in a separate report, for the United States. Data are included for every industry having a significant number of employees or reporting units. Data are combined for some counties in eight states.

### **1956**

Data are provided for first-quarter reporting units, employment, and taxable payrolls for each county in the state and, in a separate report, for the United States. Data are included for SIC economic divisions, major groups, and selected three-digit SICs. Data are combined for some counties in eight states.

### **1949 and 1950**

Data are provided for first-quarter manufacturing establishments, employment, and taxable payrolls for each large county in the state and, in a separate report, for the United States. Data are included for manufacturing major industry groups and selected three-digit SICs. Manufacturing totals are included for small counties. Data are combined for some counties in eight states.

### **1947, 1948, 1951, and 1953**

Data are provided for first-quarter reporting units, employment, and taxable payrolls for each large county in the state and, in a separate report, for the United States. Data are included for SIC economic divisions, major groups, and selected three-digit SICs. Economic division totals are included for small counties. Data are combined for some counties in eight states.

### **1946**

Data are provided for first-quarter reporting units, employment, and taxable payrolls for each large county in the state and, in a separate report, for the United States. Data are included for SIC economic divisions and major groups. Economic division totals are included for small counties. Data are combined for some counties in eight states.

### **Availability**

The most recent edition of County Business Patterns can be examined on the Internet at [www.census.gov](http://www.census.gov). Editions prior to 1993 are available in depository libraries for Federal publications, which are conveniently located in all areas of the country.

For information on the coverage of individual series, write to Chief, Economic Planning and Coordination Division, U.S. Census Bureau, Washington, DC 20233.