

Census Guide FOR FAMILIES

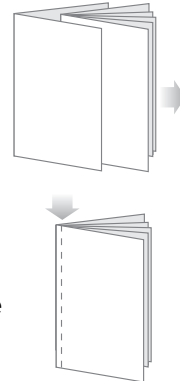
April 1, 2010 is Census Day!
Use the enclosed Family Pages to help families in the U.S. Virgin Islands get ready for the arrival of the 2010 Census USVI questionnaires.



DID YOU KNOW?

Go to www.census.gov/schools for **FREE 2010 Census: It's About Us** curriculum materials. Download the USVI-specific math, English language arts, and mapping lessons for your grade today!

- 1. Detach** this cover from the Family Pages.
- 2. Separate** the Family Pages along the perforated lines and distribute one to each student in your class.
- 3. Use** the activities in this wrap to encourage everyone in your community to respond to the census questionnaire.









The census happens only once every 10 years, so get your students and their families excited and involved this spring. You can boost your community's understanding of and enthusiasm for the 2010 Census USVI, while making sure that the U.S. Virgin Islands is completely counted.

Build census excitement in school, at home, and in the community!

Activities

Here are some **fun activities** to boost the census buzz.

2010 CENSUS IN SCHOOLS CALENDAR	
	<p>Send Family Pages home with students. Schedule a Census in Schools Week anytime between now and March.</p>
	<p>Educate the community by hosting a Town Appreciation Fair.</p>
	<p>Encourage students to create a Complete Count Pledge.</p>
	<p>Create census-focused Public Service Announcements.</p>
	<p>Remind everyone to turn in their 2010 Census USVI questionnaires.</p>
	<p>Census Day!</p>

Town Appreciation Fair

GOAL: Educate the community about the local benefits of census data.

WHAT TO DO:

1. Separate students into groups and ask them to consider everything they've learned about the census during the **It's About Us** program (available free at www.census.gov/schools).
2. Ask each group to create a project (diorama, skit, interactive demonstration, mobile, etc.) that showcases one way that the census helps the U.S. Virgin Islands.
3. Invite students' families to a census-themed fair to view the completed projects, ask questions, and share information about the 2010 Census USVI.
4. Consider inviting your local Complete Count Committee to your event. Go to www.census.gov to find one in your area.

Complete Count Pledge

GOAL: Gain a commitment from students and their families to participate in the 2010 Census USVI.

WHAT TO DO:

1. Explain that everyone needs to participate in the 2010 Census USVI so that the data are a correct representation of the population and demographics of the U.S. Virgin Islands.
2. Have students write a 2010 Census pledge that commits them to being census advocates by encouraging everyone in the community to participate.
3. Create an action plan that describes how students will fulfill their pledge (posters, public access television announcements, letters to the newspaper, etc.).
4. Share the action plans and pledges with students' families to generate support at home.
5. Implement the plans.

Public Service Announcements

GOAL: Create PSAs encouraging your community to participate in the 2010 Census USVI.

WHAT TO DO:

1. Explain that public service announcements (PSAs) are a way to explain topics that are important to everyone and ask people to do something specific. PSAs usually include a slogan and a call to action. (Visit <http://2010.census.gov/2010census/> for examples.)
2. Ask students to brainstorm a concept for a custom Web page, e-mail announcement, or poster that tells others about the 2010 Census USVI.
3. Provide class time for students to write and create PSAs about the 2010 Census USVI.
4. Share the completed PSAs online, with local newspapers, and with community groups.

