

Census Business Builder

Small Business Edition

cbb.census.gov/sbe/#

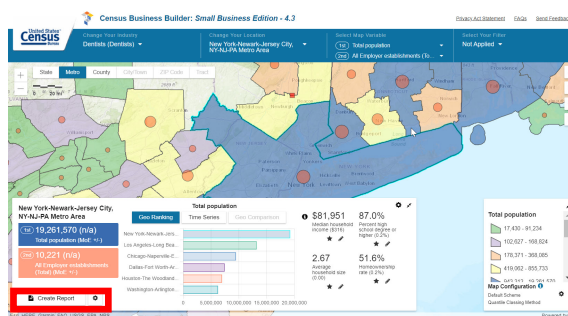


Census Business Builder: Small Business Edition provides easy access to information about the residents and businesses to help open or expand a business. The tool presents key information that entrepreneurs and small business owners need to better understand their market.

ACCESSING THE REPORT

A key feature of this tool is the Profile Report that contains all of the data shown in the map (plus interactive time-series bar charts) for your selected kind of business and location. The report can be created for a single geographic area.

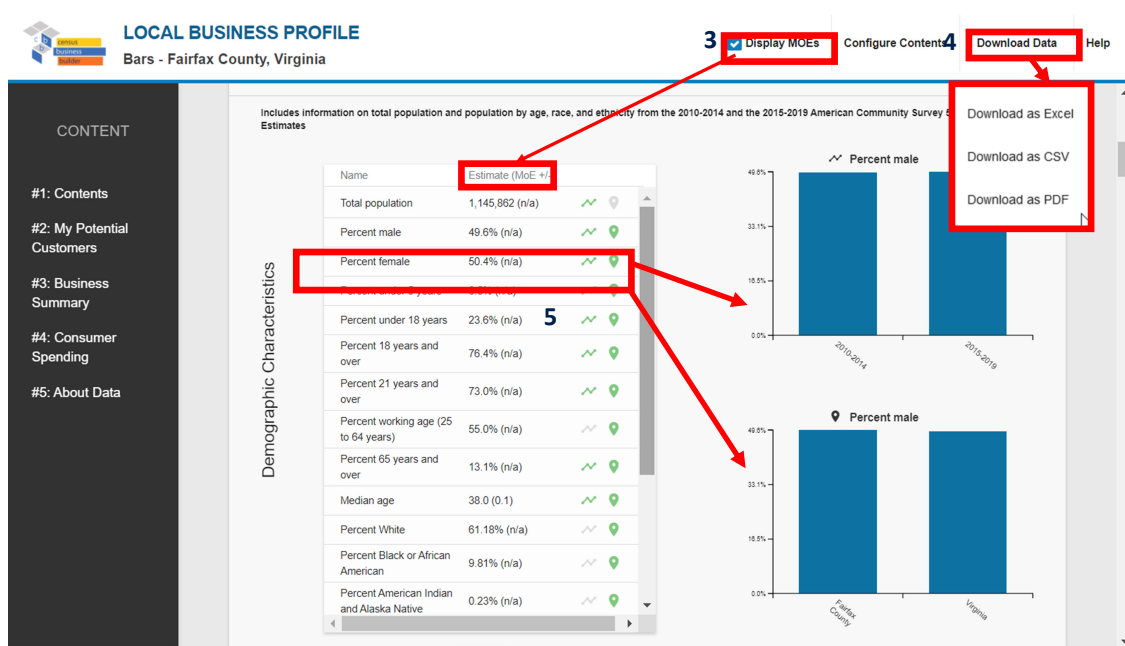
1. You can access the report directly from the main splash page as well as from the map by clicking on the "Create Report" button in the data panel.

A screenshot of the "Where are you considering locating the business?" form. The form has a blue header and a white body. It includes a "My Location" input field, a "Go To Map" button, and a "Create Report" button. The "Create Report" button is highlighted with a red rectangle.

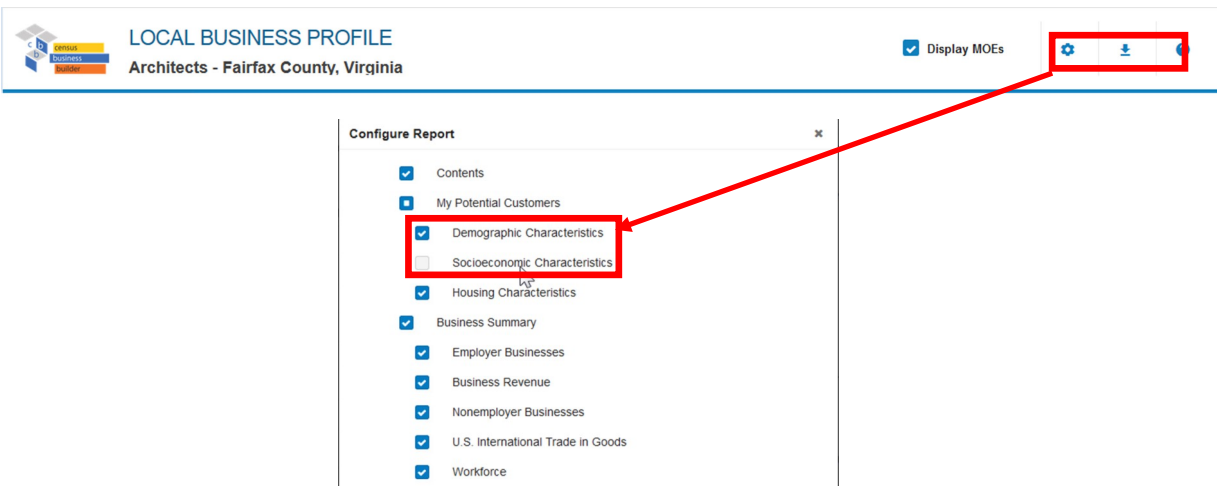
2. The report contains a Table of Contents panel on the left side that allows you to navigate each of the parts of the report.

A screenshot of the "LOCAL BUSINESS PROFILE" report for Architects in Fairfax County, Virginia. The report has a blue header and a white body. On the left side, there is a "CONTENT" panel with a list of sections: #1: Contents, #2: My Potential Customers, #3: Business Summary, #4: Building Permits, #5: Consumer Spending, and #6: About Data. The "Contents" section is highlighted with a red rectangle. The main content area on the right shows the "Contents" section, which includes a "What will I find in this report?" section and a "My Customers" section.

- To view the margins of error for the data shown in the report click the Display MOEs check box.
- The report can be downloaded to either an Excel, CSV or PDF files by clicking on Download Data at the top of the report.
- The variables shown in the interactive charts in the report can be changed by clicking on a variable in the tables. The “squiggle” and “teardrop” icons indicate whether data are available over time, by geo hierarchy, or both.



- The report can be customized by clicking on the Configure Contents and selecting or deselecting content options.



Thank you for your interest in the Census Business Builder. Please view the handouts that present step-by-step instructions on detailed features of the tool, plus the Tips handout that provides hints on how best to use the tool. These handouts can be viewed at census.gov/data/data-tools/cbb.html

Contact Us

To learn more about CBB visit: census.gov/data/data-tools/cbb.html

To access the current version of CBB: SBE, see: <https://cbb.census.gov/sbe/#>

To access the current version of CBB: RAE, see: <https://cbb.census.gov/rae/#>

If you need help using CBB, would like to schedule a webinar or in person demonstration, please contact the the Data User Outreach & Education Branch at 800-242-2184 or ewd.outreach@census.gov