



MEASURING AMERICA

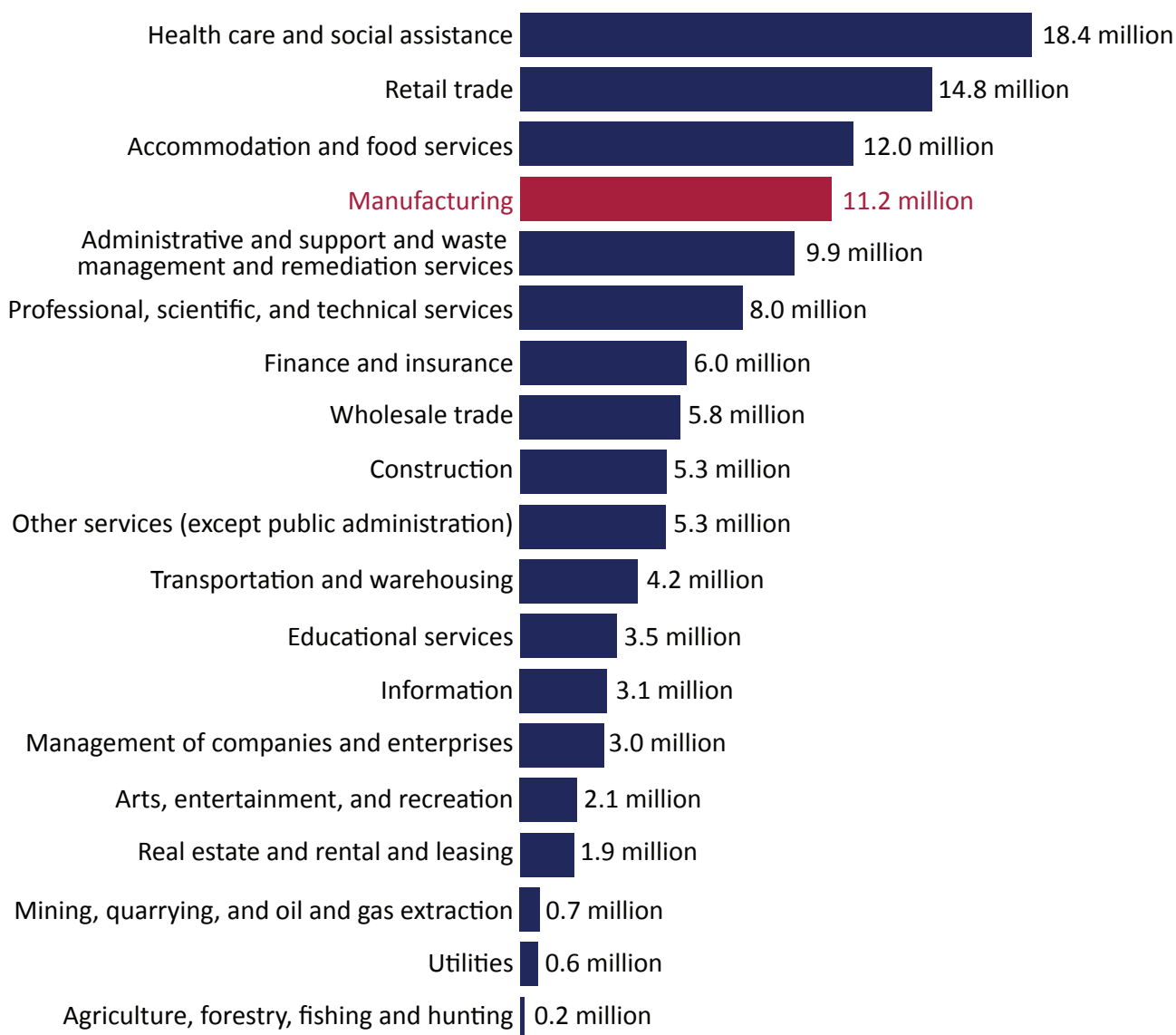
October 2, 2014

Manufacturing in America

Manufacturing plays a major role in our economy, with almost 300,000 establishments and more than 11 million employees producing goods that we consume domestically or export abroad. In recognition of the third annual Manufacturing Day on October 3, 2014, the Census Bureau joins a group of public and private organizations in celebrating the importance of the manufacturing sector to the nation's economy. The nation relies on several key Census Bureau programs to track America's manufacturing industries, and the most recent year's data from some of these programs are highlighted below.

How does manufacturing compare with other industries?

Manufacturing Is the Fourth-Largest Employer



Source: 2012 County Business Patterns

How does manufacturing compare with other industries?

Average Annual Payroll per Employee by Sector



Manufacturing employed 11.2 million workers in 2012. The annual payroll was \$598.6 billion.

Source: 2012 County Business Patterns

Source: 2012 County Business Patterns

Where does manufacturing occur in the United States?

Manufacturing Employees by State

Total Number of U.S. Manufacturing Employees = 11.2 million



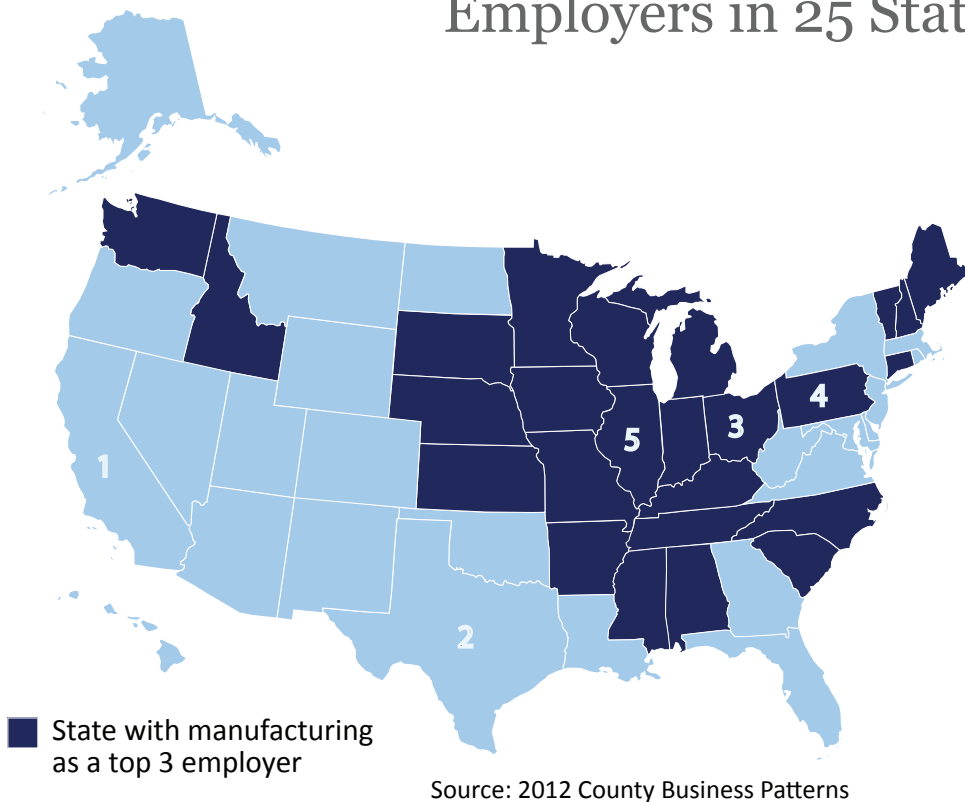
Source: 2012 County Business Patterns

In 2012, 28.7 percent of manufacturing employees 25 and older had a bachelor's degree or higher.

Source: 2012 Current Population Survey

Where does manufacturing occur in the United States?

Manufacturing Is One of the Top 3 Employers in 25 States



The 144,060 manufacturing establishments in these 25 states employ over 6.4 million people, with over \$329 billion in annual payroll.

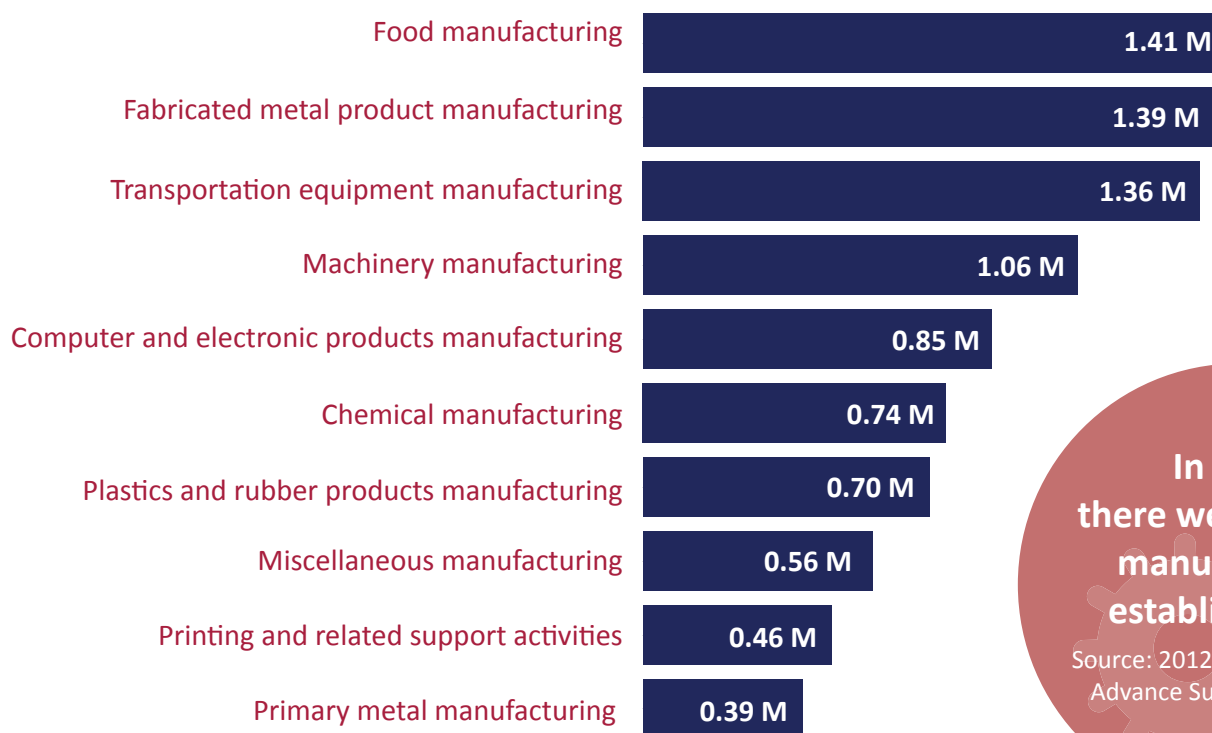
Top 5 States in Manufacturing Employment: 2012

1. California*.....1,138,370
2. Texas*.....769,066
3. Ohio630,548
4. Pennsylvania547,925
5. Illinois544,154

*Manufacturing is not among the top 3 employers in California or Texas.

In what industries do manufacturers work?

Top 10 Industries by Number of Employees (Millions of employees)



Source: 2012 Economic Census Advance Summary Statistics

**In 2012,
there were 296,605
manufacturing
establishments.**

Source: 2012 Economic Census
Advance Summary Statistics

**In 2012,
there were 11.3
million manufacturing
employees.**

Source: 2012 Economic Census
Advance Summary Statistics

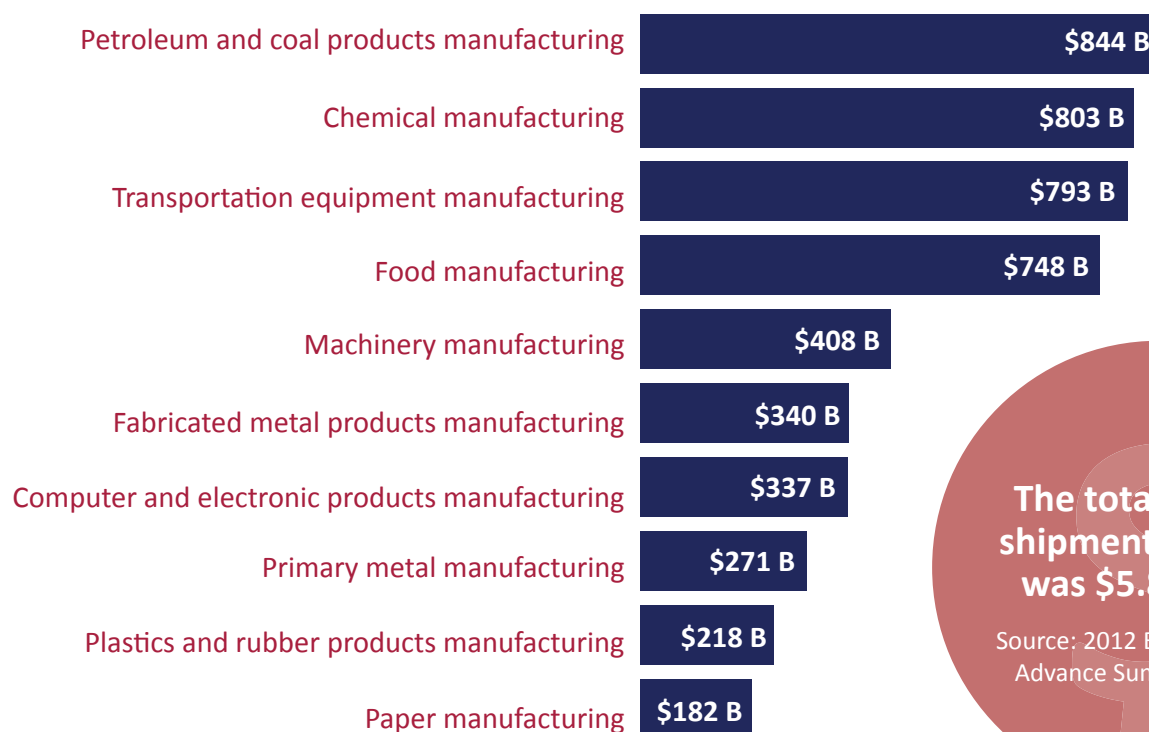
**In 2012,
total annual payroll
was \$593.7 billion.**

Source: 2012 Economic Census Advance Summary Statistics

Note: Statistics vary slightly between programs. Please see each program's methodology page for additional information about how each program's statistics are produced.

Which manufacturing industries have the largest value of shipments?

Top 10 Industries by Value of Shipments (Billions of dollars)



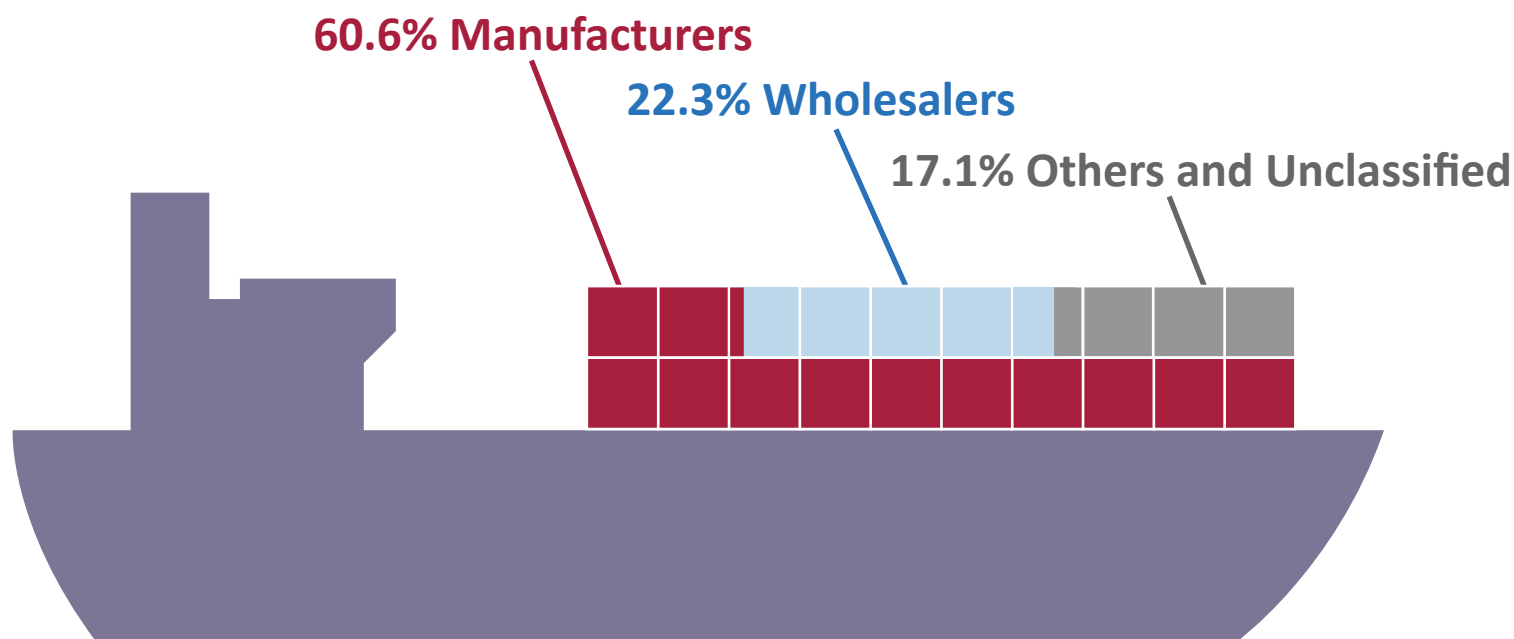
The total value of shipments for 2012 was \$5.8 trillion.

Source: 2012 Economic Census Advance Summary Statistics

Source: 2012 Economic Census Advance Summary Statistics

How does manufacturing contribute to exports?

In 2012, About 6 in 10 U.S. Export Dollars
Came From Manufacturers*



*Graphic shows the known value of the portion of U.S. exports that could be matched to specific companies.

Source: U.S. Census Bureau, *A Profile of U.S. Importing and Exporting Companies, 2011-2012*



CENSUS.GOV

#MeasuringAmerica



Source: U.S. Census Bureau, 2012 County Business Patterns, 2012 Current Population Survey, 2012 Economic Census Advance Summary Statistics, and *A Profile of U.S. Importing and Exporting Companies, 2011-2012*.



America's Economy
Mobile App