

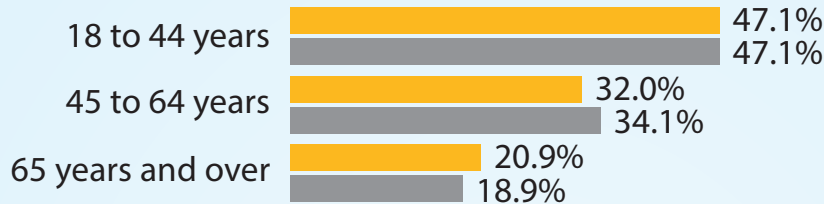


Electorate Profile: Arizona

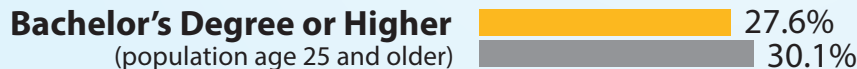
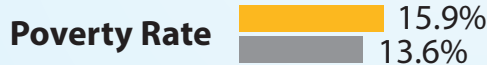
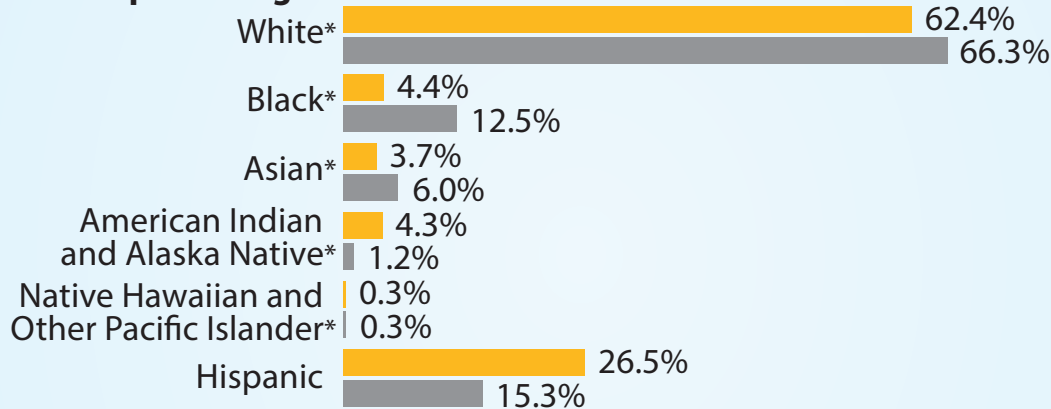
Selected Characteristics of the Voting-Age Population

Arizona 5,109,792 U.S. 245,273,438

Voting-Age Population



Race and Hispanic Origin



* Alone or in combination, non-Hispanic.

Notes: In combination means in combination with one or more other races. The sum of the five race groups adds to more than the total population because individuals may report more than one race.

This graphic shows the voting-age population. An estimate of the number of the state's eligible voters (i.e., citizens aged 18 and older) is available via 2014 American Community Survey Table B05003.





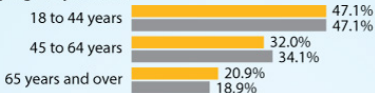
Electorate Profile: Arizona

Selected Characteristics of the Voting-Age Population

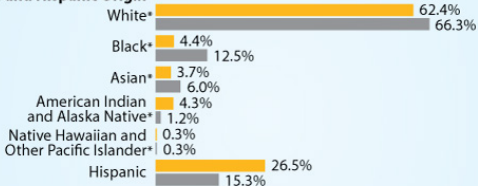
Arizona 5,109,792

U.S. 245,273,438

Voting-Age Population



Race and Hispanic Origin



Median Household Income

(all households)



Poverty Rate



Bachelor's Degree or Higher

(population age 25 and older)



* Alone or in combination, non-Hispanic.

Notes: In combination means in combination with one or more other races. The sum of the five race groups adds to more than the total population because individuals may report more than one race.

This graphic shows the voting-age population. An estimate of the number of the state's eligible voters (i.e., citizens aged 18 and older) is available via 2014 American Community Survey Table B05003.

Voting-Age Population



Arizona
5,109,792

United States™
Census
Bureau

U.S. Department of Commerce
Economics and Statistics Administration
U.S. CENSUS BUREAU
census.gov

Source: Vintage 2014
Population Estimates

Voting-Age Population



Arizona
5,109,792

United States™
Census
Bureau

U.S. Department of Commerce
Economics and Statistics Administration
U.S. CENSUS BUREAU
[census.gov](https://www.census.gov)

Source: Vintage 2014
Population Estimates