



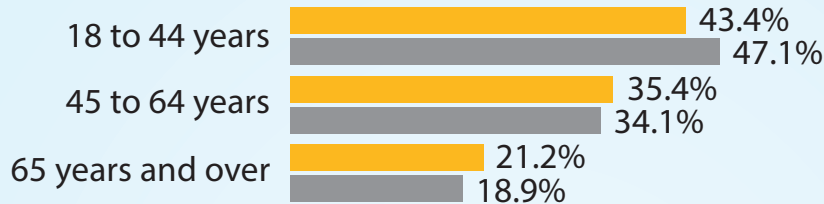
Electorate Profile: Pennsylvania

Selected Characteristics of the Voting-Age Population

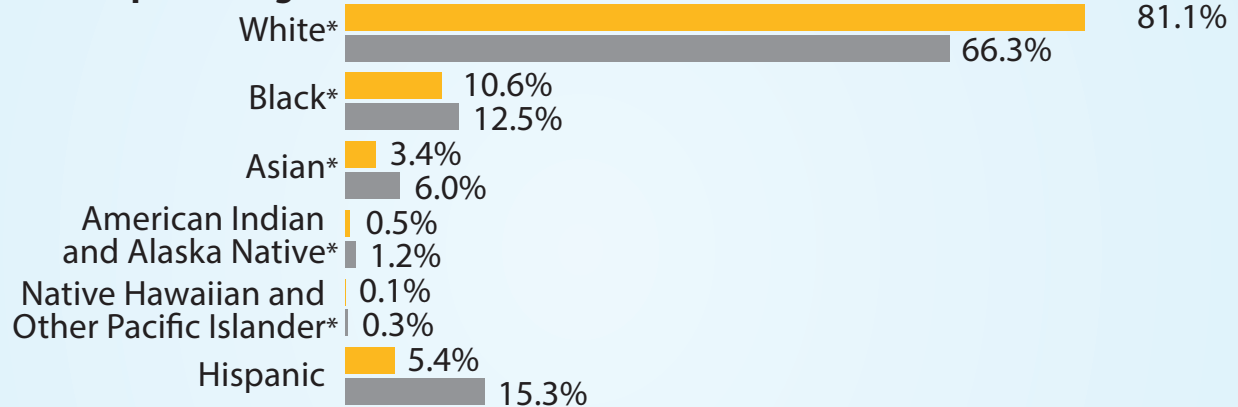
■ Pennsylvania 10,086,316

■ U.S. 245,273,438

Voting-Age Population



Race and Hispanic Origin

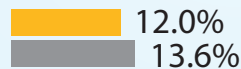


Median Household Income

(all households)



Poverty Rate



Bachelor's Degree or Higher

(population age 25 and older)



* Alone or in combination, non-Hispanic.

Notes: In combination means in combination with one or more other races. The sum of the five race groups adds to more than the total population because individuals may report more than one race.

This graphic shows the voting-age population. An estimate of the number of the state's eligible voters (i.e., citizens aged 18 and older) is available via 2014 American Community Survey Table B05003.