









National Pet Day

	Number of establishments	Paid employees	Annual payroll (B = billions)
 Veterinary services	30,611	323,197	\$11.3B
 Pet care (except veterinary) services	15,466	83,605	\$1.6B
 Pet and pet supplies stores	9,164	108,695	\$2.1B

County Business Patterns

	Number employed	Median income
 Veterinarians	56,815	\$90,378
 Veterinary assistants and laboratory animal caretakers	29,360	\$25,504
 Nonfarm animal caretakers	122,243	\$25,207

American Community Survey

Note: County Business Patterns statistics only include establishments with paid employees.

