





Measuring the Nation's Social and Economic Well-Being

		2015	2016
	Median household income (in 2016 inflation-adjusted dollars)	↑	\$57,230 \$59,039
	Percentage of people in poverty	↓	13.5% 12.7%
	Supplemental Poverty Measure	↓	14.5% 14.0%
	Percentage of people without health insurance coverage	↓	9.1% 8.8%