

RECENT MOVERS

How did households that moved in the past 2 years find their home?

(Respondents may have selected more than one option.)



40%

Internet site



36%

Word of mouth



22%

Real estate agent

How did households that moved in the past 2 years rate their current unit as a place to live, on average?



8.7/10

Owners



7.7/10

Renters

Among the 30 million households with a member who moved in the past 2 years...



1.575 million households

were forced to move by a landlord, bank, other financial institution, or government.



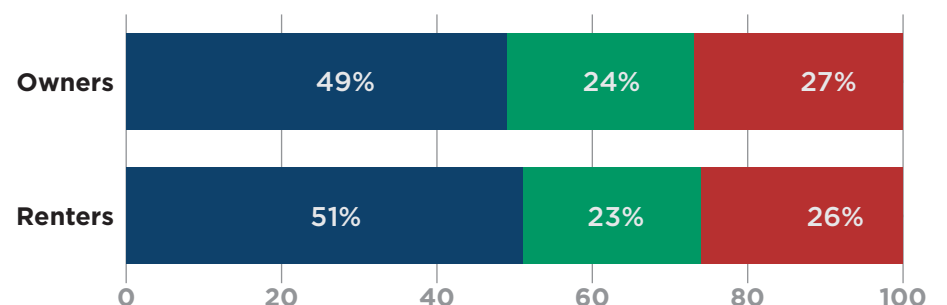
324,000 households

were forced to move due to a natural disaster or fire.

How did housing and neighborhood conditions change for households that moved in the past 2 years?

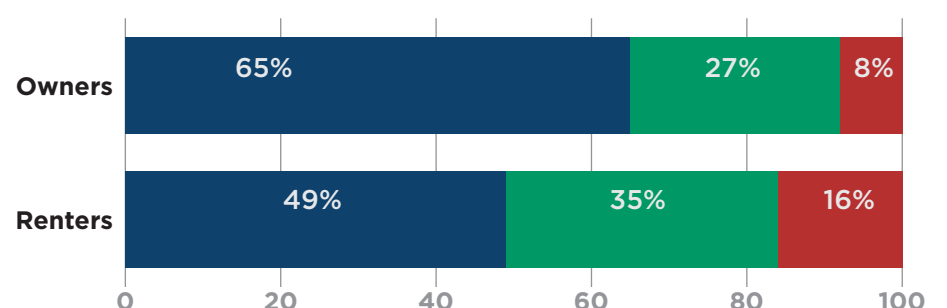
Housing Costs

More Same Less



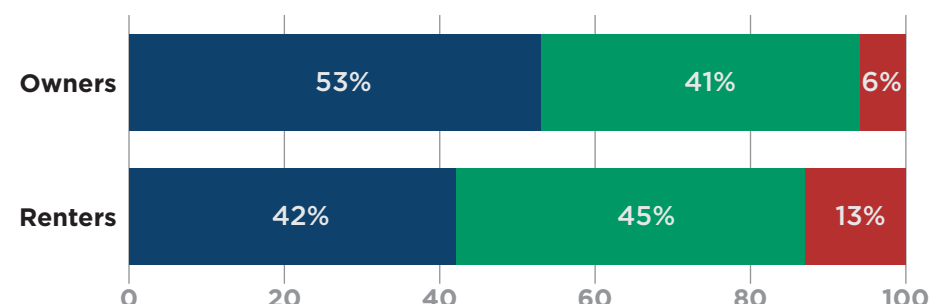
Housing Quality

Better Same Worse



Neighborhood Quality

Better Same Worse



Owners and renters reported the same top three reasons for moving:



- 1 Bigger or better house.
- 2 Better neighborhood.
- 3 To form own household.

Source: U.S. Census Bureau and U.S. Department of Housing and Urban Development, 2019 American Housing Survey.