
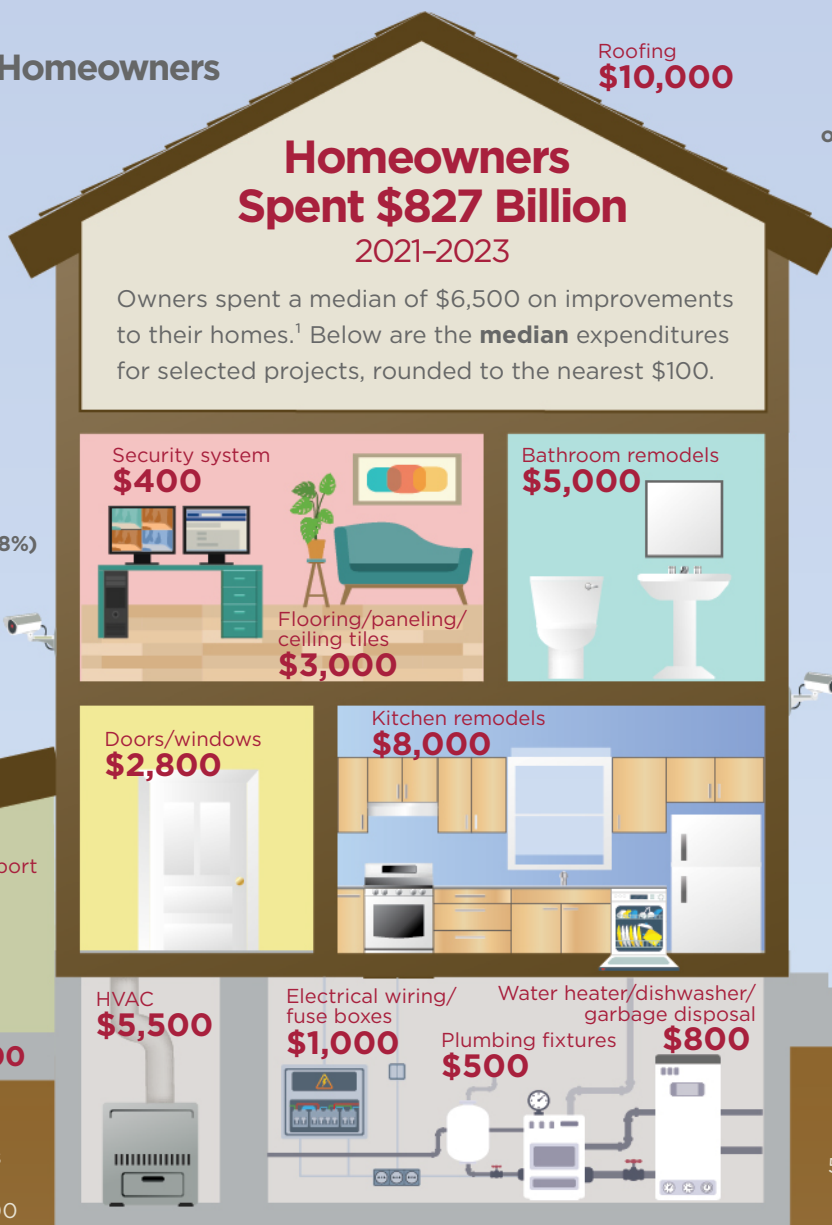


HOME IMPROVEMENTS


Well Over One-Half of Homeowners Made Improvements



Over 1 in 4 of Those Made Energy Efficiency Improvements




Top Improvements Made to Units of the 51.6 million homeowners who made improvements



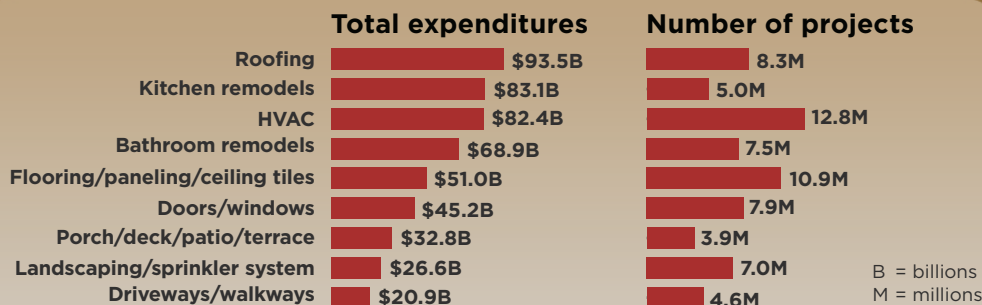
Porch/deck/patio/terrace
\$4,800

Many Projects Are Done by Homeowners

50 million of 140 million projects



Spending Varied Widely by Improvement Type



¹ From the 2023 American Housing Survey (AHS) Internal Use File.

Note: Data come from the AHS Table Creator, except as indicated, and medians are rounded to four significant digits. Information on confidentiality protection, methodology, sampling and nonsampling error, and definitions is available at <www.census.gov/ahs>. The U.S. Census Bureau has reviewed this data product to ensure appropriate access, use, and disclosure avoidance protection of the confidential source data used to produce this product (Data Management System [DMS] number: P-7533599, Disclosure Review Board [DRB] approval number: CBDRB-FY24-POP001-0012).