

# Migration, living arrangements and poverty among Puerto Rican-origin children: Puerto Rico and the United States

Presentation for the Population Association of America annual meeting, Austin, TX

Session 53: Internal Migration, Health, and Well-Being

Thursday April 11, 2019

Yerís H. Mayol-García, Ph.D.

Fertility and Family Statistics Branch

U.S. Census Bureau

SEHSD Working Paper Number 2019-14

*This presentation is released to inform interested parties of ongoing research and to encourage discussion of work in progress. Any views expressed on statistical, methodological, or technical issues are those of the authors and not necessarily those of the U.S. Census Bureau. This presentation meets all the U.S. Census Bureau's Disclosure Review Board (DRB) standards and has been assigned a DRB approval number CBDRB-FY19-ROSS-B0067.*

# Overview

- Introduction
- Research Questions
- Data
- Methods
- Results
- Conclusions

# Puerto Rican-origin children grow up with limited resources

- Puerto Rican origin children experience high levels of poverty (Mayol-García and Burd 2018):
  - 58% Puerto Rico 2015 poverty rate of Puerto Rican-origin children
  - 32% U.S. 2015 poverty rate of Puerto Rican-origin children
  - 20% national U.S. 2015 child poverty rate
- High rates of single parenthood (Mayol-García and Burd 2018):
  - In 2015, P.R.-origin children in P.R. were as likely to live with a single mother as with two married parents, about 40% each.

# Poor understanding of the situation of Puerto Rican-origin children

- Lack of detailed data because most major demographic surveys are not fielded in Puerto Rico
- Excluded from research on immigrant families because Puerto Ricans are U.S. citizens
- In the past two decades, drastic population changes have occurred among Puerto Ricans
  - Now more than half of P.R.-origin people live on the United States mainland (Hugo López and Velasco 2011)
  - P.R.-origin child population increased 28% in the U.S. and decreased 27% in P.R. (Mayol-García and Burd 2018)

*Consequently, we know little about the current connections among poverty, family and migration among Puerto Rican-origin children*

# Research Questions

- How is poverty status related to Puerto Rican-origin children's family migration experiences and living arrangements?
- Do these connections differ between Puerto Rican-origin children living in the United States and Puerto Rico?

# Data: ACS/PRCS 2016 5-year file

- American Community Survey (ACS) and Puerto Rico Community Survey (PRCS) 5-year estimates for 2012-2016
- Analytical sample: Puerto Rican-origin (determined by detailed Hispanic ethnicity) children of the householder, ages 1-17, with P.R./U.S. family migration experiences
- Analytical sample size: 105,000 unweighted, 1.8 million weighted
- Note that these data were collected pre-hurricane(s) from 2017

# Methods

- Origin-destination framework (Oropesa and Landale 2000)
- Analysis of descriptive frequencies
- Logistic regressions predicting household poverty in SAS

# Variables

- Dependent variable:
  - Household income in the past 12 months below poverty threshold
- Living arrangement variables:
  - Living with 2 married parents
  - Living with 2 cohabiting parents
  - Living with 1 parent, no spouse or partner present
  - ❖ Living with grandparents in the household (overlaps with categories above)
- Controls:
  - Householder participates in the labor force
  - Householder has a Bachelor's degree or more
  - Child's age



# Variables: Migration

- Combine child and householder (HHer) information on place of birth (POB), residence one year ago (ROYA) and current place of residence (NOW)
- Limited to Puerto Rico (P.R.) and United States (U.S.) data; born abroad and ROYA abroad are excluded
- Children ages 1-17 years old, 0 year-olds do not have ROYA

# Variables: Migration

## Puerto Rico (P.R.) - United States (U.S.) family migration categories

Family migration (Detailed)	Description of family migration variables		
	Place of birth (POB)	Residence one year ago (ROYA)	Current place of residence (NOW)
P.R. No migration	P.R.	P.R.	P.R.
P.R. Long-term migrants	U.S.	P.R.	P.R.
P.R. Recent migrants	P.R. or U.S.	U.S.	P.R.
U.S. No migration	U.S.	U.S.	U.S.
U.S. Long-term migrants	P.R.	U.S.	U.S.
U.S. Recent migrants	P.R. or U.S.	P.R.	U.S.

Source: U.S. Census Bureau, ACS 2012-2016 5-year estimates and PRCS 2012-2016 5-year estimates.

# Variables: Migration

Puerto Rico (P.R.) - United States (U.S.) family migration categories				
		Description of family migration variables		
Family migration (Collapsed)	Family migration (Detailed)	Place of birth (POB)	Residence one year ago (ROYA)	Current place of residence (NOW)
P.R. No migration	P.R. No migration	P.R.	P.R.	P.R.
P.R. Migrants	P.R. Long-term migrants	U.S.	P.R.	P.R.
P.R. Migrants	P.R. Recent migrants	P.R. or U.S.	U.S.	P.R.
U.S. No migration	U.S. No migration	U.S.	U.S.	U.S.
U.S. Migrants	U.S. Long-term migrants	P.R.	U.S.	U.S.
U.S. Migrants	U.S. Recent migrants	P.R. or U.S.	P.R.	U.S.

Source: U.S. Census Bureau, ACS 2012-2016 5-year estimates and PRCS 2012-2016 5-year estimates.

Figure 1. Household poverty rates of Puerto Rican-origin children by detailed family migration experience

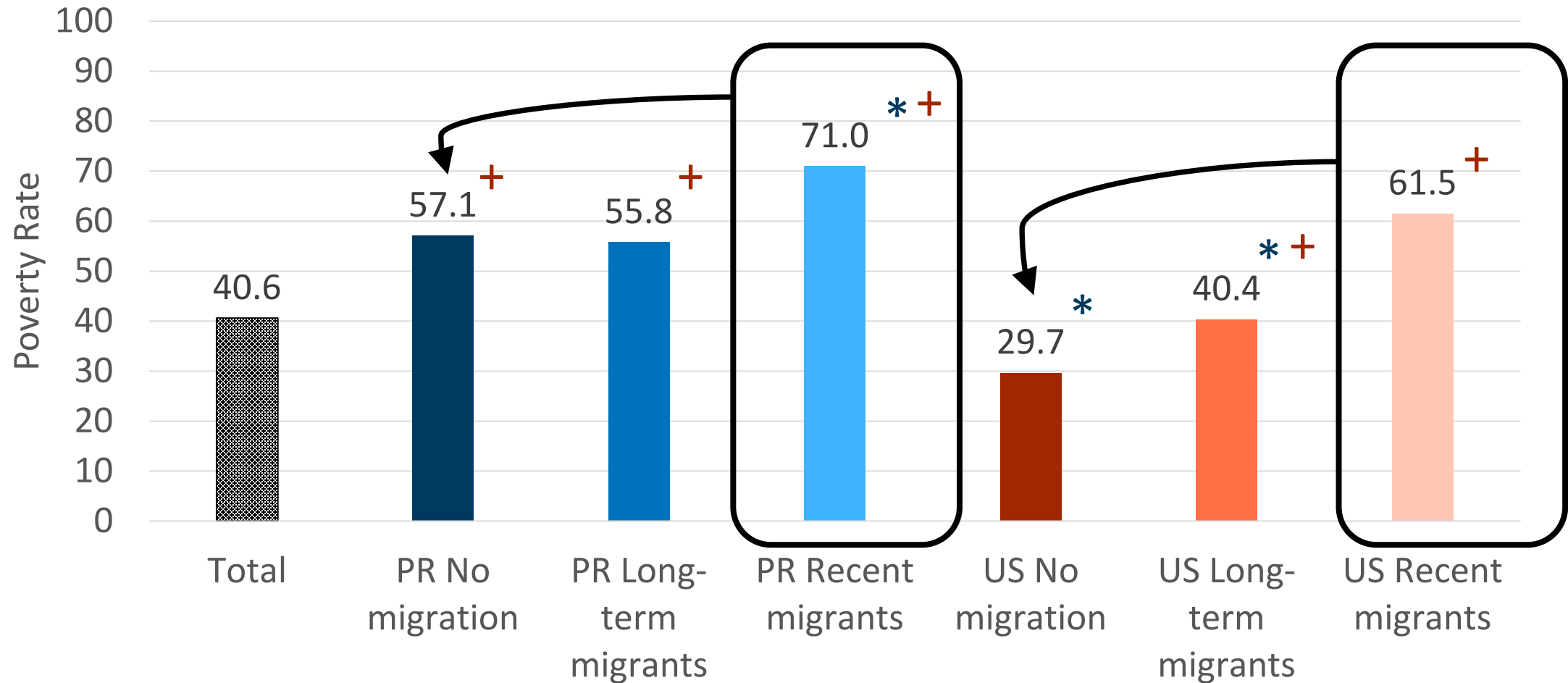


Figure 2. **Detailed** family migration experience among Puerto Rican-origin children

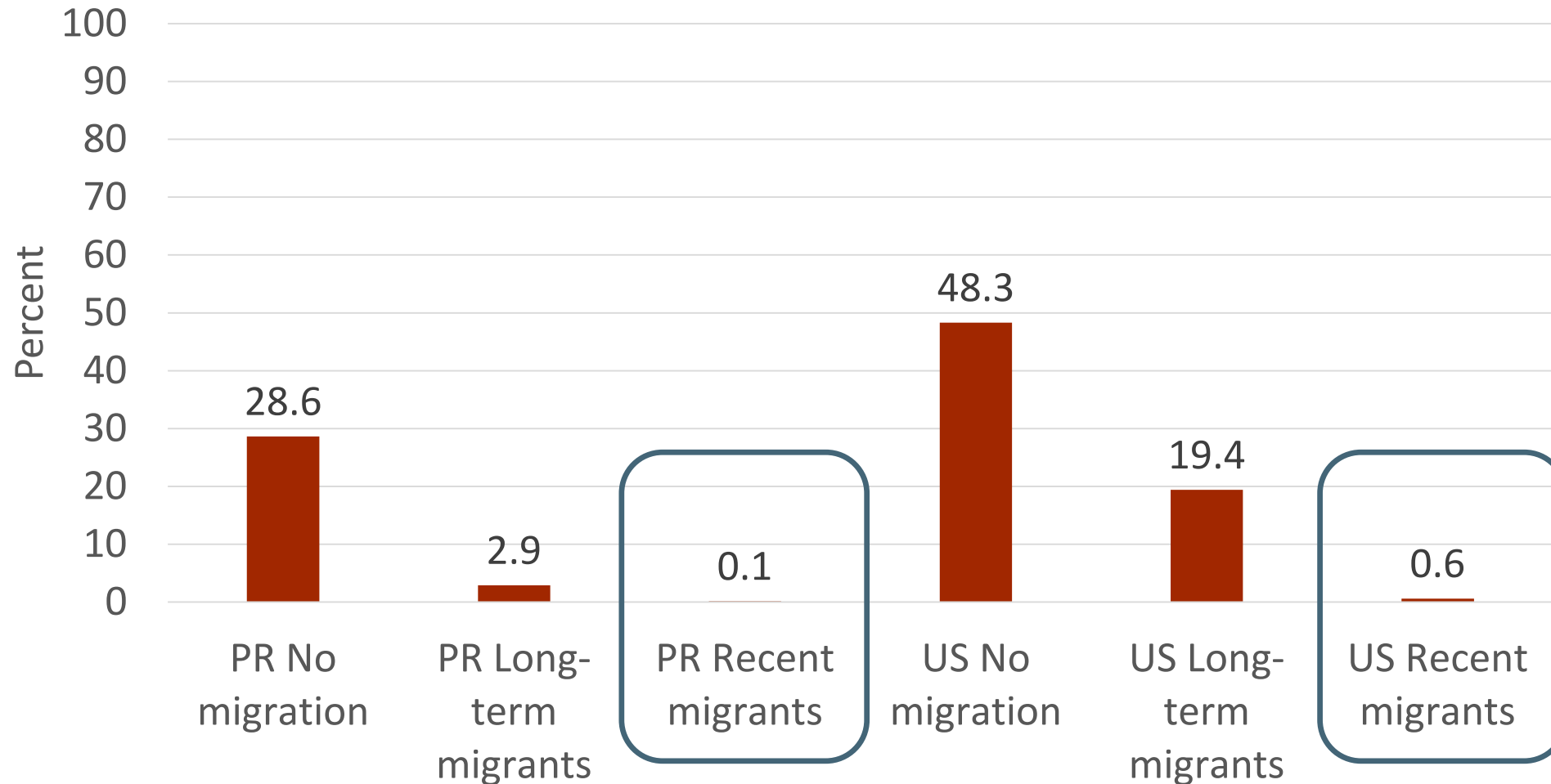
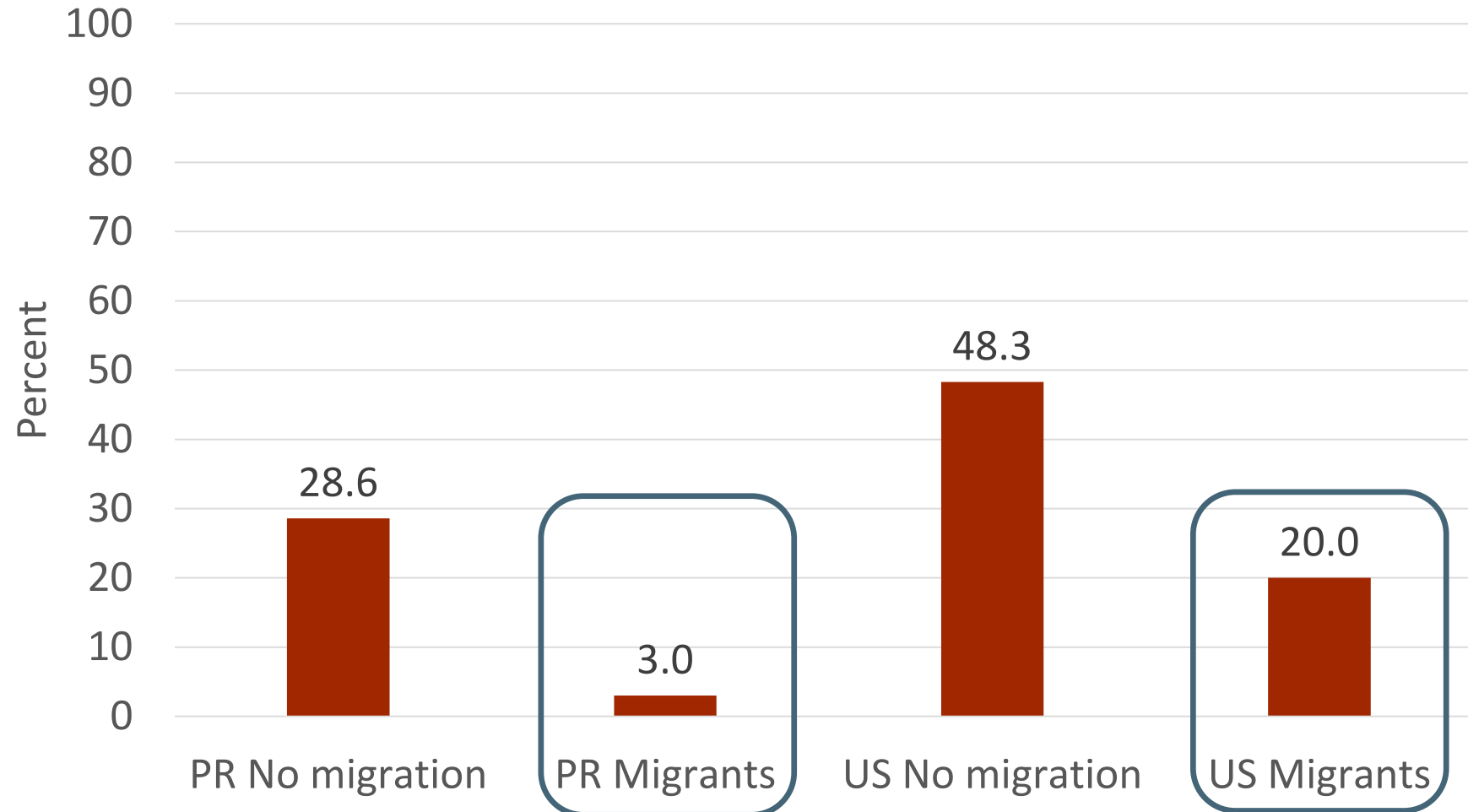


Figure 3. **Collapsed** family migration experience indicators among Puerto Rican-origin children



# Figure 4. Living arrangements among Puerto Rican-origin children

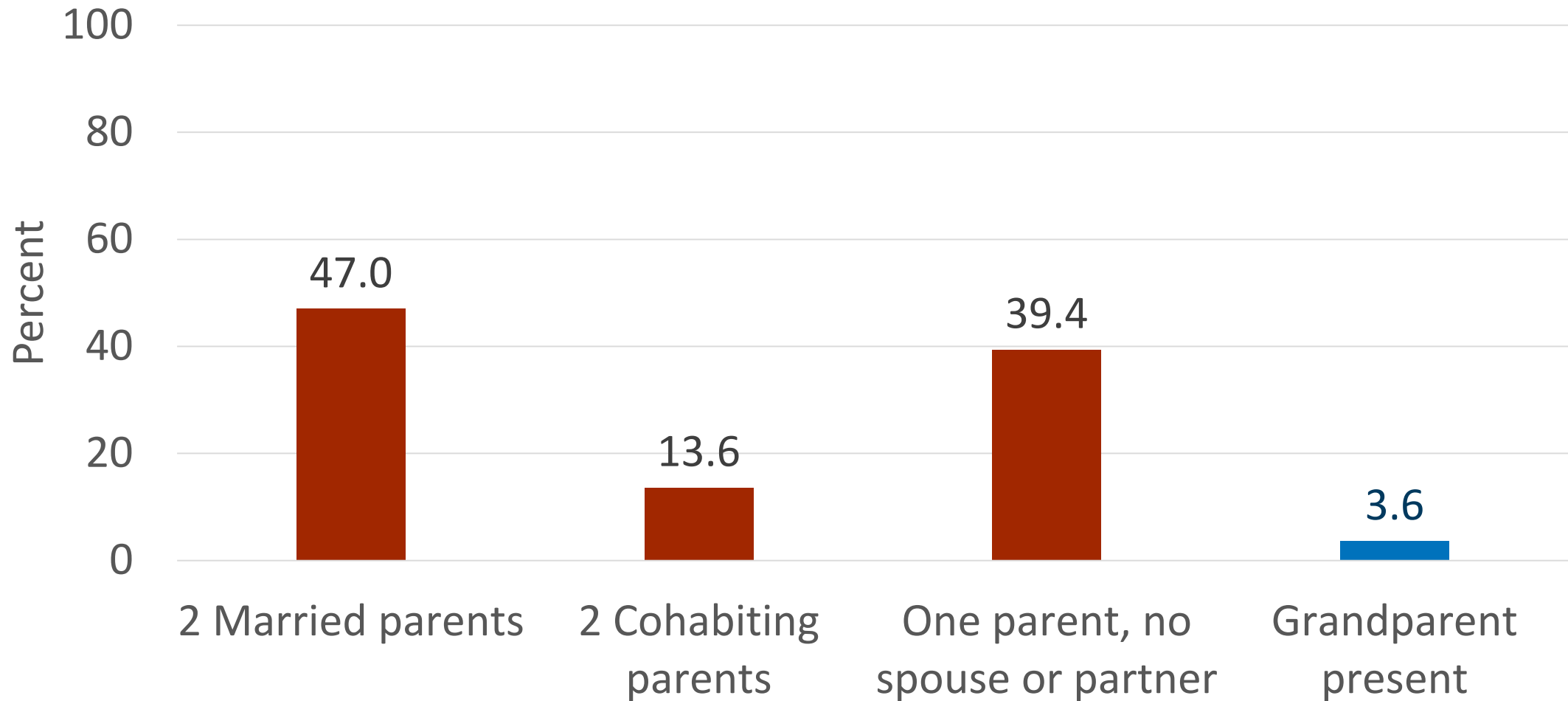


Table 1. Odds ratios of living in a poor household for Puerto Rican-origin children of the householder age 1-17

Variables/Models	Full <sup>1</sup>
<b>Dependent variable (<i>Household in poverty</i>)</b>	1.00
<b>Independent variables</b>	
Family migration experience ( <i>Ref. no migration in P.R.</i> )	1.00
P.R. Migrants	0.93
U.S. No migration	0.18***
U.S. Migrants	0.31***
Living arrangements ( <i>Ref. 2 Married parents</i> )	1.00
2 Cohabiting parents	5.67***
One parent, no spouse or partner present	7.32***
Grandparent presence ( <i>Ref. no grandparents</i> )	1.00
Grandparent present	0.40***
<b>Model</b>	
Unweighted sample (in thousands)	105
-2 Log-likelihood (in thousands)	1,689



# Conclusions

- Poverty levels among Puerto Rican-origin children are very high
- Living in the United States is linked to lower poverty levels among Puerto Rican-origin children
- Migration is associated with high poverty levels
- Puerto Rican-origin children living with cohabiting parents or one parent fare much worse than children with married parents

*Puerto Rican-origin children are a vulnerable group because they experience high poverty rates, on the island and the mainland, that deepen across family migration experiences and vary by living arrangements*

# References

- Mayol-García, Y.H. and Burd, C. (2018). A Binational Perspective of Puerto Rican-Origin Children's Living Arrangements: A Decade of Change and Migration in Puerto Rico and the United States, 2006 and 2015. *U.S. Census Bureau*, SEHSD Working paper presented at PAA 2018, Poster Presentation. Accessed on August 13, 2018. Available at <https://www.census.gov//content/dam/Census/library/working-papers/2018/demo/SEHSD-WP2018-08.pdf>
- Oropesa, R.S. and N.S. Landale. (2000). From Austerity to Prosperity? Migration and Child Poverty among Mainland and Island Puerto Ricans. *Demography*, 37(3): 323-338.

# Contact information

Yerís H. Mayol-García, Ph.D.

Fertility and Family Statistics Branch

Social, Economic and Housing Statistics Division

U.S. Census Bureau

[yeris.h.mayol.garcia@census.gov](mailto:yeris.h.mayol.garcia@census.gov)

301-763-2416

# Questions



# Strengths

- Origin-destination framework with data from Puerto Rico (origin) and the United States (destination)
- Nationally representative sample
- Considers the intersection of living arrangements, migration and poverty jointly

# Limitations

- Cannot fully account for selection into migration and into poverty
- Exclusion of children in subfamilies, children not living with parents and children in group quarters
- Poverty status does not take regional or state differences in cost of living into account (Bishaw and Benson 2017)

# Figure 5. Other characteristics of Puerto Rican-origin children

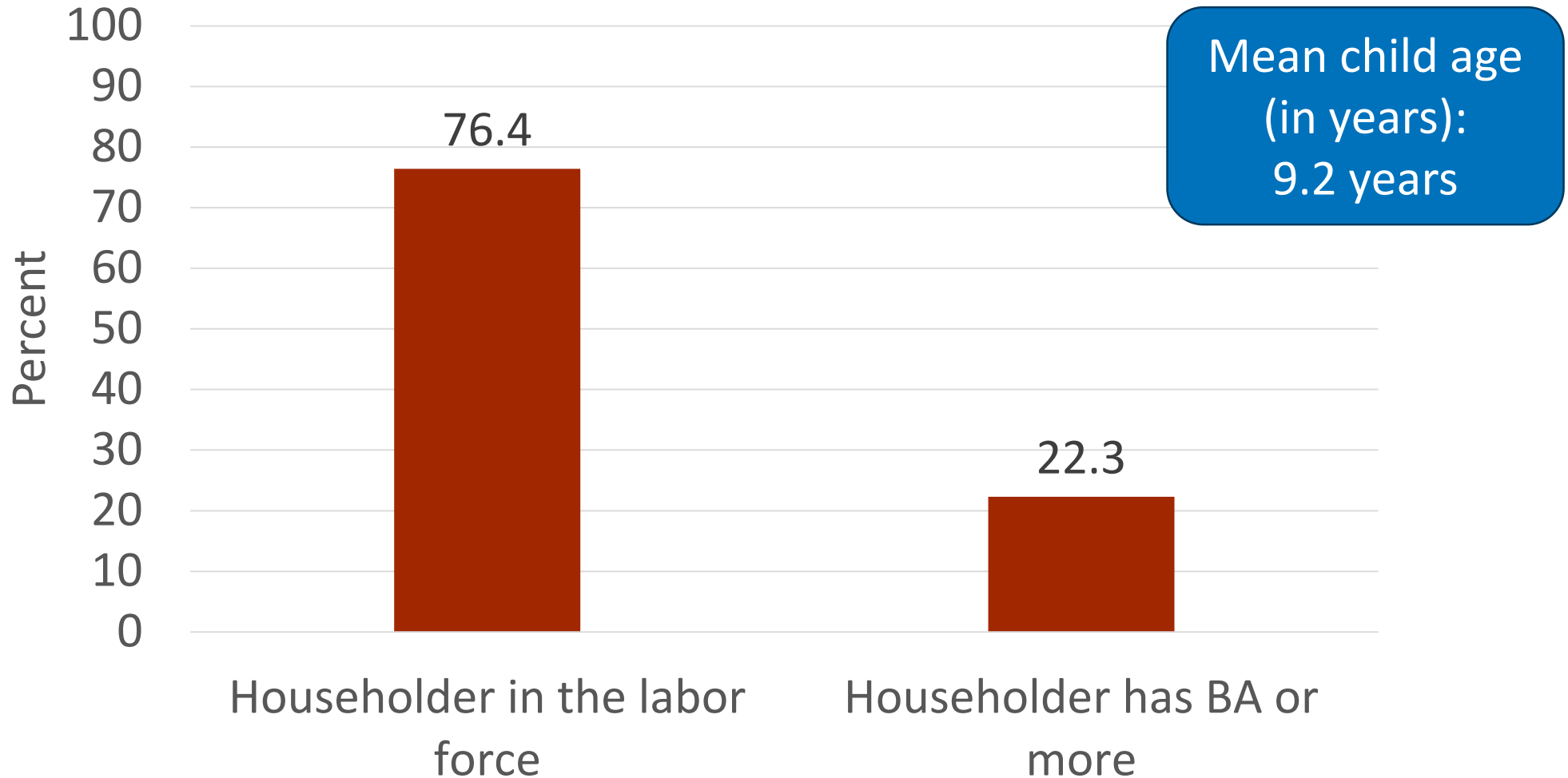
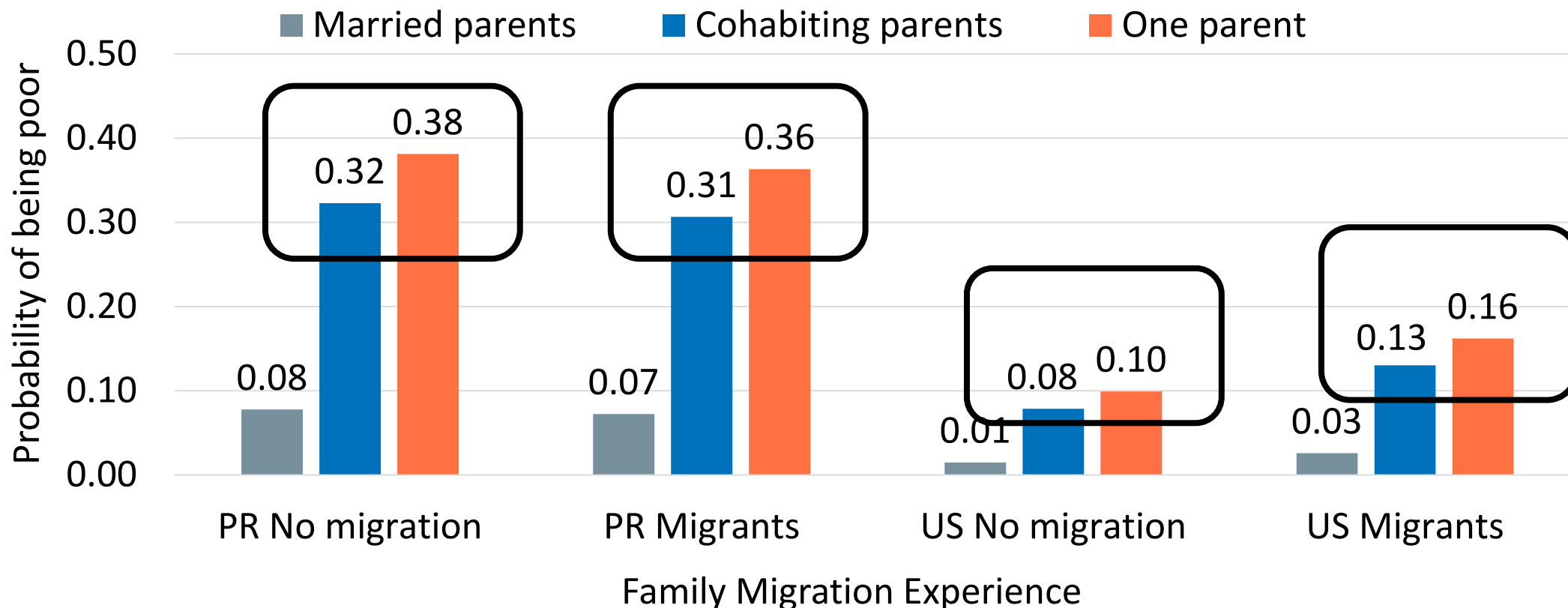


Figure 6. **Predicted probabilities** of a Puerto Rican-origin child age 1-17 living in a poor household with no coresident grandparents by family migration experience and living arrangements



Source: U.S. Census Bureau, ACS 2012-2016 5-year estimates and PRCS 2012-2016 5-year estimates.  
 Note: Predicted probabilities based on the full logistic regression model, where a child of the mean age lives with no coresident grandparents and a householder in the labor force who has a BA degree.



# Summary of results

- P.R.-origin children in migrant families live in poverty at higher rates than non-migrant children
  - Particularly, 71% of children in families that moved in the past year to P.R. live in poverty compared to children in P.R. non-migrant families (57%)
  - In the U.S., children in recent immigrant and long-term migrant families live in household with higher poverty rates (62% and 40%) than children in non-migrant families (30%)
- Migration to the U.S. is associated with lower poverty rates vs. children in P.R. non-migrant families
  - Children in U.S. migrant families are less likely to live in poverty than children in P.R. non-migrant families
  - Children in U.S. non-migrant families have the lowest odds of being poor compared to children in P.R. non-migrant families
- Children living with cohabiting parents and with one parent are 5.7 and 7.3 times respectively more likely to live in poor households than children living with married parents
  - Regardless of living arrangements, children in P.R. non-migrant families and P.R. migrant families have the highest predicted probabilities of being poor

# Next steps

- Include interactions
- Run additional sensitivity analyses
- Run additional models by place of residence, including only migrants and P.R. non-migrants (origin)
- Analyze 2017 data post-Hurricanes Maria and Irma whenever they become available

# Appendix A. Excluded groups

Groups	Frequency (in thousands)	SE (in thousands)
All Puerto Rican-origin children	2,413	8.47
In group quarters	10	0.38
In subfamilies	246	3.21
Living with no parents	112	1.83
0 year old children of the householder	92	1.69
Abroad family migration experience of child or householder	105	2.15
Final sample: Child of householder 1-17 years old with P.R./U.S. family migration experiences	1,848	7.40