

Upcoming Data Releases

Victoria Velkoff, Ph.D.

**Chief, Social, Economic, and Housing Statistics Division
U.S. Census Bureau**

August 28, 2015

Outline

- Recap of the morning
- Data products
- Release schedule

Changes to the Income Section of the CPS ASEC

- Separation of “Source” and “Amount” questions
- Three different tailored skip patterns
- Income range follow-ups for “Don’t know” or “Refused” income amounts
- Distinguishing between retirement accounts and other interest earning assets
- Collect withdrawals and distributions amounts from retirement accounts
- Revised disability, survivor, and retirement questions

Median household income in the redesign was the same as, or greater than, the median household income in the traditional.

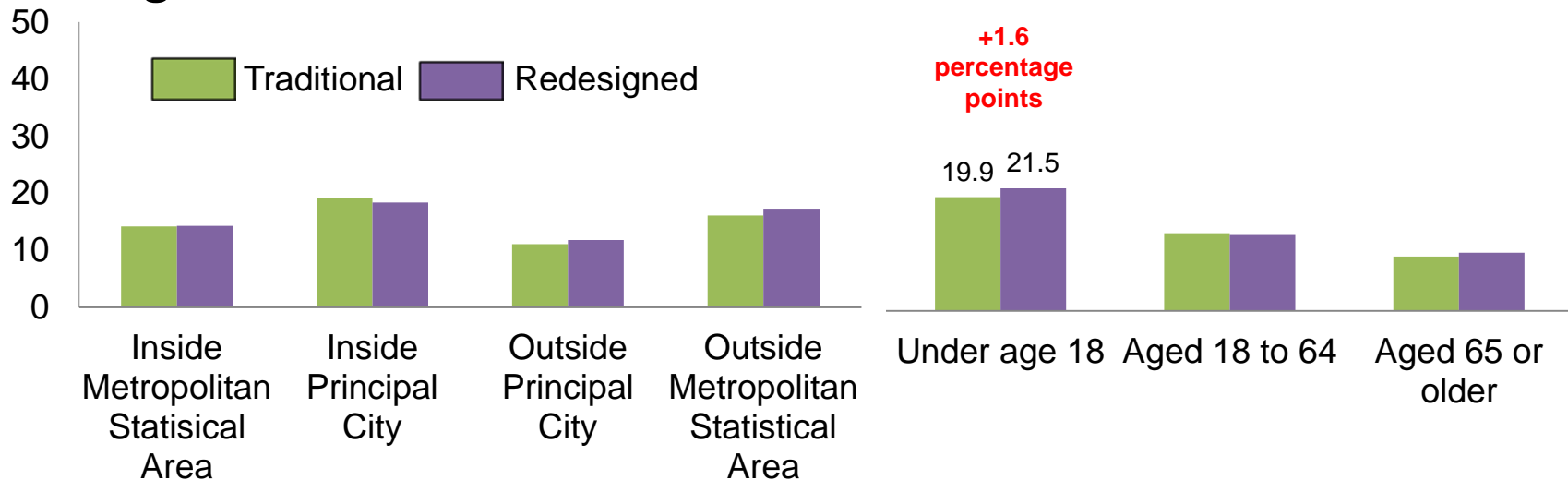
Subgroup	Traditional Median Income (T)	Redesigned Median income (R)	Percentage Change in Median Income $[(R - T)/T]$
All Households	\$51,939	\$53,585	*3.2
Family households	\$65,587	\$66,923	*2.0
Married-couple	\$76,509	\$78,897	*3.1
White, not Hispanic	\$58,270	\$60,329	*3.5

*An asterisk preceding an estimate indicates change is statistically different from zero at the 90 percent confidence level.

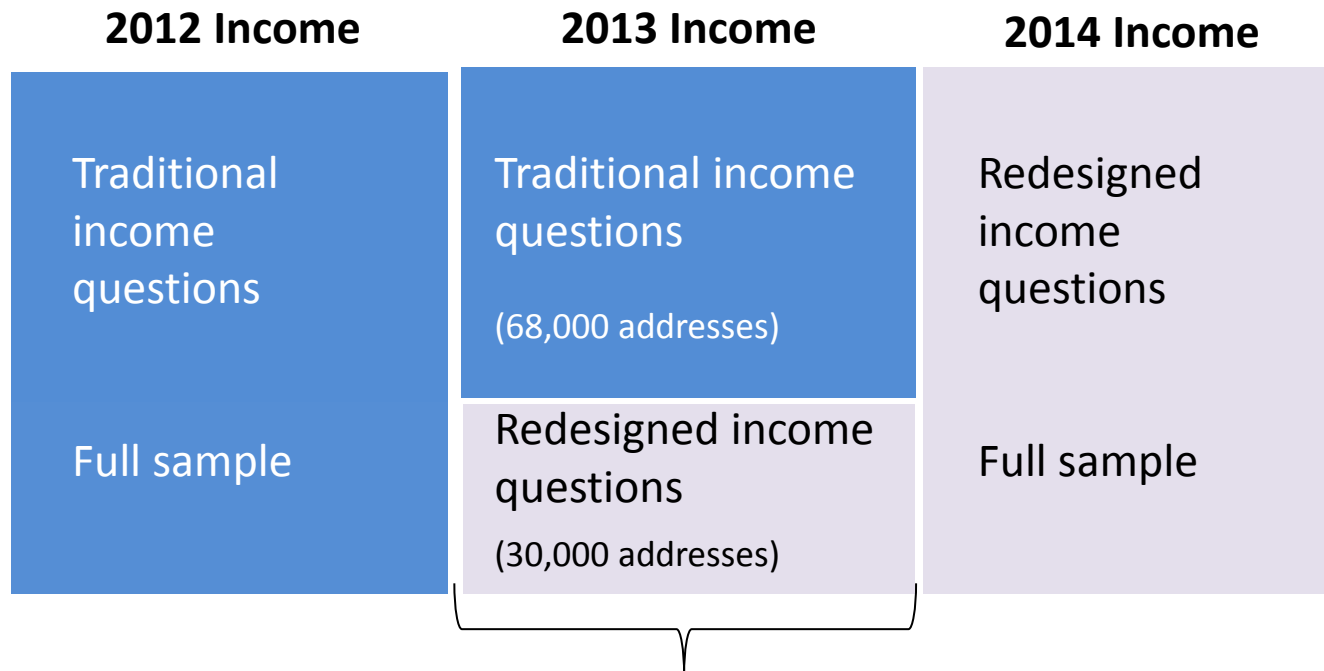
Source: U.S. Census Bureau, Current Population Survey, 2014 Annual Social and Economic Supplement.

Poverty Rates from the Traditional Income Questions compared to Estimates from the Redesigned Questions

- Most differences in official poverty estimates between the sample with the traditional income questions and the sample with the redesigned income questions were not statistically significant.



Income and Poverty in the United States: 2014

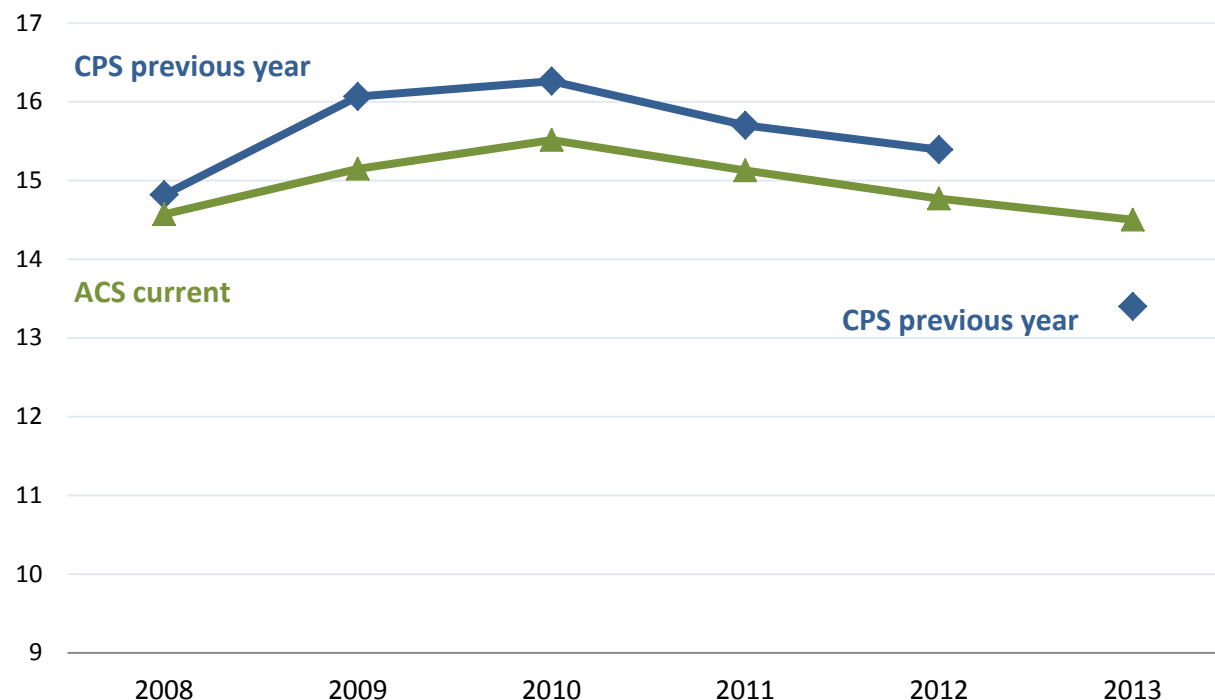


Report will include two estimates
for 2013 in the historical tables

Redesigned Health Insurance Coverage Questions in the CPS ASEC

Redesign elements:

Tailored to user experience; Multiple ways to report coverage; Detailed explanation of insurance types; Timing of insurance status changes; Exchange questions



Health Insurance Coverage in the United States: 2013

Report released September 2014

Health Insurance Coverage in the United States: 2013

- CPS ASEC sample of 68,000 addresses
- ACS to examine time series

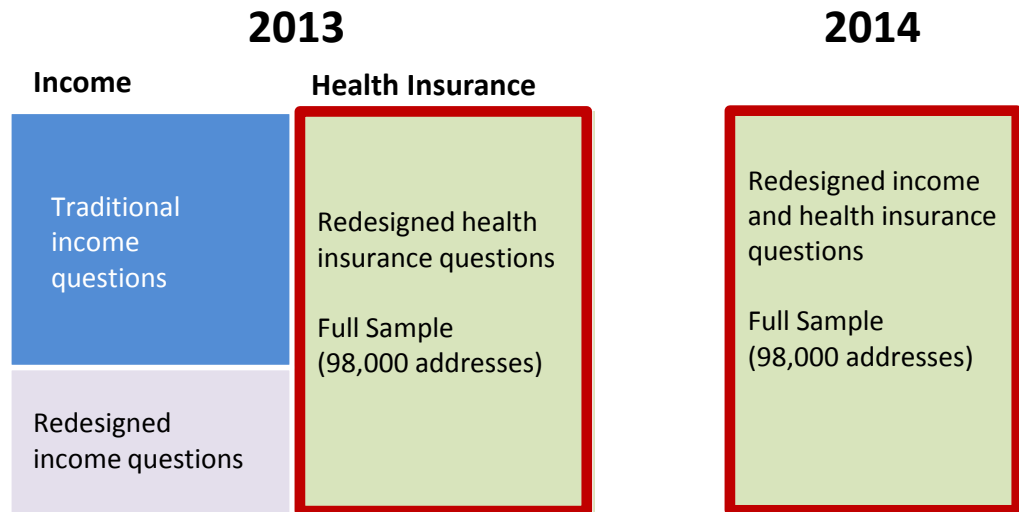
Income Items	Health Insurance Items
Traditional income questions	Redesigned health insurance questions
Redesigned income questions	Redesigned health insurance questions

Health Insurance Coverage in the United States: 2014

Report to be released September 2015

Health Insurance Coverage in the United States: 2014

- 2014 estimates from the full sample
- 2013 estimates from
 - the full sample of 98,000 addresses for most characteristics
 - the sub-sample of 30,000 addresses for income and poverty
- ACS to examine the longer time series

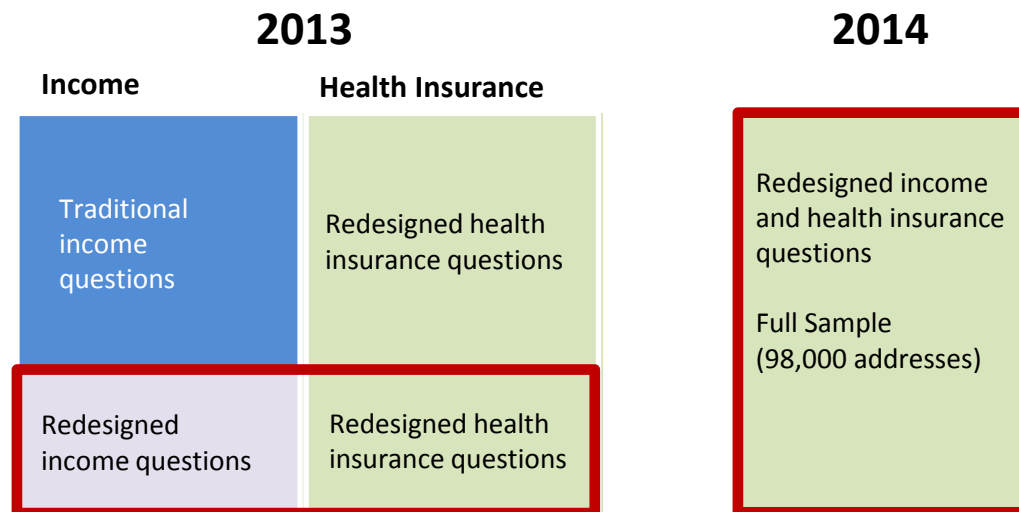


Health Insurance Coverage in the United States: 2014

Report to be released September 2015

Health Insurance Coverage in the United States: 2014

- 2014 estimates from the full sample
- 2013 estimates from
 - the full sample of 98,000 addresses for most characteristics
 - **the sub-sample of 30,000 addresses for income and poverty**
- ACS to examine the longer time series



Additional Products for Income, Poverty, and Health Insurance: 2013

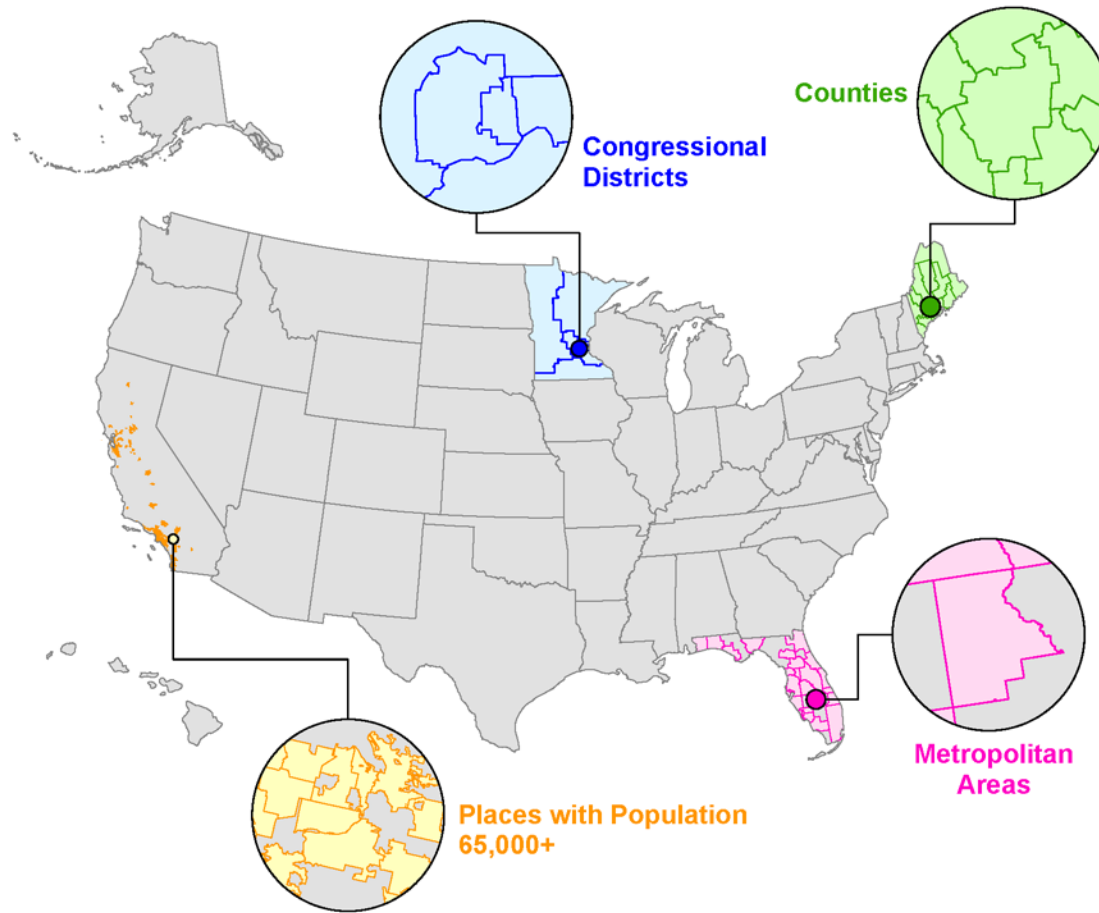
Released August 2015

- Public meeting, presentation and reference materials
- Table packages for 2013 income and poverty using redesigned income questions based on the sample of 30,000 addresses
- Select 2013 health insurance coverage tables, most using the full sample
- Public use file with redesigned income questions based on the sample of 30,000 addresses

Timeline of Upcoming Releases


September 16, 2015	<ul style="list-style-type: none"> • Income and Poverty in the United States: 2014 • Health Insurance Coverage in the United States: 2014 • The Supplemental Poverty Measure: 2014 • Webcast at 10:00 AM • Detailed tables for income, poverty, and health insurance: 2014 • Public use data file • Measure of current health insurance coverage released with the National Center for Health Statistics
September 17, 2015	<ul style="list-style-type: none"> • American Community Survey 1-year data: nation, states, and all geographic areas over 65,000
Forthcoming	<ul style="list-style-type: none"> • Income consistent research file based on the full sample and modeled income • America's Families: 2015 • Geographic Mobility from 2014 to 2015 • Small Area Health Insurance Estimates: 2014

More Estimates from the American Community Survey



For more information on income and poverty

<http://www.census.gov/topics/income.html>

U.S. Department of Commerce | Blogs | Index A-Z | Glossary | FAQs

[Topics](#)
Population, Economy

[Geography](#)
Maps, Geographic Data

[Library](#)
Infographics, Publications

[Data](#)
Tools, Developers

[About the Bureau](#)
Research, Surveys

[Newsroom](#)
News, Events, Blogs

About this Topic

Data

News

Publications

Surveys/Programs

Visualizations

Working Papers

Income is the gauge many use to determine the well-being of the U.S. population. Survey and census questions cover poverty, income, and wealth.

Read More

- Income
- Income Inequality
- Poverty
- Small Area Income and Poverty
- Supplemental Poverty Measures
- Wealth

Well-Being





Latest

[News](#)[Data](#)[Publications](#)[Working Papers](#)



Income, Poverty & Health Insurance Statistics & ACS Release Schedule
July 31, 2014
The U.S. Census Bureau announced today the schedule for the 2013 income, poverty & health insurance statistics, as well as the 2013 ACS releases.

U.S. Census Bureau Economic Indicators

Business Inventories
June 2014 Report
Released 10:00 AM EDT, 8/13/14

\$1,743.1 B  0.4%

Advance Monthly Retail Sales
July 2014 Report
Released 8:30 AM EDT, 8/13/14

For more information on health insurance

<http://www.census.gov/topics/health.html>

The screenshot shows the U.S. Census Bureau website's "Health" topic page. At the top, there's a navigation bar with the "United States Census Bureau" logo and links for "Topics", "Geography", "Library", "Data", "About the Bureau", and "Newsroom". A search bar is also present. The main content area is titled "Health" and includes a sidebar with links for "About this Topic", "Data", "News", "Publications", "Surveys/Programs", "Visualizations", and "Working Papers". The main text area states that health statistics are important for measuring the nation's well-being and provides a list of topics: Disability, Expenses & Investments, Fertility, Health Insurance, HIV/AIDS, and Small Area Health Insurance Estimates. A "Latest" section features a "News" tab and a featured article titled "An Aging Nation, Live on C-SPAN's 'America by the Numbers'" dated August 13, 2014, which discusses the projected growth of the 65-and-older population.

U.S. Department of Commerce | Blogs | Index A-Z | Glossary | FAQs

United States Census Bureau

Topics: Population, Economy | Geography: Maps, Geographic Data | Library: Infographics, Publications | Data: Tools, Developers | About the Bureau: Research, Surveys | Newsroom: News, Events, Blogs

Health

About this Topic

Data

News

Publications

Surveys/Programs

Visualizations

Working Papers

Health statistics are increasingly important in measuring the nation's overall well-being. The Census Bureau provides accurate, detailed, and up-to-date statistics—covering people and business—relating to health in America.

Read More

- Disability
- Expenses & Investments
- Fertility
- Health Insurance
- HIV/AIDS
- Small Area Health Insurance Estimates

Latest

News | Data | Publications | Visualizations

Tell us what YOU think

An Aging Nation, Live on C-SPAN's "America by the Numbers"

August 13, 2014

The nation's 65-and-older population is projected to reach 83.7 million in the year 2050, almost double in size from the 2012 level of 43.1 million.

Contact Information

Victoria Velkoff
Division Chief

Social, Economic, and Housing Statistics Division

victoria.a.velkoff@census.gov

QUESTIONS

Dial-in number: 800-857-4620

Participant passcode: 9912525

Note: Stay on the line until operator asks for the passcode. Do not key in passcode.

BREAK

Next session will begin at 11 AM.