

# USES OF DECENNIAL CENSUS PROGRAMS DATA IN FEDERAL FUNDS DISTRIBUTION: FISCAL YEAR 2021

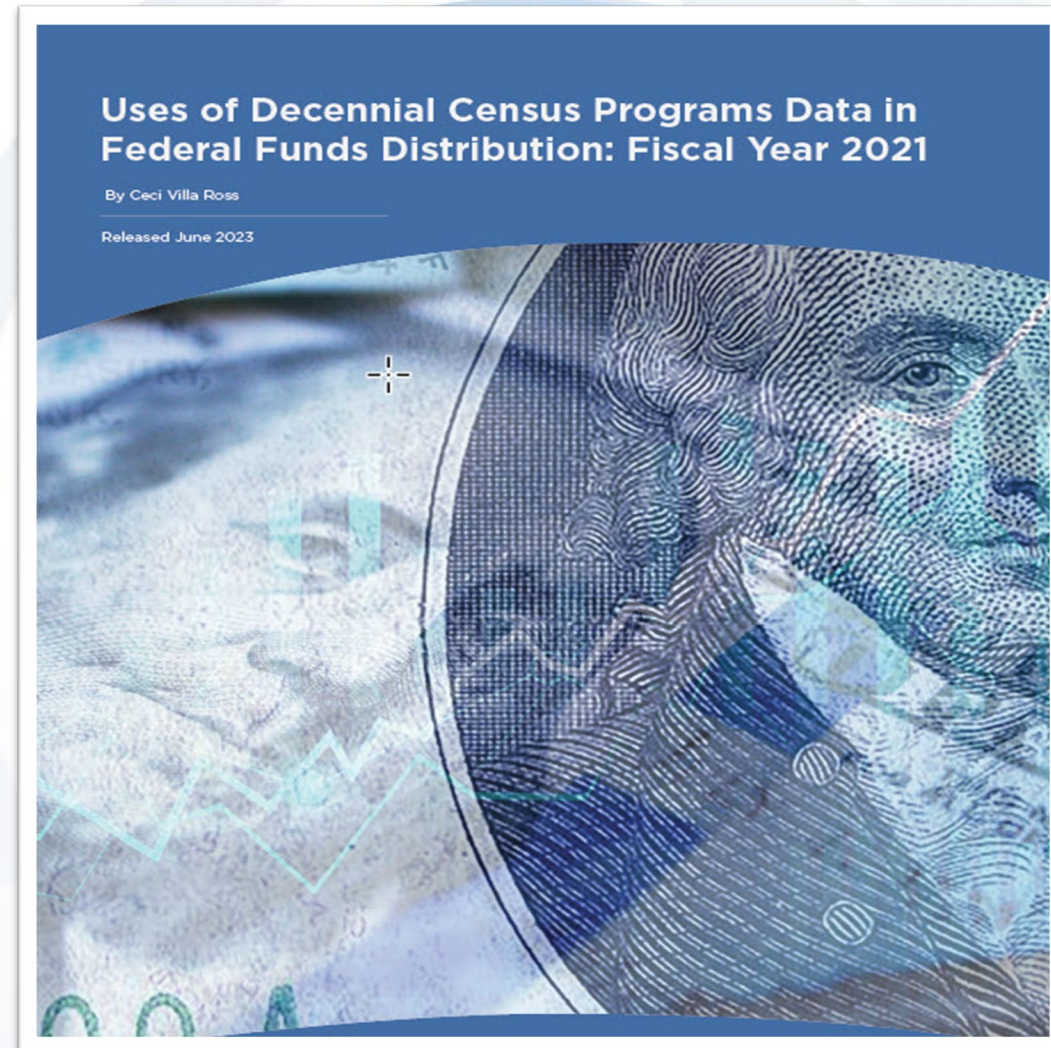
---

**JUNE 14, 2023**



# New Report Released

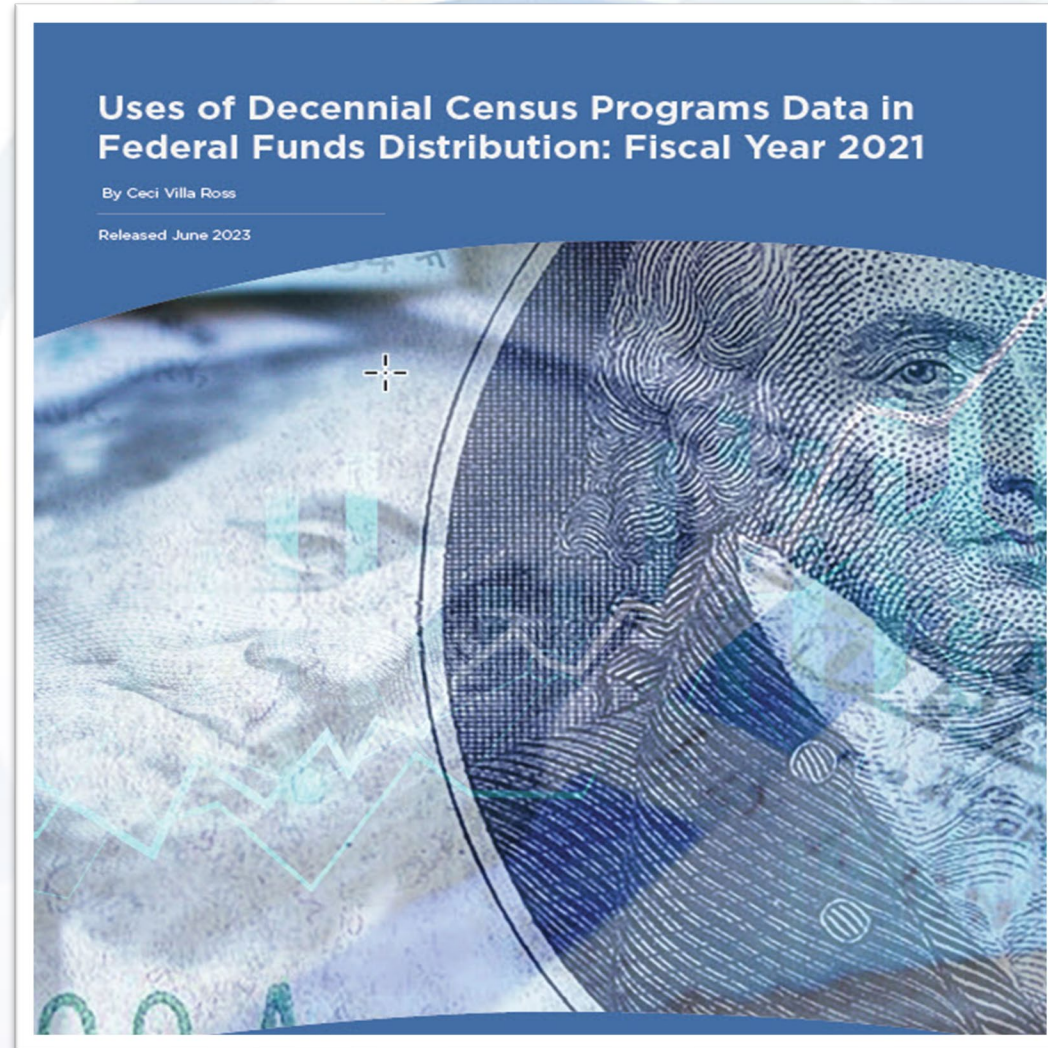
- **Webinar Host:**  
Maria Olmedo-Malagon,  
Chief, Office of Strategic Alliances.
- **Report Summary:** Decennial  
Census Programs data help guide  
TRILLIONS of dollars in federal  
funds distribution.
- First estimate released by Census  
Bureau in nearly 6 years.





# New Report Released

- New figure underscores the **importance** of Decennial Census Programs data and how our data serve as a **critical** source of information.
- Data help guide federal funding distribution to hundreds of assistance programs.



# THANK YOU!

Census Bureau data users and stakeholders help America work better through data. Together we harness the power of Census Bureau data and co-create solutions that improve the lives of American people.



# SPEAKERS



**Maria Olmedo-Malagon**

Chief, Office of Strategic  
Alliances,  
U.S. Census Bureau



**Albert E. Fontenot, Jr.**

Executive Senior Advisor for  
the Decennial Census  
Programs,  
U.S. Census Bureau



**Ceci Villa Ross**

Special Assistant to the  
Division Chief,  
American Community Survey  
Office,  
U.S. Census Bureau



**Andrew Reamer, Ph.D**

Research Professor,  
George Washington Institute  
of Public Policy, George  
Washington University



# ALBERT E. FONTENOT JR.

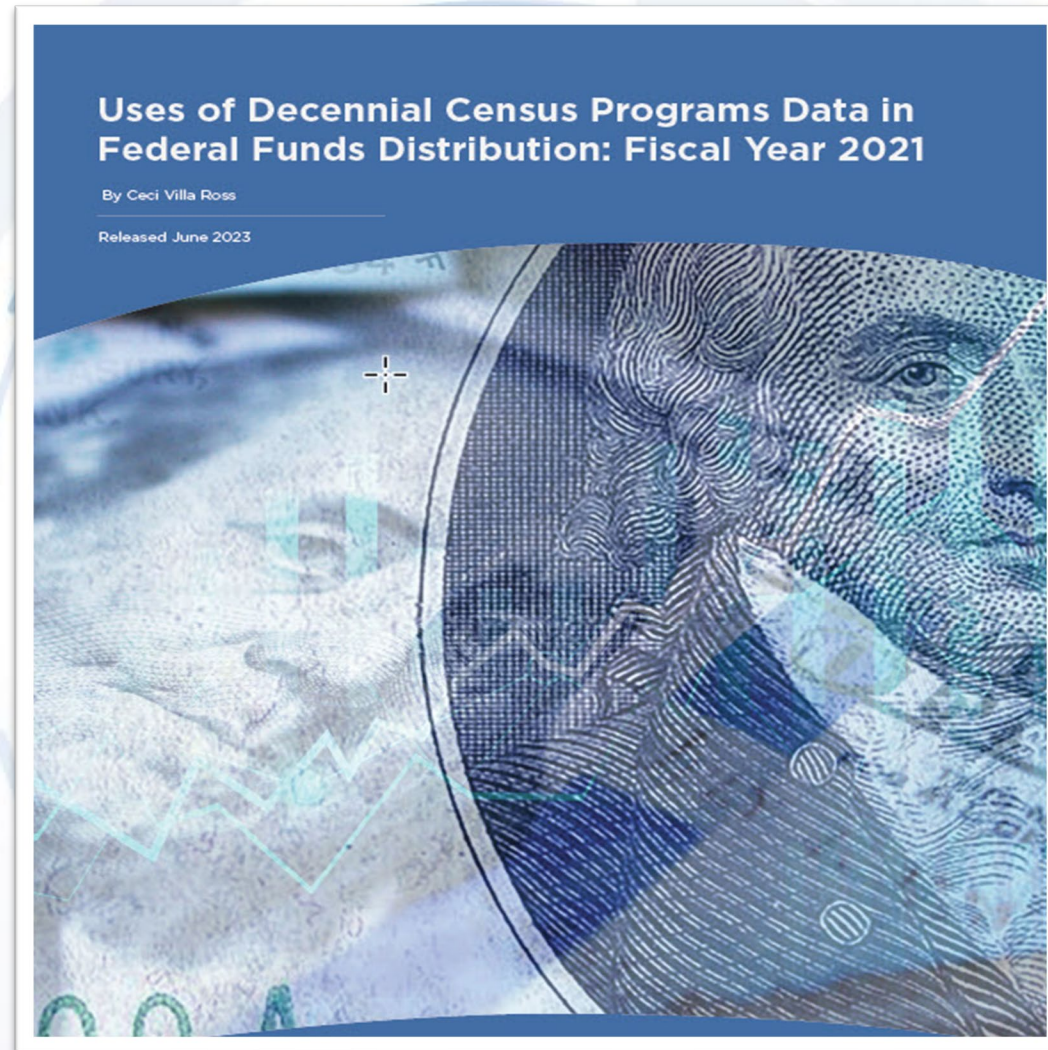
---

Executive Senior Advisor,  
Decennial Census Programs,  
U.S. Census Bureau



# New Report Overview

- **\$2.8 trillion** in federal funding distributed in fiscal year 2021 guided by Census Bureau data in whole or in part.
- Previous estimate released in 2017 was \$675+ billion.
- Report methodology.
- People's responses matter.



## New Report Overview

- People **power** our data.
- Every person who fills out a questionnaire provides a **vital part** of the picture of their community.
- People's responses help guide where funding flows.
- Participation improves data quality.
- Work to continually improve timeliness and range of data products the Census Bureau provide.





# New Report Overview

- Calculating dollar figures for every federal program that Census Bureau data touch is a complicated, labor-intensive task.
- **Report author:** Ceci Villa Ross, American Community Survey Office
- **Report contributor:** Andrew Reamer, Ph.D, George Washington Institute of Public Policy, George Washington University



## ANDREW REAMER, PH.D

---

Research Professor,  
George Washington  
Institute of Public Policy,  
George Washington  
University &  
Report Contributor



# CENSUS DATA AND FEDERAL FUNDS DISTRIBUTION



## PREVIOUS RESEARCH

- Census Bureau data touches hundreds of federal programs.
  - Authored 2019 report identifying **\$1.5 trillion** in census-guided federal spending for FY17.
  - Census-derived data also guide the day-to-day economic activity across the U.S.



## NEW RESEARCH

- The new estimate for FY21 makes clear the **substantial importance of census data** in evidence-based policymaking and in making more possible a healthy economy shared by all Americans.

# CENSUS DATA AND FEDERAL FUNDS DISTRIBUTION



## NEW REPORT

- James Madison would be pleased to see that Congress supports his innovative idea that the census gathers data that allow "*public measures*" to be adapted to "*the particular circumstances of the community.*"



## NEW RESEARCH & ESTIMATE

- The new report describes the rigorous research and methods used to come to comprehensive, reliable estimates.





## CECI VILLA ROSS

---

Special Assistant to the  
Division Chief,

American Community  
Survey Office,

U.S. Census Bureau &  
Report Author

# Uses of Decennial Census Programs Data in Federal Funds Distribution: Fiscal Year 2021

By Ceci Villa Ross

Released June 2023



## AGENDA

- Findings and Tables
  - Largest Federal Assistance Programs Using Decennial Census Programs Data with Percent of the Total in FY21
  - COVID-19 Programs Using Decennial Census Programs Data in FY21
- Background on the Uses of Census Bureau in Federal Funds Distribution: Fiscal Year 2021
- Analysis of the Working Paper
- Scope of the Data Used for the Analysis
- Data Sources for the Federal Funds Distribution
- Methodology to Determine Program Use of Census Bureau Data
- Examples of How Programs are Using Census Bureau Data



# USES OF DECENNIAL CENSUS PROGRAMS DATA IN FEDERAL FUNDS DISTRIBUTION: FISCAL YEAR 2021

## THE FINDINGS

- **Inventory of programs**
  - At least **353 federal assistance programs** used Decennial Census Programs data to distribute federal funds in FY2021
- **Estimate of federal funds distribution**
  - More than **\$2.8 trillion in federal funds** were distributed using Decennial Census Programs data in whole or in part in FY2021
  - Largest federal funding programs account for about 90 percent of total federal funds distributed in FY2021

# USES OF DECENNIAL CENSUS PROGRAMS DATA IN FEDERAL FUNDS DISTRIBUTION: FISCAL YEAR 2021

## LARGEST FEDERAL ASSISTANCE PROGRAMS USING DECENNIAL CENSUS PROGRAMS DATA WITH PERCENTAGE OF THE FY 21 TOTAL

Assistance Listing Number <sup>1</sup>	Program Name	Federal Executive Department or Agency <sup>2</sup>	Fiscal Year 2021 Funds	Percentage of the total number
93.778	Medical Assistance Program	HHS	\$568,115,846,349	19.9%
93.774	Medicare Part B—Medicare Supplementary Medical Insurance	HHS	\$395,915,112,082	13.9%
21.027	<b>Coronavirus State and Local Fiscal Recovery Funds</b>	USDT	\$350,824,555,169	12.3%
93.773	<b>Medicare Part A—Medicare Hospital Insurance</b>	HHS	\$326,389,294,515	11.4%
84.425	<b>Education Stabilization Fund</b>	ED	\$231,827,196,664	8.1%
10.551	Supplemental Nutrition Assistance Program	USDA	\$135,746,808,179	4.8%
93.770	<b>Medicare Part D—Prescription Drug Coverage</b>	HHS	\$98,097,289,508	3.4%
93.498	<b>Provider Relief Fund</b>	HHS	\$79,480,343,511	2.8%
20.205	Highway Planning and Construction	DOT	\$60,451,795,865	2.1%
96.006	<b>Supplemental Security Income</b>	SSA	\$55,717,174,587	2.0%
93.575	Child Care and Development Block Grant	HHS	\$50,886,159,795	1.8%
59.012	<b>7(a) Loan Guarantees</b>	SBA	\$34,889,257,318 *	1.2%
21.023	<b>Emergency Rental Assistance Program</b>	USDT	\$33,922,046,617	1.2%
84.063	Federal Pell Grant Program	ED	\$27,907,240,097	1.0%
10.555	National School Lunch Program	USDA	\$27,104,136,942	0.9%
14.871	Section 8 Housing Choice Vouchers	HUD	\$26,927,044,439	0.9%
14.228	Community Development Block Grants/State's Program and Non-Entitlement Grants in Hawaii	HUD	\$25,884,247,508	0.9%
20.507	Federal Transit Formula Grants	DOT	\$20,549,164,724	0.7%
93.767	Children's Health Insurance Program	HHS	\$18,166,407,569	0.6%
93.558	Temporary Assistance for Needy Families	HHS	\$18,117,088,073	0.6%
<b>Top 20 Programs</b>			<b>\$2,586,918,209,511</b>	<b>90.7%</b>
<b>Remaining Programs</b>			<b>\$266,389,160,636</b>	<b>9.3%</b>
<b>Assistance Listings Total</b>			<b>\$2,853,307,370,147</b>	

Source: USAspending.gov Assistance Data (fiscal year 2021), sam.gov (2021)

1. Assistance Listing identification number.
  2. Federal Executive Department or Agency acronyms are listed in Appendix A.
  3. The percentage was calculated using the total amount of all 341 programs in Fiscal Year 2021 (\$2,853,307,370,147).
- \*For this program, a USAspending.gov estimate was not available and an estimate from sam.gov was used.

# USES OF DECENNIAL CENSUS PROGRAMS DATA IN FEDERAL FUNDS DISTRIBUTION: FISCAL YEAR 2021

## COVID-19 PROGRAMS USING DECENNIAL CENSUS PROGRAMS DATA IN FY21

Assistance Listing Number <sup>1</sup>	Program Name	Federal Executive Department or Agency <sup>2</sup>	Fiscal Year 2021 Funds
21.027	Coronavirus State and Local Fiscal Recovery Funds	USDT	\$350,824,555,169
84.425	Education Stabilization Fund	ED	\$231,827,196,664
93.498	Provider Relief Fund	HHS	\$79,480,343,511
21.023	Emergency Rental Assistance Program	USDT	\$33,922,046,617
21.026	Homeowner Assistance Fund	USDT	\$10,037,161,817
32.009	Emergency Connectivity Fund Program	FCC	\$1,186,623,743
10.542	Pandemic EBT Food Benefits	USDA	\$755,534,784
32.008	Affordable Connectivity Program	FCC	\$600,129,202
21.019	Coronavirus Relief Fund	USDT	\$515,758,560
93.697	COVID-19 Testing and Mitigation for Rural Health Clinics	HHS	\$480,772,895
<b>Total COVID Specific</b>			<b>\$709,630,122,962</b>
<b>Total of All Programs</b>			<b>\$2,853,307,370,147</b>
<b>Difference</b>			<b>\$2,143,677,247,185</b>

Source: USAspending.gov Assistance Data (fiscal year 2021)

1. Catalog of Federal Domestic Assistance program identification number.
2. Federal Executive Department or Agency acronyms are listed in Appendix A.



# Uses of Decennial Census Programs Data in Federal Funds Distribution: Fiscal Year 2021

By Ceci Villa Ross

Released June 2023



## BACKGROUND

- Illustrating the value of accurate Census Bureau data increases the likelihood of participation in a census or survey.
- As the Census Bureau was actively preparing for the 2020 Census, the Census Bureau released a working paper that found “more than 675 billion” of federal funds were distributed using Decennial Census Programs data in fiscal year 2015.
- Amount of federal funds distributed using Decennial Census Programs data in whole or in part is frequently used to illustrate the value of accurate data to encourage participation in our censuses and surveys.
- **Important to note:** The Census Bureau does not distribute or determine federal funding for any program, nor does the Census Bureau determine how the data are used by federal programs or in funding formulas.




# THE ANALYSIS

Build on the previous work and, in partnership with the George Washington Institute of Public Policy at George Washington University and Dr. Andrew Reamer, document an estimate of the allocation of federal funds distributed using Decennial Census Programs data.


Federal financial assistance programs use Decennial Census Programs data in whole or in part to guide funds distribution in any of three ways:

- **Definition of eligible recipients.** Many programs use data derived from Decennial Census Programs to define the characteristics of geographic areas, state and local governments, and populations eligible to receive funds.
- **Variables in funds allocation formulas.** Many programs use data derived from Decennial Census Programs as variables in the formulas used to determine the allocation of funds to eligible recipients.
- **Applicant selection criteria.** Several competitive financial assistance programs use data derived from Decennial Census Programs to specify criteria by which the sponsoring agency will rank and select award recipients.



# THE SCOPE

- **Decennial Census Programs**
  - Decennial Census
  - American Community Survey
  - Geographic Programs
- **Related Programs**
  - Population Estimates Program
  - Current Population Survey (Income and Poverty Estimates)
  - State Personal Income Estimates
  - Consumer Expenditure Survey
  - Statistical Area Delineation (example: MSAs)

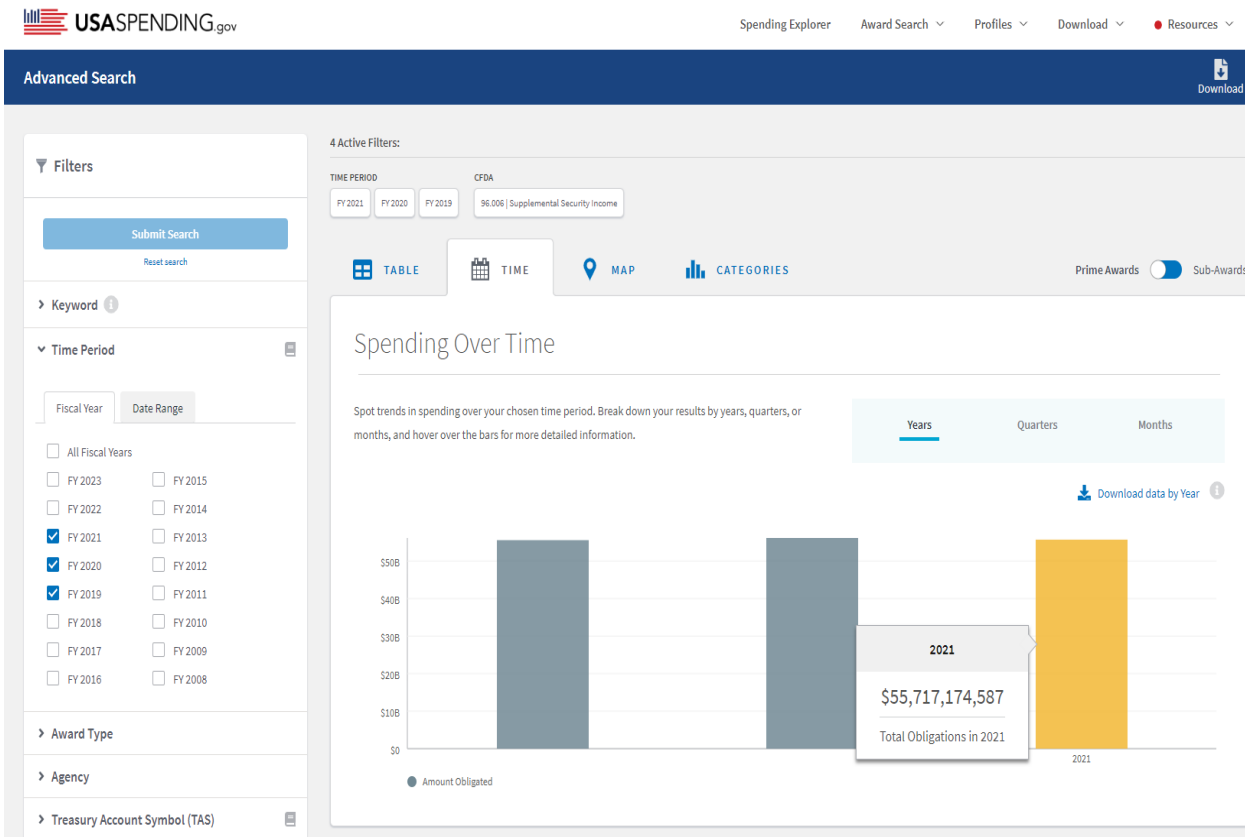




# USES OF DECENNIAL CENSUS PROGRAMS DATA IN FEDERAL FUNDS DISTRIBUTION

## THE DATA SOURCES

### Official Source of U.S. Government Spending Data (Department of Treasury)



### Federal Domestic Assistance Program Information (General Services Administration)

SAM.GOV

Home Search Data Bank Data Services Help

SOCIAL SECURITY ADMINISTRATION USA

Follow

ASSISTANCE LISTINGS

### Supplemental Security Income

**Warning:** Note: This Assistance Listing was not updated by the issuing agency in 2022. Please contact the issuing agency listed under "Contact Information" for more information.

Assistance Listing

- Overview
- Authorizations
- Financial Information
- Criteria for Applying
- Applying for Assistance
- Compliance Requirements
- Contact Information
- History

Popular Name: Supplemental Security Income

Department/Ind. Agency: SOCIAL SECURITY ADMINISTRATION

Assistance Listing Number: 96.006

Related Federal Assistance: 96.004, 93.560, 96.001, 93.778, 96.002

View available opportunities on Grants.gov related to this Assistance Listing

#### Overview

#### Objectives

To ensure a minimum level of income to persons who have attained age 65 or are blind or disabled, and whose income and resources are below specified levels.

#### Examples of Funded Projects

Not Applicable.

#### Assistance Listing Description

Supplemental Security Income (SSI) payments are made to persons who have attained age 65 or who are blind or disabled and meet the means-tested and other requirements of the program. Generally, there are no restrictions on the use of benefits received by beneficiaries, although the right to future benefits is not transferable or assignable. The Federal government gives the States funds, in advance or by way of reimbursement, for necessary costs in making disability determinations under 20 CFR 404 subparts P and Q and part 416 subparts I and J. Necessary costs are direct as well as indirect costs as defined in 41 CFR 1-15,

# USES OF DECENNIAL CENSUS PROGRAMS DATA IN FEDERAL FUNDS DISTRIBUTION: FISCAL YEAR 2021

## THE METHODOLOGY

- **Update the catalog of programs identified in 2017**
  - Reviewed the existing inventory of programs from the Census Bureau's report released in 2017 and from "Counting for Dollars 2020: The Role of the Decennial Census in the Geographic Distribution of Federal Funds"
  - Conducted an examination of other programs identified by using machine learning techniques
  - Examined information on the programs to determine their use of Decennial Census Programs data in the System for Award Management (sam.gov)
- **Update estimate of funds distributed**
  - Use fiscal year 2021 funding from USAspending for programs in scope for this analysis
  - For a funding amount not available in USAspending.gov, alternative sources for the program were used

# EXAMPLES OF HOW PROGRAMS ARE USING DECENNIAL CENSUS PROGRAMS DATA

## Per Capita Income for Medical Assistance Program

*The Secretary calculates the percentages, using formulas in sections 1905(b) and 1101(a)(8), and **calculations by the Department of Commerce of average income per person in each state and for the Nation as a whole**. The percentages must fall within the upper and lower limits specified in section 1905(b) of the Act. The percentages for the District of Columbia, Puerto Rico, the Virgin Islands, Guam, American Samoa, and the Northern Mariana Islands are specified in statute, and thus are not based on the statutory formula that determines the percentages for the 50 states.*

## Urbanized Areas for the Federal Transit Formula Grants

*The Urbanized Area Formula Funding Program (49 U.S.C. 5307) makes federal resources available to local and regional government authorities and states for transit capital and operating assistance and for transportation-related planning in urbanized areas. An urbanized area is an area encompassing a **population of not less than 50,000** that has been defined and designated in the most recent decennial census as an ‘urbanized area’ by the Secretary of Commerce, Bureau of the Census.*

## Unemployment Statistics for the Coronavirus State and Local Recovery Funds and Homeowner Assistance Fund

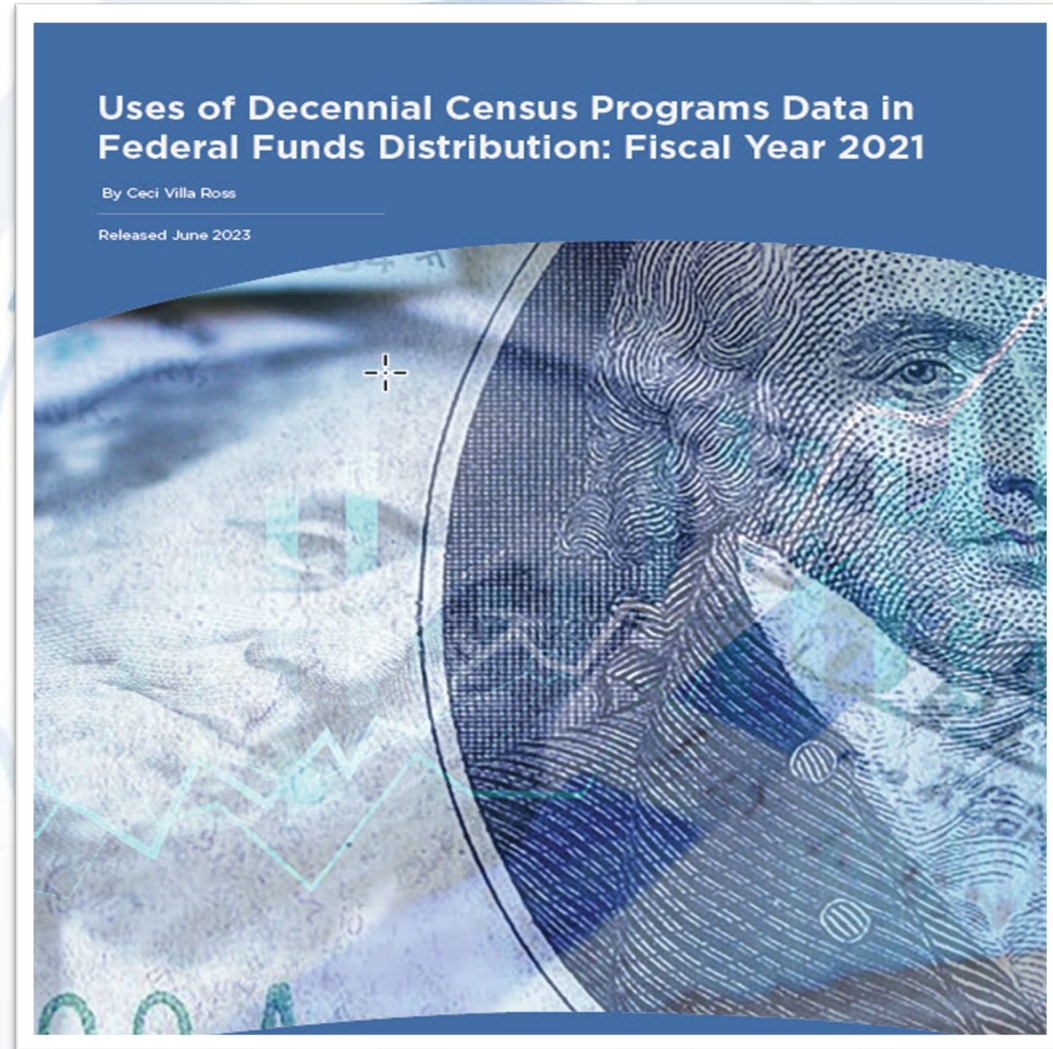
*“...in an amount which bears the same proportion to such remainder as the average estimated **number of seasonally-adjusted unemployed individuals...**”*

*“The statute requires the Department of the Treasury to make allocations for each state, the District of Columbia, and Puerto Rico based on homeowner need, determined by reference to (1) the average **number of unemployed individuals...**”*



## In Summary

- **\$2.8 trillion** in federal funding distributed in fiscal year 2021 guided by Census Bureau data in whole or in part.
- At least **353 federal assistance programs** used Decennial Census Programs data to distribute federal funds in FY2021.
- Largest federal funding programs account for about **90 percent of total federal funds** distributed in FY2021.
- **People's responses matter.**



# QUESTIONS?



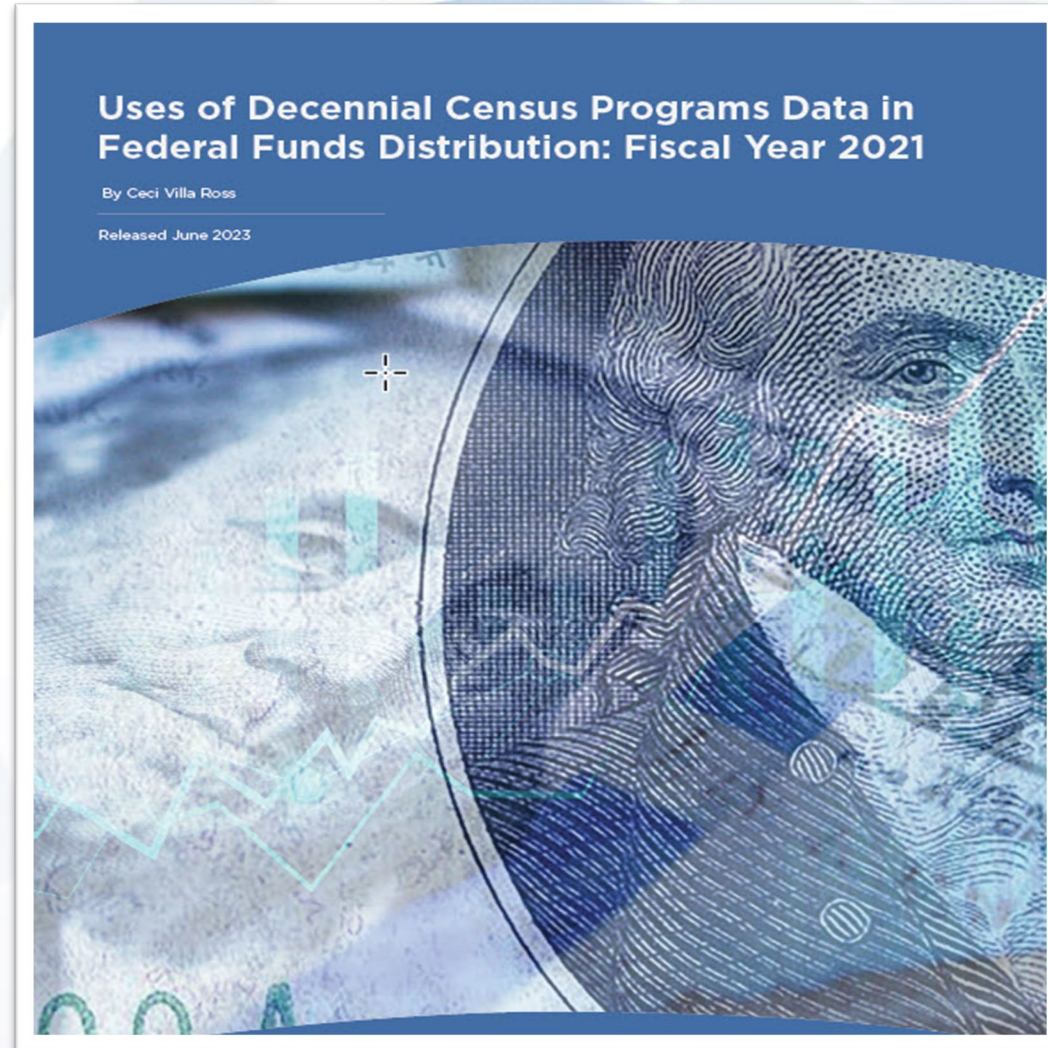
**Call 1-888-889-6562**  
(passcode: 3251647)

Dial \*1

# Release Resources


## Press Kit:

- Slide deck
- News Release
- Blog
- Fact Sheet





# USES OF DECENNIAL CENSUS PROGRAMS DATA IN FEDERAL FUNDS DISTRIBUTION: FISCAL YEAR 2021



**United States<sup>®</sup> Census Bureau**

Partners Researchers Educators Survey Respondents News NAICS Codes Jobs About Us Contact Us Help

**Topics** **Data & Maps** **Surveys & Programs** **Resource Library**

Search data, events, resources, a... 🔍

## Measuring America's People, Places, and Economy

We Believe in the Power of Quality Data to Impact Public Life

Learn More ➔

# USES OF DECENNIAL CENSUS PROGRAMS DATA IN FEDERAL FUNDS DISTRIBUTION: FISCAL YEAR 2021

// Census.gov / Newsroom

## Newsroom

The latest news releases and statements from the U.S. Census Bureau. Also, find upcoming events, and useful information for media.

[Read More](#)



Census Blogs



Facts for Features



Press Kits



News Releases



Stats for Stories



Tip Sheets



Top

Press Release

### How we're continuing to engage with

# Q&A

## Subject matter experts:

- **Ceci Villa Ross**, Special Assistant, American Community Survey Office (ACSO)
- **Andrew Reamer**, PhD, Research Professor, George Washington Institute of Public Policy, The George Washington University

### Media

Public Information Office  
pio@census.gov  
301-763-3030 or  
877-861-2010 (U.S. and Canada  
only)

### Non-Media

Customer Service Center  
1-800-923-8282 or 301-763-INFO  
(4636)



# UPCOMING RELEASES

- **June 15:** Selected Population and American Indian and Alaska Native Selected Population Tables
- **June 22:** Vintage 2022 Population Estimates by Age, Sex, Race and Hispanic Origin
- **June 27:** New Survey of Income and Program Participation (SIPP) Data
- **June 28:** Household Pulse Survey Phase 3.9 Data

# QUESTIONS?



**Call 1-888-889-6562**  
(passcode: 3251647)

Dial \*1

# FOR FURTHER INFORMATION

## Media:

---

### Public Information Office

pio@census.gov

301-763-3030/877-861-2010 (U.S. and Canada only)

## General Public:

---

### Customer Service Center

1-800-923-8282 or

301-763-INFO (4636)

## Press Kits

---

Go to **U.S. Census Bureau** at

Census.gov  Newsroom  Press Kits







# THANK YOU

---

 [PIO@CENSUS.GOV](mailto:PIO@CENSUS.GOV)

 [CENSUS.GOV](https://CENSUS.GOV)



# THANK YOU

---



[PIO@CENSUS.GOV](mailto:PIO@CENSUS.GOV)



[CENSUS.GOV](https://CENSUS.GOV)