

# A Strategic Vision for Innovating Federal Statistics

American Association of Public Opinion Research (AAPOR)  
May 15, 2026    Los Angeles, CA

Carla Medalia, Tim Gilbert, and Jenny Hunter  
Childs, U.S. Census Bureau

Disclaimer: Any opinions and conclusions expressed herein are those of the authors and do not reflect the views of the U.S. Census Bureau. The Census Bureau has reviewed this data product to ensure appropriate access, use, and disclosure avoidance protection of the confidential source data.

# Challenges and Opportunities



Increasing  
costs



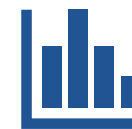
Growing data  
needs & uses



Declining  
response rates



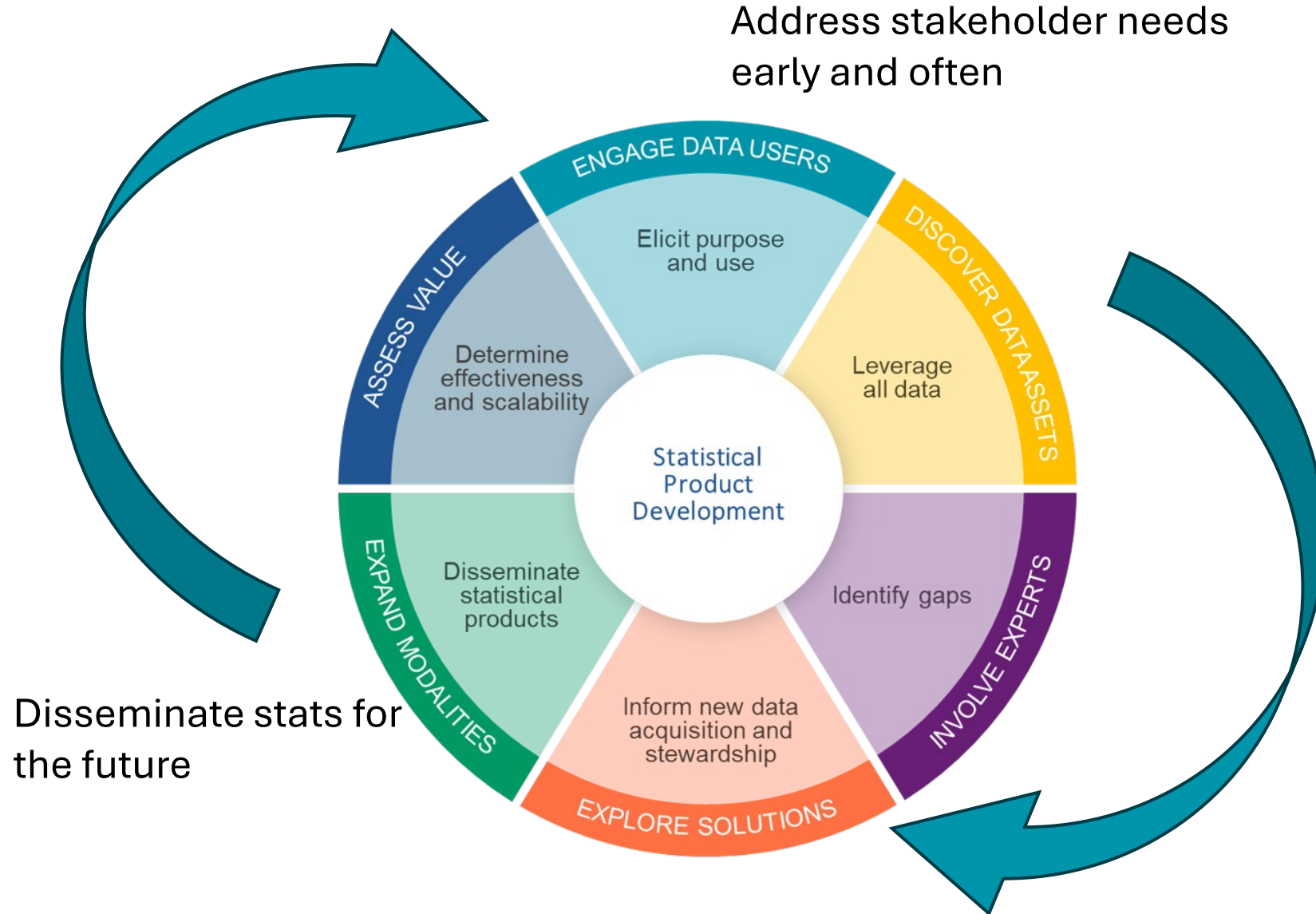
Breaking down  
siloes



Alternative  
data



Tech  
innovations



# PROTOTYPE multisource statistics


Veterans  
at risk of  
homeless-  
ness



Supports EO: Keeping Promises to Veterans and Establishing a National Center for Warrior Independence



Blends survey and census data with administrative records and open data



Uses statistical modeling to produce experimental statistics: index of risk



Build on initial prototype to add complexity and granularity to meet data user needs

# In 3 acts



## **ACT 1: NOT OUR FIRST RODEO.**

In this act, we explore the history of the HTOPS program.



## **ACT 2: ADJUST YOUR LENSES.**

In this act, we explore using the statistical product first framework.



## **ACT 3: PUT IT ALL TOGETHER.**

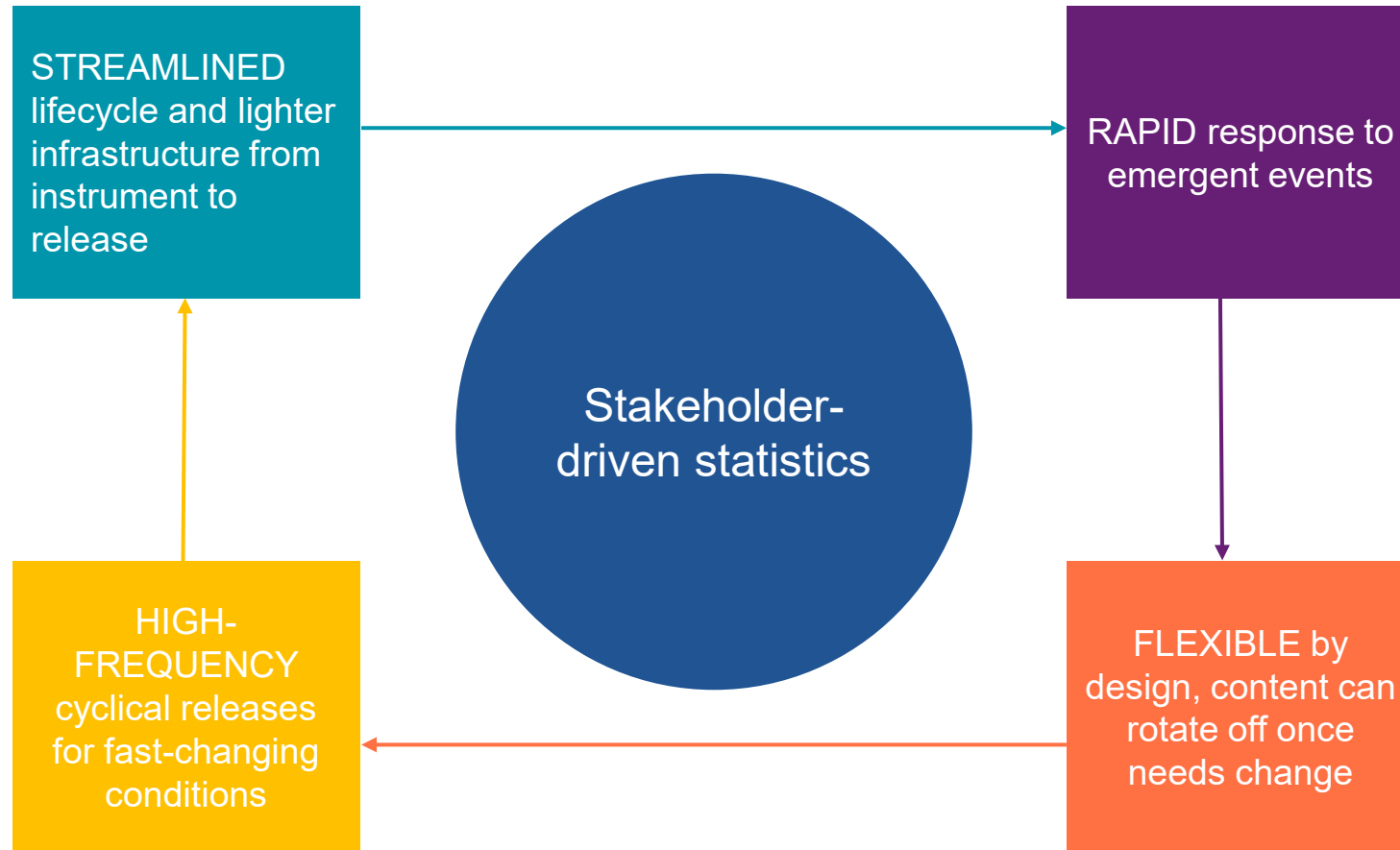
In this act, we show how we are using this framework to innovate HTOPS and federal statistics.



Not our first rodeo

Act 1

# Household Trends and Outlook Pulse Survey (HTOPS)



# HTOPS Partners

Bureau of Labor  
Statistics (BLS)

Bureau of  
Transportation  
Statistics (BTS)

Centers for  
Disease Control  
and Prevention  
(CDC)

Consumer  
Financial  
Protection Bureau  
(CFPB)

Department of  
Defense (DOD)

Energy Information  
Administration  
(EIA)

Department of  
Health and Human  
Services (HHS)

Department of  
Housing and Urban  
Development  
(HUD)

Food and Drug  
Administration  
(FDA)

Maternal and Child  
Health Bureau  
(MCHB)

National Center for  
Education  
Statistics (NCES)

National Center for  
Health Statistics  
(NCHS)

National Center for  
Immunization and  
Respiratory  
Diseases (NCIRD)

National  
Endowment for the  
Arts (NEA)

National Institute  
for Occupational  
Safety and Health  
(NIOSH)

Office of the  
Surgeon General  
(OSG)

USDA Economic  
Research Service  
(USDA-ERS)

USDA Food and  
Nutrition Service  
(USDA-FNS)

The White House  
Council of  
Economic Advisers  
(CEA)

The White House  
Domestic Policy  
Council (DPC)


# HTOPS Past and Present Content



Demographic characteristics



Employment and spending



Food security



Health



Housing



Education



Armed Services/  
Veteran's Status



Social connection

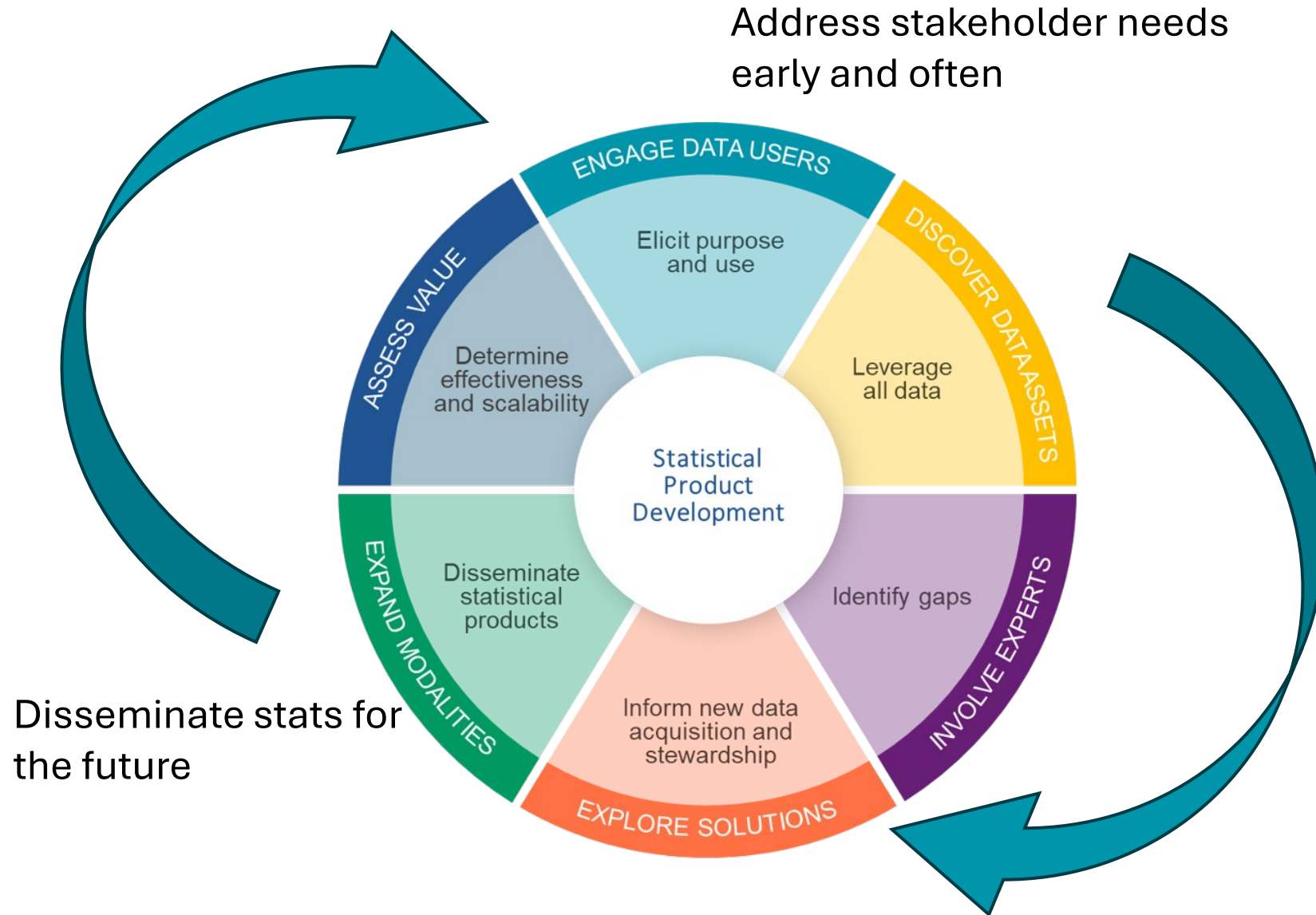



Inability to pay bills



Adjust your lenses

Act 2





Put it all together

Act 3

# 01

## Engage data users

Which **statistics do stakeholders need** to make evidence-based decisions?

## Data needs

Granular statistics on nation's veterans to support evidence-based decision-making



## Topics

Focus on homelessness, vulnerability, inability to pay bills

# 02

## Discover data assets

Leverage the Census Bureau's **Data Linkage Infrastructure**: survey data, administrative records, 3<sup>rd</sup> party data

Visit [census.gov/datalinkage](https://www.census.gov/datalinkage) to learn more

Potential Data Source	Data type	Puzzle piece
Household Trends and Outlook Pulse Survey (HTOPS)	Survey	Timely data on hardship: inability to pay bills, rental payments, etc.
American Community Survey (ACS)	Survey	Large survey, granular stats, numerous topics including veterans
US Veterans Data	Administrative records	Detailed info on veterans
Veteran Employment Outcomes (VEO)	Stat product	Earnings and employment for veterans
HUD Point-in-Time (PIT) Count	Aggregated data	Geographic stats on homelessness
Community Resilience Estimates (CRE)	Stat product	Vulnerability index
And more!	All	Many

# 03

## Involve experts

Where do we lack coverage?

What is missing?

What level of granularity and frequency?

Department of Veterans Affairs

Veterans NGOs

Housing and Urban Development

State Veterans Affairs agencies

Census Bureau SMEs

Academic researchers

# 04

## Explore solutions

Use multisource data and develop model-based statistics



Combine survey data with administrative records and other sources



Use statistical modeling to blend



Model-based multisource community statistics

# 05

## Expand modalities

Produce cutting-edge statistics to meet stakeholder needs



### Statistics

- Experimental prototype statistics
- Measures of uncertainty



### Granularity

- Define level of geography and frequency to start
- Increase granularity/frequency as needed



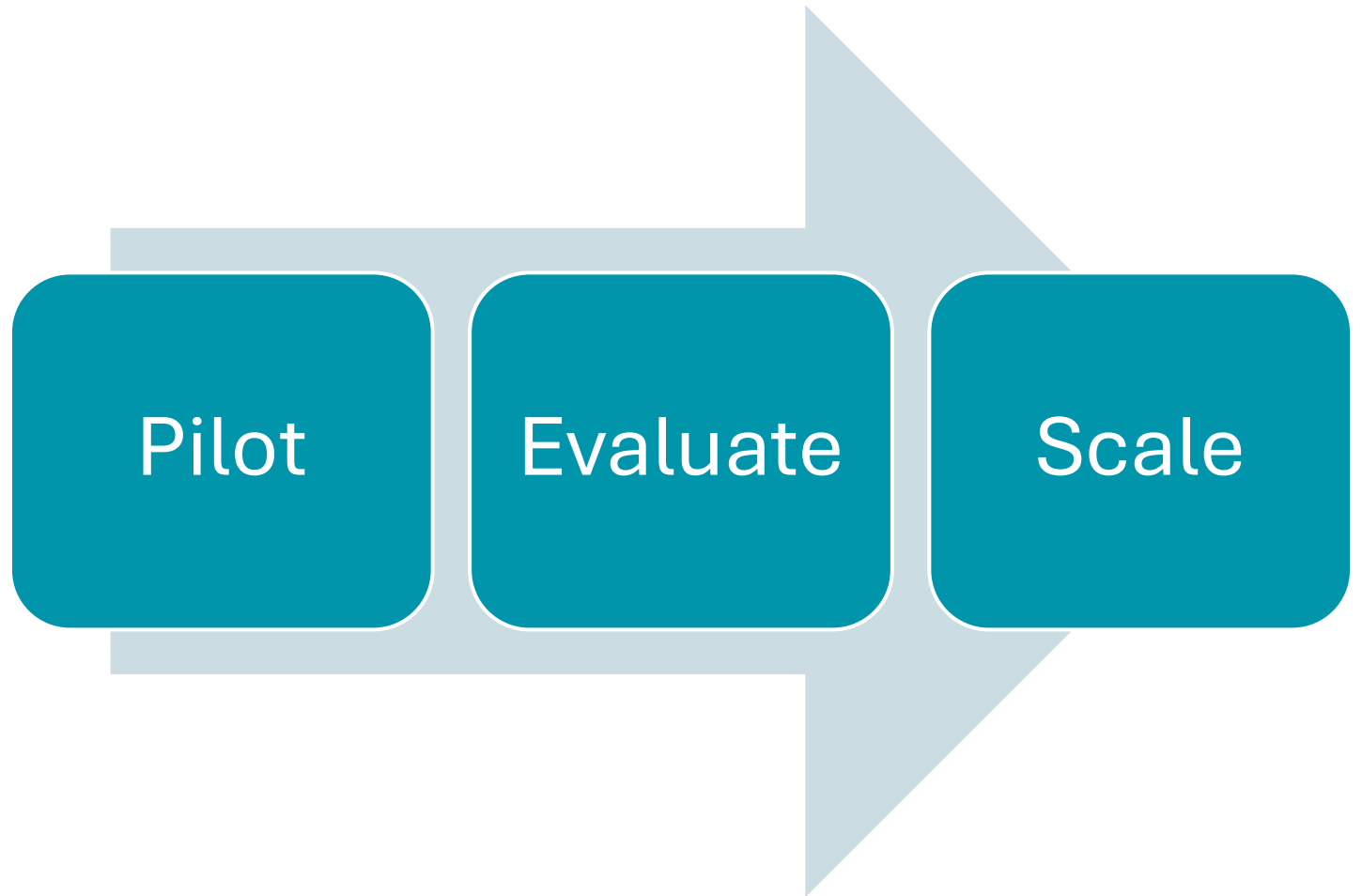
### Transparency

- Measurement validity
- How to use these stats
- Technical documentation and limitations

# 06

## Assess value

Start with small-scale pilots and to continue to iterate



# Call to action: what are *your* statistical needs?

**Please reach out!**

[Carla.Medalia@census.gov](mailto:Carla.Medalia@census.gov)  
[Timothy.R.Gilbert@census.gov](mailto:Timothy.R.Gilbert@census.gov)  
[Jennifer.Hunter.Childs@census.gov](mailto:Jennifer.Hunter.Childs@census.gov)