



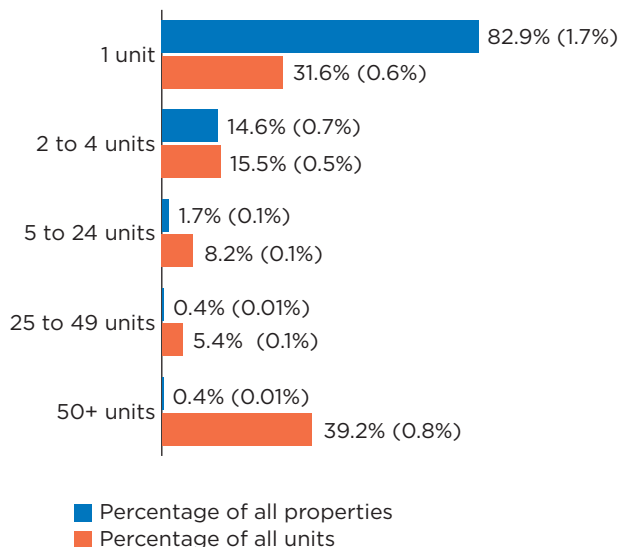
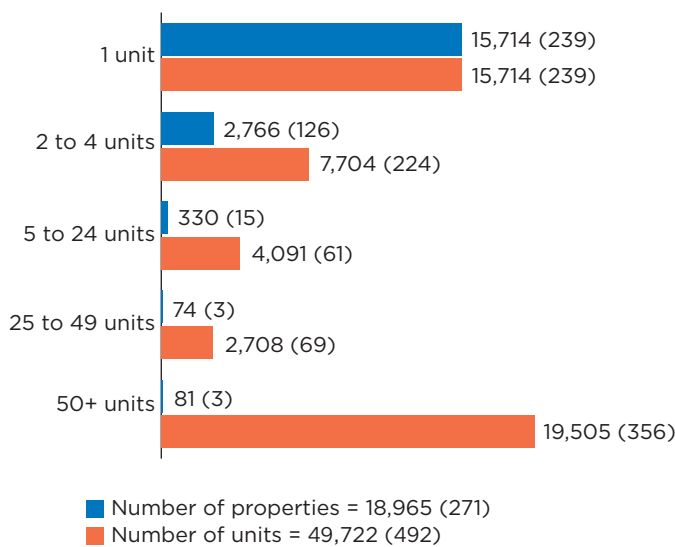
2024 Rental Housing Finance Survey

Measuring the Financial Health of America's Rental Housing Property Market

The Rental Housing Finance Survey provides a snapshot of the financial health of single-family and multifamily rental housing. This information is used to guide the development of rental housing policy, in particular, policy that affects specific housing groups such as senior citizens or families with low incomes. The survey asks property owners and property managers about detailed financial information (e.g., purchase price). Information on property characteristics (e.g., number of rental units, amenities available, rental income, and property costs) is also collected. The U.S. Department of Housing and Urban Development and the U.S. Census Bureau publish financial and property characteristics statistics aggregated at the national level, protecting the privacy of individual owners. Additionally, the survey data include benchmarks on capital and operating expenditures, rental income, and details about property structure and design.



Number (in 1,000s) and Percentage of Rental Properties and Units

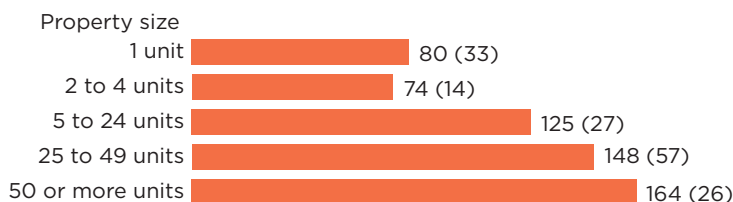


Note: Margin of error for 90 percent confidence interval is in parentheses.

Note: Margin of error for 90 percent confidence interval is in parentheses.



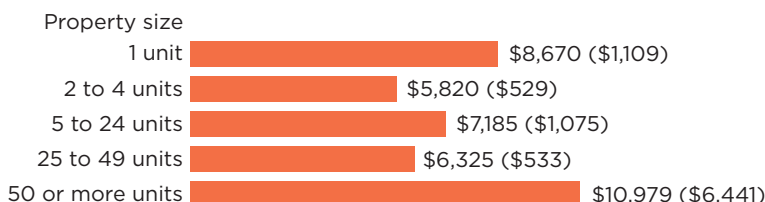
Median Debt Service Coverage Ratio



Notes: Debt Service Coverage Ratio equals net operating income divided by mortgage payments and multiplied by 100. Margin of error for 90 percent confidence interval is in parentheses.




2023 Mean Total Operational Expenses Per Housing Unit



Note: Margin of error for 90 percent confidence interval is in parentheses.



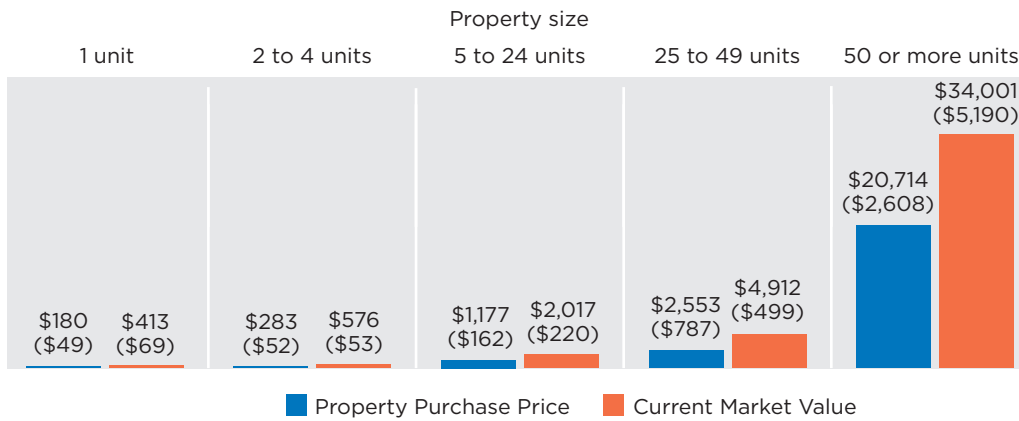
Mean Original and Outstanding Debt Amounts (in \$1,000s)



Note: Margin of error for 90 percent confidence interval is in parentheses.



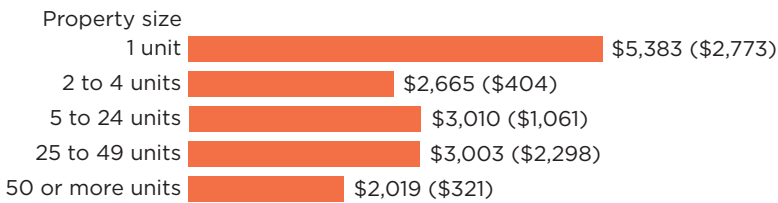
Mean Property Purchase Price and Mean Current Market Value Per Property (in \$1,000s)



Note: Margin of error for 90 percent confidence interval is in parentheses.



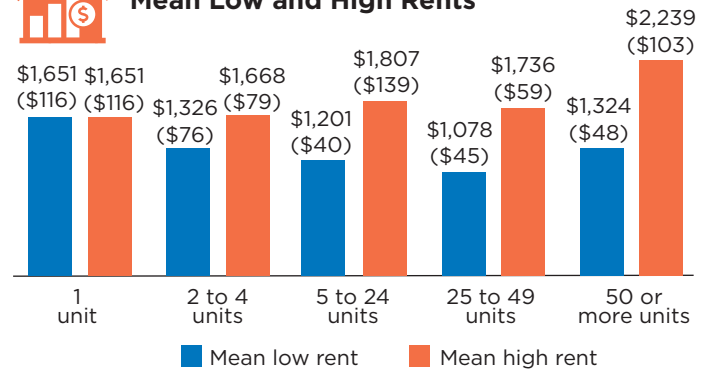
2023 Mean Total Value of Capital Improvement Per Housing Unit



Note: Margin of error for 90 percent confidence interval is in parentheses.



Mean Low and High Rents



Note: Margin of error for 90 percent confidence interval is in parentheses.

Note: Data are subject to sampling variability and nonsampling error. Estimates of sampling variability are measured using the margin of error for a 90 percent confidence interval. For estimates that are in 1000s, margins of error are also in 1000s. Caution should be used in drawing conclusions from the estimates and comparisons shown. Information on survey methodology can be found in the technical documentation at <www.census.gov/programs-surveys/rhfs/technical-documentation/methodology.html> Disclosure Review Board (DRB) approval number: CBDRB-FY25-0428.