

2010 Census Coverage Measurement Person Results for Montana

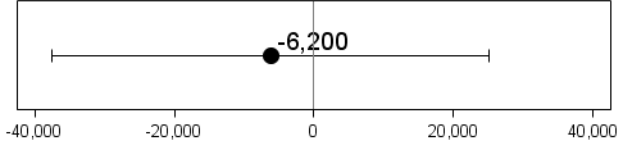
2010 Census Household Population Count: 960,566

Net Coverage

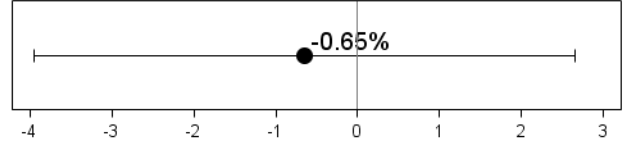
Net undercount is the CCM population estimate minus the census household population count. Percent net undercount is the net undercount divided by the CCM population estimate. A negative value is a net overcount.

Net Undercount: -6,200 (19,000 RMSE)
90% confidence interval: -37,600 to 25,100

Percent Net Undercount: -0.65% (2.01% RMSE)
90% confidence interval: -3.96% to 2.65%



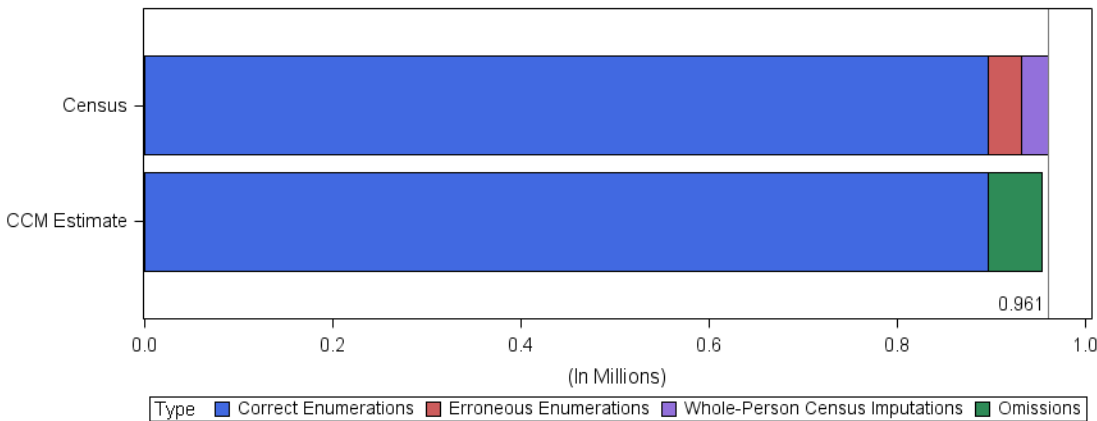
Net undercount estimate is not significantly different from 0



Percent net undercount estimate is not significantly different from 0

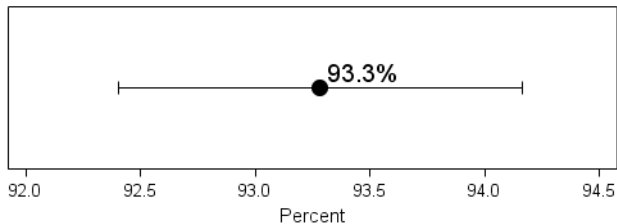
Components of Census Coverage

Correct enumerations are persons who should have been counted anywhere in Montana. Erroneous enumerations include duplicate enumerations and persons who should not have been counted in Montana. Whole-person census imputations are census records that required all of their characteristics to be imputed. Omissions are persons who should have been counted in Montana but were not.



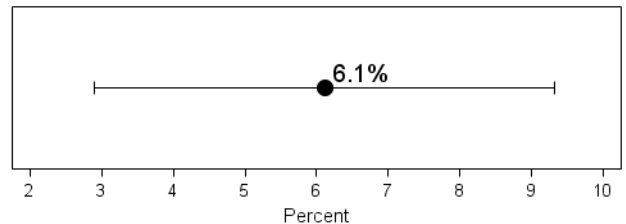
Census Components (Percent of Census Count)

Correct Enumerations: 93.3% (0.5% SE)
90% confidence interval: 92.4% to 94.2%

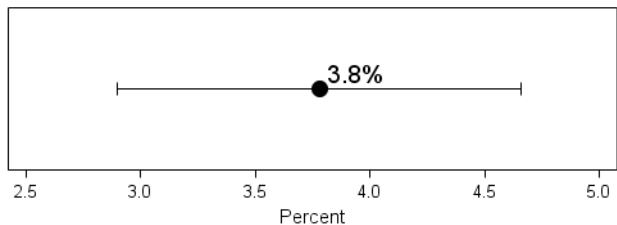


Omission Percentage (Percent of CCM Estimate)

Omissions: 6.1% (1.9% RMSE)
90% confidence interval: 2.9% to 9.3%



Erroneous Enumerations: 3.8% (0.5% SE)
90% confidence interval: 2.9% to 4.7%



Note: For the estimates of correct and erroneous enumerations, the standard error is an estimate of the sampling error. For estimates of the net undercount, percent net undercount, and omissions percentage, we provide estimates of the root mean squared error. These estimates of error add an estimate of the synthetic bias to the sampling error of the point estimates.

Whole-Person Census Imputations: 2.9%
Whole-person census imputations are tallied, not estimated. Therefore the percentage is not subject to sampling error.