

U.S GOODS TRADE: IMPORTS AND EXPORTS BY RELATED-PARTIES, 2017

U.S. CENSUS BUREAU | U.S. DEPARTMENT OF COMMERCE

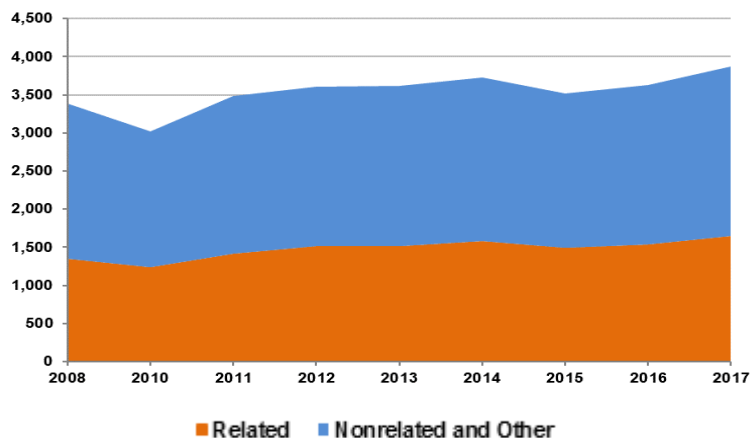
FOR IMMEDIATE RELEASE AT 8:30 A.M. EDT, WEDNESDAY SEPTEMBER 4TH, 2019

In 2017, the Nation's international related-party trade accounted for 42.4 percent (\$1,642.8 billion) of total goods trade (\$3,873.8 billion). Related-party total goods is based on imports for consumption and total exports (domestic and foreign). Related-party trade includes trade by U.S. companies with their subsidiaries abroad as well as trade by U.S subsidiaries of foreign companies with their parent companies. Other trade is the estimate for shipments with a missing related-party status indicator.

Total Exports and Imports for consumption (billions of dollars)

Exports	Total	Related	Nonrelated	Other
Total	\$1,546.5	\$501.8	\$995.9	\$48.8
<i>Domestic</i>	\$1,307.7	\$409.1	\$850.0	\$48.6
<i>Top Ten 3-digit NAICS by related-party value</i>	\$982.4	\$351.0	\$616.5	\$14.9
Imports	Total	Related	Nonrelated	Other
Total	\$2,327.4	\$1,141.0	\$1,159.2	\$27.2
<i>Top Ten 3-digit NAICS by related-party value</i>	\$1,752.3	\$1,000.2	\$745.0	\$7.1

- Related-party total goods trade is based on imports for consumption and total exports (domestic and foreign).
- Related-party trade accounted for 49.0 percent (\$1,141.0 billion) of imports for consumption (\$2,327.3 billion) and 32.4 percent (\$501.8 billion) of total exports (\$1,546.5 billion).
- In 2017, U.S. related-party trade increased by 6.9 percent (\$105.5 billion) while total trade increased by 6.9 percent (\$250.2 billion) from 2016.



Related-party trade increased by 21.8% (\$294.1 billion) and total trade increased by 14.2% (\$481.4 billion) from 2008 to 2017. In this same period, the value of related-party trade as a percent of all trade ranged between a low of 39.8% in 2009 to a high of 42.6% in 2015.

Related-Party Interactive Tool

With revised data

Please select data you would like in your request:

NAICS Codes

ALL NAICS2
ALL NAICS3
ALL NAICS4
ALL NAICS5
ALL NAICS6
11 (AGRICULTURE AND LIVESTOCK PRODUCTS)
111 (AGRICULTURAL PRODUCTS)
1111 (OILSEEDS & GRAINS)
11111 (SOYBEANS)
111110 (SOYBEANS)

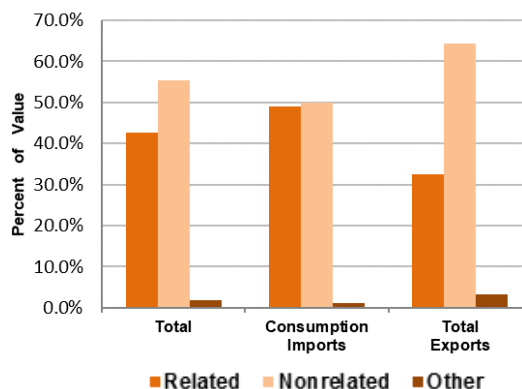
Tool users can group data by:

- NAICS code (2,3,4,6 digit level)
- Country

For more information, visit the interactive tool

online at: <https://www.census.gov/programs-surveys/trade/data/tables/relatedparty.html>

Related-Party Goods Trade - 2017



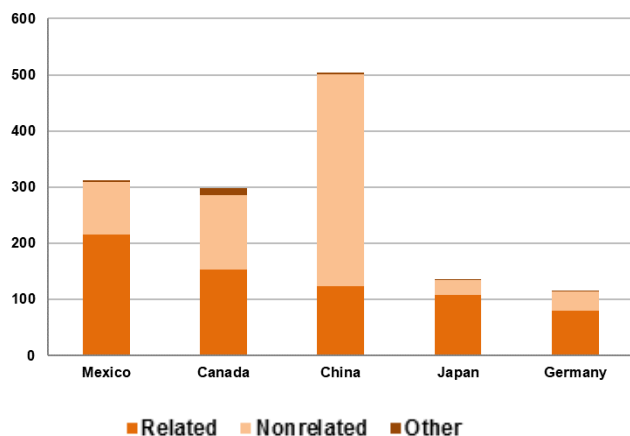
U.S GOODS TRADE: IMPORTS AND EXPORTS BY RELATED-PARTIES, 2017

U.S. CENSUS BUREAU | U.S. DEPARTMENT OF COMMERCE

IMPORTS FOR CONSUMPTION

Top 5 Countries By Related-Party Trade

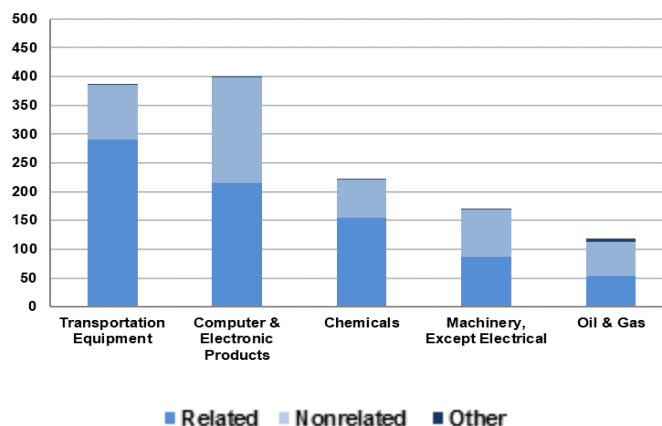
(billions of dollars)



The figure above shows a snapshot of U.S. related-party imports from selected countries sorted by related-party value.

Top 5 Three-Digit NAICS Codes By Related-Party Trade

(billions of dollars)

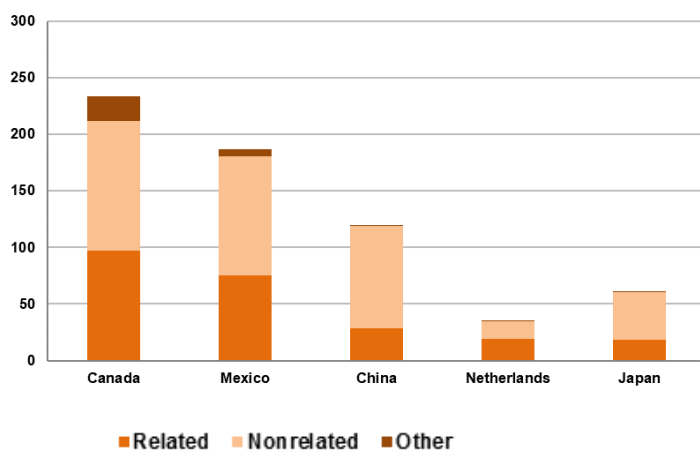


The figure above shows the top goods categories for imports. These were transportation equipment (NAICS 336), computer and electronic products (NAICS 334), chemicals (NAICS 325), machinery, except electrical (NAICS 333), and Oil and Gas (NAICS 211).

DOMESTIC EXPORTS

Top 5 Countries By Related-Party Trade

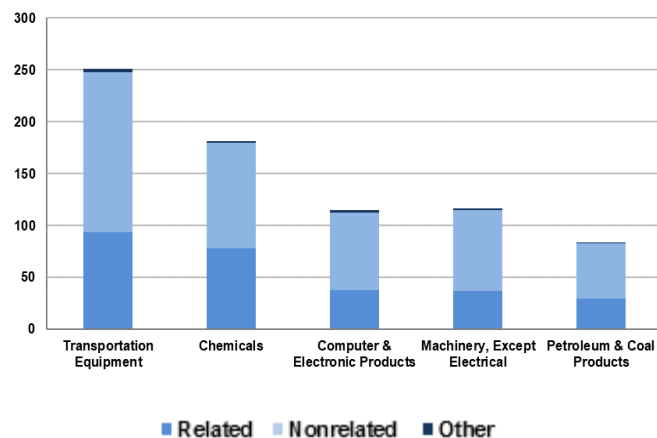
(billions of dollars)



The figure above shows a snapshot of U.S. related-party domestic exports from selected countries sorted by related-party value.

Top 5 Three-Digit NAICS Codes By Related-Party Trade

(billions of dollars)



The figure above shows the top goods categories for exports. These were transportation equipment (NAICS 336), chemicals (NAICS 325), computer and electronic products (NAICS 334), machinery, except electrical (NAICS 333), and petroleum & coal products (NAICS 324).



This and more information is provided in the U.S. Census Bureau interactive data website for Related-Party Trade at <http://sasweb.ssd.census.gov/relatedparty>. For further information on related party trade, contact the **Economic Indicators Division**, U.S. Census Bureau, at (301) 763-2311. For information on definitions, nonsampling errors and other data limitations refer to the technical documentation at www.census.gov/foreign-trade/Press-Release/related_party/index.html