

U.S GOODS TRADE: IMPORTS AND EXPORTS BY RELATED-PARTIES, 2020

U.S. CENSUS BUREAU | U.S. DEPARTMENT OF COMMERCE

FOR IMMEDIATE RELEASE AT 8:30 A.M. EDT, THURSDAY SEPTEMBER 2ND, 2021

In 2020, the nation's international related-party trade accounted for 42.6 percent (\$1,602.4 billion) of total goods trade (\$3,761.0 billion). Related-party total goods is based on imports for consumption and total exports (domestic and foreign). Related-party trade includes trade by U.S. companies with their subsidiaries abroad as well as trade by U.S subsidiaries of foreign companies with their parent companies. Other trade is the estimate for shipments with a missing related-party status indicator.

Total Exports and Imports for consumption (billions of dollars)

Exports	Total	Related	Nonrelated	Other
Total	\$1,424.9	\$483.8	\$894.8	\$46.3
<i>Domestic</i>	\$1,200.8	\$393.4	\$761.2	\$46.1
<i>Top Ten 3-digit NAICS</i>	\$896.9	\$340.1	\$542.4	\$14.5
Imports	Total	Related	Nonrelated	Other
Total	\$2,336.0	\$1,118.6	\$1,192.9	\$24.6
<i>Top Ten 3-digit NAICS</i>	\$1,775.7	\$980.1	\$790.8	\$4.8

- Related-party total goods trade is based on imports for consumption and total exports (domestic and foreign).
- Related-party trade accounted for 47.9 percent (\$1,118.6 billion) of imports for consumption (\$2,336.0 billion) and 34.0 percent (\$483.8 billion) of total exports (\$1,424.9 billion).
- In 2020, U.S. related-party trade decreased by 10.3 percent (\$184.4 billion) while total trade decreased by 9.2 percent (\$379.6 billion) from 2019.

Related-Party Interactive Tool

With revised data

Please select data you would like in your request:

NAICS Codes

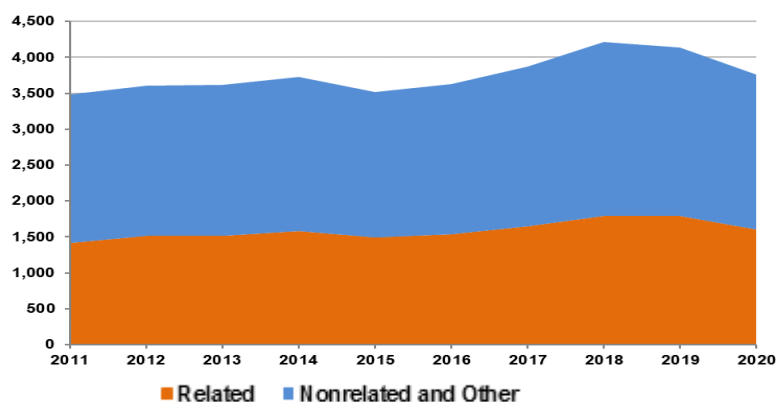
ALL NAICS2
 ALL NAICS3
 ALL NAICS4
 ALL NAICS5
 ALL NAICS6
 11 (AGRICULTURE AND LIVESTOCK PRODUCTS)
 111 (AGRICULTURAL PRODUCTS)
 1111 (OILSEEDS & GRAINS)
 11111 (SOYBEANS)
 111110 (SOYBEANS)

Tool users can group data by:

- NAICS code (2,3,4,6 digit level)
- Country

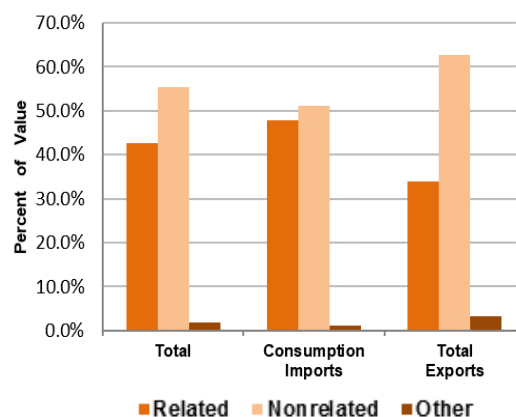
For more information, visit the interactive tool online at: <https://relatedparty.ftd.census.gov/>

Related-Party & Total Trade (billions of dollars)



Related-party trade increased by 13.1% (\$185.1 billion) and total trade increased by 7.8% (\$272.9 trillion) from 2011 to 2020. In this same period, the value of related-party trade as a percent of all trade ranged between a low of 40.6% in 2011 to a high of 43.2% in 2019.

Related-Party Goods Trade - 2020



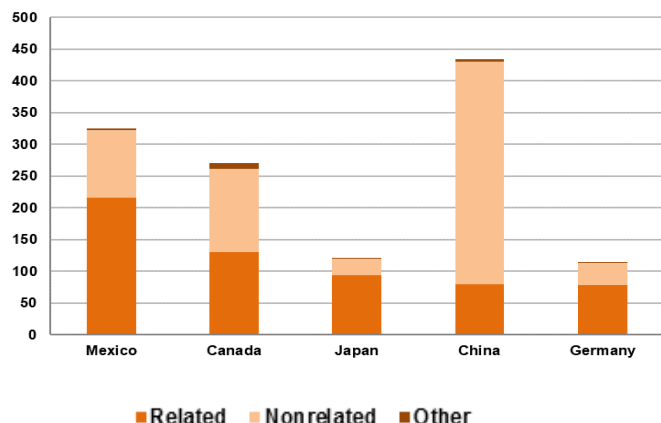
This and more information is provided in the U.S. Census Bureau interactive data website for Related-Party Trade at <https://relatedparty.ftd.census.gov/>. For further information on related party trade, contact the Economic Indicators Division, U.S. Census Bureau, at (301) 763-2311. For information on definitions, nonsampling errors and other data limitations refer to the technical documentation at www.census.gov/foreign-trade/Press-Release/related_party/index.html

U.S GOODS TRADE: IMPORTS AND EXPORTS BY RELATED-PARTIES, 2020

U.S. CENSUS BUREAU | U.S. DEPARTMENT OF COMMERCE

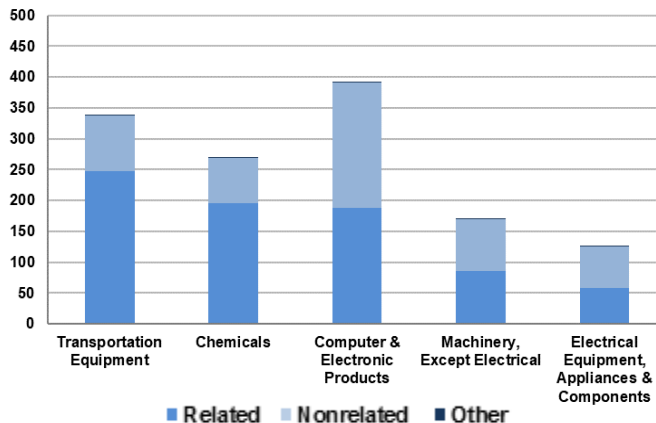
IMPORTS FOR CONSUMPTION

Top 5 Countries By Related-Party Trade



The figure above shows a snapshot of U.S. related-party imports from selected countries sorted by related-party value.

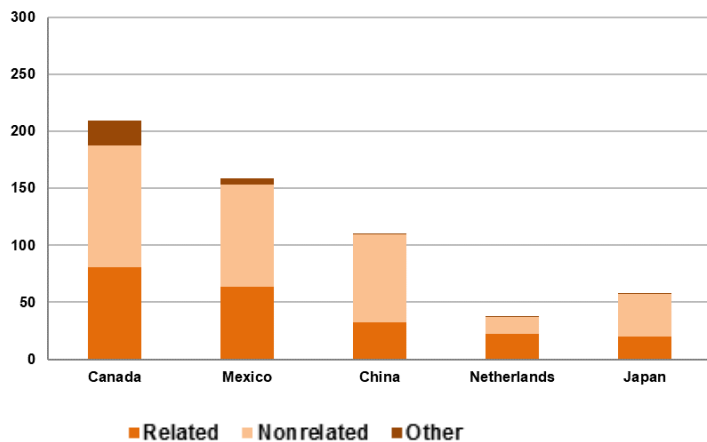
Top 5 Three-Digit NAICS Codes By Related-Party Trade



The figure above shows the top goods categories for imports. These were transportation equipment (NAICS 336), chemicals (NAICS 325), computer and electronic products (NAICS 334), machinery, except electrical (NAICS 333), and Electrical Equipment, Appliances & Components (NAICS 335).

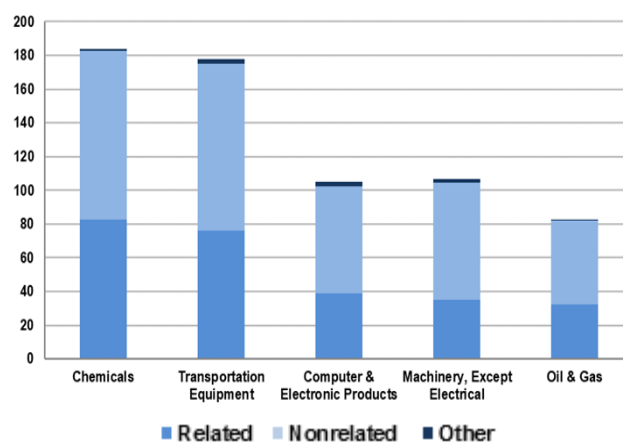
DOMESTIC EXPORTS

Top 5 Countries By Related-Party Trade
(billions of dollars)



The figure above shows a snapshot of U.S. related-party domestic exports from selected countries sorted by related-party value.

Top 5 Three-Digit NAICS Codes By Related-Party Trade
(billions of dollars)



The figure above shows the top goods categories for exports. These were chemicals (NAICS 325), Transportation Equipment (NAICS 336), Computer and Electronic Products (NAICS 334), and machinery, except electrical (NAICS 333), and Oil and Gas (NAICS 211).



This and more information is provided in the U.S. Census Bureau interactive data website for Related-Party Trade at <https://relatedparty.fid.census.gov/>. For further information on related party trade, contact the Economic Indicators Division, U.S. Census Bureau, at (301) 763-2311. For information on definitions, nonsampling errors and other data limitations refer to the technical documentation at www.census.gov/foreign-trade/Press-Release/related_party/index.html